



2018

# ALTOONA CURVE

MEDIA & INFORMATION GUIDE

DOUBLE-A AFFILIATE OF THE PITTSBURGH PIRATES





# SINGLE GAME TICKETS ON SALE NOW

877.99.CURVE | ALTOONACURVE.COM



MITCH KELLER

[altoonacurve.com/tickets](https://altoonacurve.com/tickets)



# TABLE OF CONTENTS

## ORGANIZATION 2-16

Team History.....	2-9
Timeline.....	10
Ownership - Bob & Joan Lozinak.....	11
Front Office.....	12-13
Uniforms.....	14-15
2017 Notes.....	16

## 2018 ALTOONA CURVE 17-70

Manager Michael Ryan.....	18-19
Coaches.....	20-21
Players.....	22-69
2017 Pirates Draft Class.....	70

## HISTORY/RECORDS 71-122

Year-By-Year Results.....	72
Postseason History.....	73-77
Yearly Leaders.....	78-79
Curve Players in the Majors Leagues.....	80-81
All-Time Roster (Alphabetical).....	82-85
All-Time Roster (Numerical).....	86-90
Adam Hyzdu.....	91
Curve Logo History.....	92
Single-Season Records.....	93-96
Single-Game Records.....	96-97
Career Records.....	97
Top Single-Season/Career Highs.....	98-99
Top Single-Game Performances.....	100

## HISTORY/RECORDS (CONT.) 71-122

Team Awards.....	101
Opening Day Stats & Information.....	102-103
Year-By-Year Complete Stats.....	104-122

## EASTERN LEAGUE 123-132

2018 E.L. Umpires/Mileage Chart.....	124
2017 Eastern League Recap.....	124
Eastern League & MiLB Awards.....	125
Curve All-Stars.....	126
2018 Curve Opponents.....	127-132
Eastern League Information.....	132

## PIRATES ORGANIZATION 133-136

Pirates Directory.....	134
2017 Pirates Organization Leaders.....	135
Pirates MiLB Affiliates.....	135-136

## GENERAL INFORMATION 137-146

Curve Attendance.....	138-139
Peoples Natural Gas Field.....	140
Curve Ticket Information.....	141
PNG Field Workout Schedule.....	141
2018 Broadcast Information.....	142-143
Directions.....	144
Media Policies and Information.....	145
2018 Schedule.....	146

## MISC. INFO BOXES (ALPHABETICAL)

100-Strikeout Seasons.....	79	Crazy 8s.....	53	National Television.....	139
15-Home Run Seasons.....	78	Eastern League Champions List.....	24	Pirates' MiLB Players of the Year.....	98
Affiliation Station.....	40	Eastern League Championships.....	77	Pirates' MLB Rehab Assignments.....	99
All-Star Selections by Year.....	126	EL Postseason Appearances.....	75	Pirates' Retired Numbers.....	90
All-Time Curve Team.....	85	First-Round Draft Picks.....	30	Pittsburgh MiLB Championships.....	73
Baseball/America Best Tools.....	47	Going, Going, Gone.....	138	Tallest Curve Players.....	31
Curve .300 Hitters.....	93	Grand Slam Specials.....	116	The Legend of Hyzdu.....	91
Curve 10-Game Winners.....	79	Home Runs Hit by Curve Pitchers.....	101	Top 30 Pirates Prospects.....	125
Curve Around the Globe.....	33	It Keeps Going & Going.....	92	Triple Play Baseball.....	72
Curve Futures Game Participants.....	114	MLB Before Altoona.....	26	What's in a Name?.....	16
Curve Hit Streaks.....	95	MLB Debuts by Team/Season.....	81		
Curve Playoffs vs. EL.....	76	Most Single-Season Saves.....	36		

The 2018 Altoona Curve Media & Information Guide is a publication of the Altoona Curve Communications Department. All information is current as of March 28, 2018. This publication was researched and written by Trey Wilson and Garrett Mansfield of the Altoona Curve Communications Department. Layout, design and editing by Trey Wilson, Garrett Mansfield and Mike Passanisi. Previous research by Rob Egan, Jason Dambach, Dan Zangrilli, Mike Passanisi, Josh Ellis, Tyler Maun, Nathan Bowen, Mike Baggerman, Fletcher Keel and Max Gun.

Photos used in this publication provided by the Altoona Mirror, Gary Baranec, Pittsburgh Pirates' Team photographer Dave Arrigo, Altoona Curve team photographers: Jason Sipes, Teri Enciso, Scott Myers, Rob Lynn, Jeremy Boland/Moments Photography, Mark Olson, Trey Wilson, Bradenton Marauders, West Virginia Black Bears and West Virginia Power. Additional photos provided by Bill Setliff, Sam Santilli, Joshua Tjong, Cliff Welch, Mark LoMoglio, Buck Davidson, Alex Trautwein, Tom Hagerty, Tim Catera, Brian McLeod, Joy R. Absalon, Kevin Pataky, Terrance Williams and Jim McGregor of Minor League Baseball/MiLB.com. Statistical information provided in part by Major League Baseball Advanced Media (MLBAM), 75 Ninth Avenue, 5th Floor, New York, NY 10011.

Printed by theprinters.com, 3500 East College Avenue, Suite 1000, State College, PA, 16801. Phone: 814-237-7600. Find more information at theprinters.com.

Special thanks to Kyle Stark and of the Pirates Baseball Operations Department for their assistance.

Further information on the 2018 Altoona Curve is available through the Curve Communications Department by calling 814-283-3180 or by visiting altoonacurve.com.

© 2018 Lozinak Professional Baseball, LLC

A ORGANIZATION 2018 CURVE HISTORY/RECORDS EASTERN LEAGUE PIRATES ORGANIZATION GENERAL INFORMATION

# ALTOONA CURVE HISTORY



*The future site of Blair County Ballpark with nearby Lakemont Park in the distance*

The dream of one native son that began decades ago has not only become a reality, but is about to enter its 20th season in 2018. The story of the Altoona Curve begins in 1979. Area native Bob Lozinak, a successful McDonald's franchisee, knew his hometown was a baseball haven and always dreamed of what it would be like to have a professional sports team in his hometown. He had a chance to make a dream of many come to fruition, so as the 1970s were about to come to a close, a series of meetings and preliminary discussions took place to put the plan into motion. However, there was enough opposition that thwarted the idea as an initial fear from natives was that a professional team would hurt the successful youth teams in the region. Professional baseball, for the time being, was put on the back burner.

In the meantime, that same year, Bob and his family went across the country and bought what became one of the most successful franchises in the entire country - the Albuquerque Dukes (AAA - Dodgers)

Fast-forward 16 years.

Like many other decisions in baseball, the latest round of major league expansion had a domino effect on the minor leagues. In 1995, Arizona and Tampa Bay were awarded major league franchises to play their inaugural season in 1998. To keep pace, baseball's rookie level added two teams in 1996. The following year, Class 'A' and Class 'AAA' each increased by two teams.

That left only Class 'AA' in need of expansion to match the number of teams in the big leagues. In 1997, the National Association of Professional Baseball Leagues decided the Eastern League would receive the two new franchises to start play in 1999. Erie was an easy first choice of the NAPBL's expansion committee. After all, the SeaWolves had established short-season attendance records in the new Jerry Uht Park as part of the New York-Penn League from 1995-98.

The awarding of the second franchise wasn't easy. For months, it seemed Springfield, Mass. would land the team. However, an inability to finalize land and stadium finance deals left the NAPBL looking for another option. Enter Altoona. City native Bob Lozinak and a group of Pennsylvania lawmakers put together an 11th-hour stadium financing package and site plan. The proposal was presented to the expansion committee at an October 5, 1997 meeting in Las Vegas. It received unanimous approval and Double-A baseball was on its way to Altoona.



*Curve owner Bob Lozinak sports his Pirates jacket at the press conference announcing what has become one of the longest and most successful affiliations between a minor league franchise and a parent club (Sept. 15, 1998)*

1998 announcement took the franchise to another level as the U.S. Route 22 pairing seemed an ideal fit. Central Pennsylvania fans, with their strong Pirates' roots, could now cheer for the Bucs' top prospects on their way to Pittsburgh.

The long-awaited first game in Curve history took place on April 9, 1999 in Reading, Pa. The game against the Phillies' affiliate was suspended by rain and completed the next




*Groundbreaking ceremonies on March 7, 1998*

Ballpark groundbreaking ceremonies took place on March 7, 1998 and the franchise was officially awarded the following month. In June of that year, the team selected "Curve" as its nickname. The combination railroad/baseball moniker beat out several choices like "Lake Monsters," "Ridge Runners" and, believe it or not, "Fish"!

The next step for the Curve was affiliating with a major league team. Erie seemed to have an inside track on becoming the Pirates' new Double-A club, as the SeaWolves had served as Pittsburgh's short-season club from 1995-98. However, after a series of meetings with potential major league parent clubs, the Curve landed the coveted affiliation with the Pirates. The September



*Curve players and coaches are introduced first the franchise's first game at Reading on April 9, 1999*



*The Curve defeated the Bowie Baysox, 6-1, in the first game played at Blair County Ballpark on April 15, 1999*

day as part of a doubleheader. For the record, the Curve lost their first contest, 6-2, but recorded their first win hours later with a 6-4 decision in game two.

Finally, the Curve christened Blair County Ballpark on April 15 with a triumph over the Bowie Baysox. A crowd of 6,171 attended the history-making contest despite cold, rainy weather and nearly a one-hour delay.

The 1999 Curve went 67-73 on the field and finished last in the Eastern League's Southern Division. Pitcher Bronson Arroyo won 15 games, tied for the most in the league and still the most in a single season for a Curve pitcher. Outfielder Adam Hyzdu cemented himself as the Curve's first star, hitting .316 with 24 home runs. Third baseman Kevin Haverbusch was the Curve's lone representative at the Double-A All-Star Game in Mobile, Ala.

On July 25, 1999, catcher Yamid Haad became the first Curve alum to reach the Majors, debuting with the Pittsburgh Pirates.

323,932 fans flocked to Blair County Ballpark during the inaugural season.

In 2000, the Curve posted a 74-68 record, their first winning season, and saw 333,968 fans at Blair County Ballpark. Adam Hyzdu returned for a second season with the Curve, hitting 31 homers and driving in 106 runs, both still good for single-season franchise records. Following the final game of the season on September 4, 2000, the Curve retired Hyzdu's number 16. Hyzdu is still tied for the most homers in a Curve career with 55, and he is the only player in team history to play 142 games in a season, a feat he accomplished in 2000.

In 2001, Dale Sveum became the second manager in the team's history. Attendance continued to climb, with 348,316 fans attending games at Blair County Ballpark. The team finished the year 63-79.



*Blair County Ballpark ribbon cutting, April 15, 1999*



*In 2002, Chuck Greenberg (left) headed a group that purchased the Curve, including former Steelers' running back Jerome Bettis (middle). Todd Parnell (right) was named as the team's new general manager.*

After three remarkable seasons, the Lozinak family sold the franchise to a group headed by Pittsburgh attorney Chuck Greenberg on April 2, 2002. Among the limited partners in Greenberg's collective: Pittsburgh Penguins' owner, star center and NHL Hall of Famer Mario Lemieux; Pittsburgh Steelers' all-pro running back Jerome Bettis; Altoona-based businessmen Steve Sheetz and Don Devorris. Todd Parnell was tabbed as the team's new General Manager.

On August 5, 2002 the Curve announced a new four-year affiliation agreement with Pittsburgh, securing one of baseball's strongest affiliations through 2006. Despite the ownership change, the Curve franchise enjoyed its most successful season to that point, drawing 363,871 fans to Blair County Ballpark.

Between the 2002 and 2003 seasons, Blair County Ballpark underwent its first major capital expansion project, as a new third-base Picnic Area, left-field Party Deck and outfield reserved seating section were constructed. The additions of the new areas brought the seating capacity of the ballpark to just over 7,200 and created enough room to hold nearly 10,000 fans on any night.

During the 2003 season, the Curve, led by third-year manager Dale Sveum, took the franchise to new heights on the field, posting a 78-63 regular season record and securing the club's first-ever Eastern League postseason berth. The Curve lost to the eventual E.L. Champion Akron Aeros three-games-to-one in the first round of the playoffs. The playoff run helped fuel yet another franchise attendance record as 365,376 fans came through the gates at BCB.

In 2004, the Curve, managed by Tony Beasley, finished with a league-best 85-56 record and not only returned to the playoffs, but took the next step and advanced to the Eastern League Championship Series for the first time in club history before losing to the New Hampshire Fisher Cats.

The '04 season also turned out to be a banner year at the gates as the Curve added a fifth consecutive franchise attendance record after drawing 394,062 fans to Blair County Ballpark. Among those fans who attended Curve home games in 2004 was Vice President Dick Cheney, who attended the club's Fourth of July game against Harrisburg. Following the season, Curve General Manager Todd Parnell was honored as the Eastern League Executive of the Year, while the franchise was presented the prestigious Larry MacPhail Trophy symbolizing the top promotional effort, both on and off the field, in all of baseball.



*Vice President Dick Cheney addresses the crowd on his visit to BCB on July 4, 2004*

The 2005 edition of the Curve reached postseason play in dramatic fashion, sweeping a four-game road series from Bowie during the final weekend of the season to reach the playoffs for a third consecutive season. Despite losing in the first round of the playoffs, the Curve won big earlier in the season when the franchise was named the host of the 2006 E.L. All-Star Game.



*The Curve hosted the 2006 Eastern League All-Star Game at BCB in front of a then-stadium record 9,308 fans*

Altoona would have a banner year in 2006. The highlight of the season, and arguably the top moment in the first eight seasons of Curve baseball, came on July 12th when Altoona played host to the 2006 Eastern League All-Star Game. A then Blair County Ballpark-record crowd of 9,308 were on hand to witness Curve All-Star Brett Roneberg take home MVP honors in a 5-3 win for the Southern Division All-Stars.


In the fall of 2006, the franchise won two prestigious awards, most notably the John H. Johnson President's Trophy, which is given annually to Minor League Baseball's top club on the basis of long-time franchise stability, contributions to and promotion of the baseball industry and the financial success of the team. Also, the Curve were honored by Baseball America as the 2006 winner of the Double-A Bob Freitas Award.

On the field, the 2006 Curve posted a 75-64 record under first-year manager Tim Leiper and reached the Eastern League postseason for the fourth straight season, ultimately losing in a back-and-forth Divisional Series to the Akron Aeros.

The 2007 season proved to be a year in which the Curve continued their winning ways, as the club marched on to its sixth consecutive winning season. That season, plenty of the Pirates' top prospects passed through Blair County Ballpark. In addition to third-baseman Neil Walker and outfielder Andrew McCutchen, first basemen Steve Pearce enjoyed one of the finest seasons in club history en route to being named the 2007 Topps Minor League Player of the Year.

In 2008, the Curve celebrated their storybook 10th anniversary season by welcoming back plenty of former stars, including Adam Hyzdu and Josh Bonifay, among many others. The Curve also unveiled their 10th Anniversary All-Time team.

On June 17, Jimmy Carter, the 39th President of the United States, and his wife, Rosalynn, attended the Curve versus Reading game while on a fishing trip in nearby Huntingdon. Carter sported a black Curve jersey and watched the game with friends and family members in luxury suite 410.



*Former President Jimmy Carter attended a Curve game at BCB on June 17, 2008*

As for the team, though, the Curve underachieved as they suffered their first losing season since 2001, finishing with a mark of 65-77 and a fifth place finish in the Eastern League's Southern Division.

However, 2008 will be remembered not for what happened during the season, but rather what happened following the season. On Dec. 1, 2008, President and Managing Partner, Chuck Greenberg announced that his group was selling the Curve back to original owner and visionary, Bob Lozinak. Greenberg announced that he was forming a sports consultation service and that many members of the Curve upper management would join his endeavor, including General Manager Todd Parnell.

Shortly after the announcement of the sale, it was made public that David Lozinak would be appointed as the team's Chief Operating Officer, overseeing the day-to-day functions of the ball club.

The final block to the organization's new foundation was laid on December 5, 2008 when the Lozinak Family announced that they would bring back an old friend to steer the Curve into the future -- Rob Egan. Egan was the original play-by-play broadcaster for the team from 1999-2004. He left baseball for four years, but returned to the minors to become just the fourth General Manager in the club's 11-year history.

On December 30, 2008, Minor League Baseball approved the sale of the Curve from Greenberg's group back to Lozinak and the second chapter of the Lozinak era officially began.

The 2009 season saw the Altoona Curve stumble under first-year manager Matt Walbeck as the team got off to a franchise worst 0-8 start and was never able to recover, finishing the year 62-80. However, the team did see one of the most prospect-laden lineups ever assembled in team history. As Pirates General Manager Neal Huntington traded away many valuable players at the major league level, an influx of talent came back in return. However, no one expected the fanfare that Pirates' 2008 top draft pick and top-rated prospect Pedro Alvarez would get when it was learned the New York native was being promoted from



*Future National League Most Valuable Player Andrew McCutchen played for the Curve in 2006 and 2007*



*Bob Lozinak (right) purchased the Curve back from Chuck Greenberg's group in December 2008*



*Top prospect Pedro Alvarez was named the Curve's Most Valuable Player in 2009*

Lynchburg (A) on June 23. A throng of media attention ensued, and Alvarez lived up to all his hype.

The third baseman hit .333 with 13 home runs and 40 RBI in just 60 games with the Curve. He was named the 2009 Curve M.V.P. not only for those staggering numbers, but primarily for the impact he had in the team's overall success. In games in which Alvarez played, the Curve were 34-26 (.567) while going just 26-51 (.338) in games when Alvarez did not play.

An outstanding partnership with the Pittsburgh Pirates became even stronger during the 2009 season when, on May 23, the Curve and Pirates signed a four-year extension to their Player Development Agreement, which extended through the 2014 season.

With a solid affiliation under their belt, the Curve embarked on what was their most magical season on the field in Altoona in 2010. From the outset, the 2010 Curve had the swagger and winning attitude that would carry the club to its second division title and its first-ever Eastern League Championship.

The cast of the 2010 club pretty much came as a cohesive unit from High-A Lynchburg, where they won the Mills Cup (Carolina League championship) in 2009. On Opening Day 2010, Altoona was greeted by a prospect-laden roster that included four of the Pirates Top-10 prospects according to Baseball America and eight of the Top-30 overall prospects. It was also a roster that had veteran talent, and it proved to be the perfect mix to get Altoona off to a nearly perfect start as the club started the season 7-1, a drastic turnaround after starting 2009, 0-8.



*Rob Egan served as the Curve's fourth general manager from 2009-2016*



*Stephen Strasburg brought the sports world's eyes to Altoona on April 11, 2010 when he made his professional debut*

Included in those first eight games was one day where everything seemed to fall into place for a memorable afternoon at BCB. After the first three games of the season were played under dreary cold conditions, mother nature opened the skies for a perfect 67-degree day on April 11th when the national spotlight turned to Altoona for the first professional start of Harrisburg Senators phenom Stephen Strasburg. More than 70 media members from around the country and upwards of 7,800 people came to watch the professional debut of the heralded Strasburg on the picture-perfect day in Curve, Pa. The game was also carried live on ESPN360.com and had parts of it aired on ESPNNews.

It was the first of two national exposure days for Blair County Ballpark and the city of Altoona during 2010 as Andy Pettitte later started against Altoona in the first game of the Eastern League Championship series. Pettitte's start brought the MLB Network and some of the New York spotlight to BCB as Pettitte's Thunder met the Curve for the first time in a playoff series.

All told, Altoona finished the regular season 82-60 to win its second division title and first since 2004. The 82 wins were second most in franchise history behind the 2004 club's 85 victories under manager Tony Beasley. After dispatching of Harrisburg three games to one in the divisional round, the Curve forged on to the ELCS to meet Trenton.

Pettitte's Thunder did take Game One but Altoona once again sprung back to take the final three games of the series. Curve closer Daniel Moskos was able to get the final out via the strikeout at Waterfront Park in Trenton on September 18th to bring the first-ever E.L. Championship to Altoona.



*Yankees pitcher Andy Pettitte started against the Curve in Altoona in Game 1 of the 2010 Eastern League Championship Series*



*The Curve defeated the Trenton Thunder, three-games-to-one, to win their first-ever Eastern League championship in 2010*

A few short months after the first-ever E.L. title was won, the Curve as a franchise took another step forward by unveiling the team's new logo set, which paid homage to the railroad engineers that helped put Altoona on the map.

Armed with a fresh new look for 2011, the Curve were also given a makeover in the coaching staff assignments as P.J. Forbes became the sixth manager in Altoona Curve history. Forbes, who had piloted the Reading Phillies of the Eastern League for three seasons from 2006-08, was coming off of back-to-back playoff appearances with High-A Lynchburg and High-A Bradenton in 2009 and 2010 (he led the '09 Hillcats to a Mills Cup title) before joining Altoona.

The 2011 Curve didn't get off to as fast of a start as the 2010 championship-winning club but did come out and compete on a nightly basis. A strange streak occurred during the season's first month as Altoona went on an unprecedented streak of

19-straight games of alternating wins and losses. The streak ran from April 10th through May 1st and was snapped on May 2nd, when Altoona won its second-straight game.

Despite the streak and an eventual 64-77 finish to the season, many positive things happened on the field in 2011 and they began with center fielder Starling Marte.

Marte, a native of Santo Domingo, D.R., was on the Curve roster from the get-go in 2011 and never ceased to impress. The 22-year-old proceeded to tear through the Eastern League en route to an Eastern League batting title and Eastern League Rookie of the Year honors. It was the first time in franchise history that a member of the Curve had won the Rookie of the Year award and it was also the first time that an active Curve player won the batting title (Jeff Keppinger won it in 2004 but spent the final months of the season as a Binghamton Met).



*Starling Marte became the first Curve player to win the Eastern League Rookie of the Year Award in 2011*

The speedy outfielder also set a few Curve single-season records along the way in 2011, posting franchise bests in outfield assists (18) and hits (178). In addition to his other accolades, Marte was both a mid-season and post-season E.L. All-Star, an XM Futures Game Selection, Eastern League August Player of the Month and a Topps Double-A All-Star.

Season 13 in Curve, Pa. also saw nine different former Curve players make their Major League debuts. Many of the nine played for the 2010 Eastern League Championship club (Mike Crotta, Daniel Moskos, Josh Harrison, Tony Watson, Chase d'Arnaud, Jared Hughes and Jeff Locke) while some were first-year Curve players that cracked the Pirates' 25-man roster (Eric Fryer and Aaron Thompson).



*Curve GM Rob Egan (left) awards Peoples Natural Gas CEO & President Morgan O'Brien a Curve jersey at the Peoples Natural Gas Field press conference on January 31, 2012*

Off the field, the Curve received much national notoriety for the first-ever, on-field reversible cap, which was introduced in 2011. The cap featured the new Curve engineer on the regular side and a "Rally Cap" on the inside fashioned after rally mascot Al Tuna. The Curve's Summer Cruise Night Series, which combined a cruise giveaway with the stupendous films of Tom Cruise, was also a finalist for a Golden Bobblehead for one of the best promotions in Minor League Baseball. Average attendance at Blair County Ballpark also rose for the first time since it climbed from 2005 to the 2006 seasons.

The offseason leading into the club's 14th year of existence was also no quiet one as the Curve forged a partnership with Peoples Natural Gas that renamed the ballpark Peoples Natural Gas Field. The partnership not only included a naming-rights deal but spurred economic development at the park and surrounding areas with the use of green energy.

Altoona's 2012 season began on April 5 with a very special announcement from Pirates President Frank Coonelly, who announced to the Opening Night crowd that the Pittsburgh Pirates would be returning to Altoona to play an exhibition game before the 2013 season for the first time since 2000. On the diamond, the Curve had an up-and-down season under P.J. Forbes, who directed the Curve for a second-straight season. An end-of-the-season winning streak propelled the Curve above the .500 mark and the team finished 72-70, but missed out on the E.L. playoff picture.

In the future, the 2012 season may be remembered as the season where fans in Curve, Pa. had the opportunity to see two future aces in the making with top prospects Gerrit Cole and Jameson Taillon both making their way to Double-A during the season. Cole, the first-overall pick in the 2011 draft, reached Altoona on June 20 and made his debut at home while Taillon debuted almost exactly two months later on the road in Trenton. It was the first time that both the No. 1 and No. 2 prospects in the organization according to Baseball America were in Altoona at the same time since Andrew McCutchen and Neil Walker were in Curve uniforms for the 2007 season.



*Gerrit Cole was the top pick in the 2011 MLB Draft before joining the Curve in 2012*

Other standouts on the field for the Curve included shortstop Brock Holt, who eventually went on to make his Major League debut later in the season with the Pirates. Holt stayed in Altoona until the beginning of August before he received his first promotion to Triple-A. After putting on a hitting clinic with Altoona, Holt lampooned International League pitching to earn his call up to Pittsburgh. The Texas native hit well enough with Altoona before his promotion and had enough at-bats to still hang on to win the Eastern League batting title, marking the second-straight season a Curve batter won the crown.

Holt was part of 11 more former Curve players to make their debuts in the major leagues in 2012, bringing the overall number to 101 in 14 seasons. Another former Curve player who made a splash in the bigs in 2012 was Marte, who homered in his first at bat as a member of the Pirates in Houston on July 26.

After being nominated for a Golden Bobblehead in 2011, the Curve franchise won a Golden Bobblehead in 2012 in the "Best Charity Promotion or Event" category for its efforts with Curve, Pa. Blue Out Saturdays, which aimed at raising awareness and

funds for Prevent Child Abuse, Pennsylvania. The club, which partnered with six other teams across the state of Pennsylvania, wore Blue jerseys in support of the cause for each Saturday home game and also helped raise funds through the sale of special Blue-Out T-shirts and wristbands as well as text-to-donate programs. All told, the Curve's efforts, plus those of the other six participating teams, raised over \$11,000 from the season-long efforts.



*In 2013, the Curve and Pirates played an exhibition game at Peoples Natural Gas Field in front of 10,116 fans, the largest crowd in the history of the ballpark*

Fast forward to March of 2013 and the second-ever exhibition game between the Curve and Pirates. Despite snow the Monday before the game, the temperatures warmed up and the Curve welcomed a franchise-record 10,116 fans to watch the Pirates and Curve play their first exhibition game since 2000. Just like in 2000, fans were treated to a Curve victory, this time by a score of 8-6. Former Curve OF Starling Marte had himself a day, hitting a grand slam while going 2-for-3.

A pair of big announcements also came with the Pirates-Curve Exhibition that day. The first announcement being that the Curve and Pirates had extended their Player Development Contract a season early and extended it through the 2018 season. When the affiliation reaches the 2018 season, the Curve and Pirates will be in their 20th year as parent and affiliate. It was then revealed a short time later that the Eastern League All-Star Game was returning to Blair County with the Curve poised to host the 2014 game at Peoples Natural Gas Field.



*In 2013, Pirates president Frank Coonelly (center) announced an extension of their Player Development Contract with the Curve through the 2018 season*

Altoona's regular-season had its ups and downs and the team finished with a record of 63-79 under first-year manager Carlos Garcia. Despite the record, fans were treated to some of the best prospects in the Pirates system throughout the season that included RHP Jameson Taillon, OF Gregory Polanco, RHP Nick Kingham and SS Alen Hanson. Taillon, who had a cup of tea with the Curve in 2012, spent a majority of 2013 with the club before a promotion to Triple-A in August while Polanco joined the team in June and also went to Indianapolis during the month of August. Kingham joined the club midway through the year and finished the campaign with the Curve. Hanson did the same but did not join the team until late July after beginning the year with Bradenton.


One couldn't talk about the 2013 Curve season without talking about the performance of outfielder Alex Dickerson, who was in his first season at the Double-A level. Dickerson, a native of Poway, Calif., had a slow start to the year before lighting the world on fire from June until the end of the season. He went on to hit .288 for the season with 36 doubles, three triples, 17 home runs and 68 RBI in 126 games en route to being named the Eastern League Rookie of the Year. He was the second Curve player to ever win the award and the second in the last three seasons after Starling Marte won it in 2011.



*The Curve hosted the 2014 Eastern League All-Star Stop at Peoples Natural Gas Field*

The 2013 campaign also saw the club's second ever no-hitter come to fruition when Ethan Hollingsworth, Jason Townsend, Jhonathan Ramos and Ryan Beckman combined on a nine-inning no-no on July 25, 2013 in Manchester, N.H. versus the Fisher Cats. It had been over 10 years since the Curve threw a no-hitter, which occurred in 2002 when Adrian Burnside, Neal McDade and Chris Spurling accomplished the feat.

In 2014, the Curve hosted the league's annual All-Star Game with the Eastern League All-Star Stop presented by UPMC Health Plan for the second time in franchise history. Over 6,000 fans packed into Peoples Natural Gas Field to watch the league's brightest stars for the game itself on July 16 while nearly 11,000 total across the two-days' worth of events filled PNG Field. During the first day of events, the Curve dedicated one



*Willy Garcia is mobbed by Alen Hanson after his game-winning home run in the 2014 Ghostman Games during the Eastern League All-Star festivities*

seat in the lower seating bowl a POW/MIA Chair, never to be inhabited in memory of those soldiers that have not yet returned home.

Following up the dedication of the POW/MIA chair, the Curve hosted its version of a home run derby with the Ghostman Games & Hitting Challenge. In a competition of four players, the Curve's very own Willy Garcia won the event for the Western Division with a home run that sailed into the night sky out in left field.

On the field, the Curve struggled to a 61-81 record but the season saw Garcia set a new single-season franchise record with 19 outfield assists. Catcher Elias Diaz led the club offensively, hitting .328 with six home runs and 54 RBI through his 91 games, while right-hander Adrian Sampson aced the pitching staff, posting a 10-5 record with a 2.55 ERA in 24 starts. Both players represented the Curve in the All-Star Stop. The team also set a franchise-record for steals in a single season with 159, besting the 155-mark of the 2005 Curve.

Sampson, who was both a mid-season and post-season All-Star, also came within two outs of the franchise's first nine-inning no hitter by a single pitcher. The feat was thwarted, however, by Bowie's Mike Yastrzemski when he sliced a double down the left-field line. It was the only hit Sampson permitted on the evening and the game on July 19 still went down as the first one-hitter by single pitcher in Curve franchise history. Even cooler, he did it with his mom in attendance for the game just a few days shy of her birthday.

At the end of the year, Curve General Manager Rob Egan was presented with the Eastern League Executive of the Year Award at the Winter Meetings in San Diego, the second-ever member of the Altoona front office to receive the award.

In 2015, the Curve played their first season under the direction of manager Tom Prince. A former Major League catcher, Prince guided the Curve to their first playoff appearance since 2010 with a 74-68 record with a roster including top prospects Josh Bell, Tyler Glasnow and Chad Kuhl. Although the team was eliminated by Bowie in the Division Series, the Curve had one of their most successful seasons in recent years. Twelve players were promoted to Triple-A for the first time in their careers, with two of them reaching the Majors before the end of the year. The franchise also saw its highest attendance total in nine seasons. The season culminated with the Curve earning the Eastern League's nomination for the John H. Johnson President's Award, the top honor in Minor League Baseball.



*All-Star first baseman Josh Bell was part of the Curve's on-field resurgence in 2015 as the team reached the postseason for the first time since 2010*

Joey Cora took over as the Curve's manager in 2016, leading the team back to the postseason in what would be his only season with Altoona. The Curve were eliminated in the Western Division Series by the eventual-league-champion Akron RubberDucks.



*The Pirates' top prospect in 2016, Austin Meadows posted a 24-game hitting streak with the Curve, a new franchise record*

Outfielder Austin Meadows, who was named by *Baseball America* as the Eastern League's most exciting player, turned heads early in the season when he went on a franchise-record 24-game hitting streak prior to his promotion to Triple-A.

In 2016, 14 former Curve players made their MLB debuts, the most in a single season since the franchise was founded. Nine of those players debuted with the Pirates: Alen Hanson, Jameson Taillon, Jacob Stallings, Adam Frazier, Chad Kuhl, Steven Brault, Tyler Glasnow, Josh Bell and Max Moroff.

Following the season, the Pirates announced that Cora would be the new major league third base coach. 2015 Curve manager Tom Prince was also added to the big league coaching staff, taking over as Clint Hurdle's new bench coach.

Changes also came to the Altoona front office. After eight seasons as general manager and 14 overall seasons with the Curve, Rob Egan left to take the same job with the Triple-A Charlotte Knights. The Curve announced former front office staff member Derek Martin as the new general manager in the fall of 2016.

During the 2017 preseason, new stadium updates and upgrades were made to Peoples Natural Gas Field, beginning with the demolition of the original box office and construction of a brand new one. The stadium also received new field lights, becoming one of the first two Eastern League



*Derek Martin became the Curve's fifth general manager in the fall of 2016*

parks to upgrade to LED lighting. New netting was also installed behind home plate to improve fans' views and provide more protection.

Indiana, Pa. native Michael Ryan was named as Curve manager prior to the season after leading the A-Adv. Bradenton Marauders to the Florida State League title in 2016. By season's end, he and his club replicated that feat in Double-A, winning the Curve's second Eastern League championship. The Curve won their second Western Division title on September 4, the last day of the regular season, with a walk-off home run by Mitchell Tolman in the bottom of the 12th inning against the Harrisburg Senators.

The Curve rode the momentum into the playoffs, and they began postseason play with one of the most dominating pitching performances in team history. Pirates' top pitching prospect Mitch Keller took the mound in Game 1 of the Western Division Series at Bowie on September 8 and threw a complete-game shutout on just 90 pitches, allowing only one hit.



*Top Pirates pitching prospect Mitch Keller was named as the 2017 Eastern League Postseason Most Valuable Player after dominating performances against Bowie and Trenton*

With wins in the next two games against the Baysox, the Curve advanced to face the Trenton Thunder in the Eastern League Championship Series, a team that won 92 games during the regular season. Starting pitchers Brandon Waddell and J.T. Brubaker led the Curve to road wins in the first two games in the best-of-five series. The Curve returned home for Game 3 on September 14 and a chance to clinch with Keller on the mound.



*On September 14, 2017, the Curve beat the Trenton Thunder, 4-2, to clinch their second Eastern League championship*

The Thunder plated a pair of early runs to take a 2-0 lead, but the Curve rallied in the fifth inning. Jerrick Suiter got the Curve on the board with a bases-loaded walk and Jin-De Jhang followed with a two-out, bases-clearing triple to give the Curve a 4-2 lead. Keller settled in to strike out eight batters over 7.1 innings en route to winning the Eastern League Postseason Most Valuable Player Award.

Closer Tate Scioneaux took the mound for the Curve in the ninth inning and struck out the side in order to close out the game and the championship for the Curve, who became just the third E.L. team since 1983 to sweep all six of their postseason games.

The team will honor their growing history throughout 2018 in celebration of 20 seasons of Curve baseball in Altoona. Fans and players will see more fresh updates to the ballpark, including a brand new, state-of-the-art video board, upgraded broadcasts and televisions, a new playing surface, new on-field caps and a new alternate red jersey.



*Tate Scioneaux (front) closed out the ninth inning to solidify the Curve's sweep through the 2017 Eastern League playoffs*

<b>June 1997</b>	Altoona native Bob Lozinak joins a group that is pushing for a minor league baseball franchise.
<b>Oct. 4, 1997</b>	With just hours to spare, the state of Pennsylvania allocates nearly \$11 million in state funds towards the building of a new ballpark that would play host to the proposed new minor league baseball team.
<b>Oct. 5, 1997</b>	The expansion committee of the National Association of Professional Baseball Leagues unanimously grants Altoona's bid for a new minor league franchise over the bid submitted by the city of Springfield, Mass.
<b>March 7, 1998</b>	Groundbreaking ceremonies take place at the future site of Blair County Ballpark.
<b>April 27, 1998</b>	Altoona is officially granted an expansion franchise by the Eastern League.
<b>July 2, 1998</b>	"Curve" is selected as the new franchise's nickname.
<b>Sept. 15, 1998</b>	The Curve announce a four-year player development contract with the Pirates.
<b>April 10, 1999</b>	After a rainout the day before, the first game in Curve franchise history is played as part of a doubleheader in Reading--the Curve lose 6-2 in game one but bounce back for a 6-4 win in game two of the twinbill.
<b>April 15, 1999</b>	The Curve's home opener is played before 6,171 fans at Blair County Ballpark, a 6-1 win over Bowie
<b>Nov. 1, 1999</b>	With Sal Baglieri being elevated to the role of Senior Advisor, Jeff Parker is hired as the Curve's second general manager
<b>May 15, 2000</b>	The Curve host an exhibition game against the Pittsburgh Pirates in front of a crowd of 7,346 at Blair County Ballpark
<b>Oct. 17, 2001</b>	Curve majority owner Bob Lozinak announces that the franchise will be sold to a new group headed by Pittsburgh sports attorney Chuck Greenberg. Later, Greenberg would welcome Pittsburgh sports stars Jerome Bettis and Mario Lemieux into the new ownership group.
<b>April 3, 2002</b>	Less than 48 hours before the start of the 2002 season, the ownership transfer officially takes place. Todd Parnell is officially named the club's third general manager
<b>Aug. 8, 2002</b>	The Curve franchise is featured in a full-page feature story in the sports section of USA Today. The article titled "Curve Shape a Region's Heart" documents the gameday happenings at Blair County Ballpark.
<b>Jan. 2003</b>	Construction begins on a nearly \$1 million privately financed addition to BCB. The project yielded a left-field Picnic Pavilion, Party Deck and outfield bleacher seating section in time for the 2003 season.
<b>July 4, 2004</b>	The Curve welcome U.S. Vice President Dick Cheney for the Fourth of July game against Harrisburg. Cheney tossed out the first pitch and watched the first half of the game with his wife and granddaughter from the skybox of Pennsylvania State Senator Robert Jubelirer.
<b>Dec. 2004</b>	After setting a fifth-straight attendance record, the Curve are awarded the Larry MacPhail Trophy for promotional excellence in Minor League Baseball.
<b>July 12, 2006</b>	The Curve host the 2006 E.L. All-Star Game in front of a then-record 9,308 fans.
<b>Dec. 2006</b>	The Curve are awarded Minor League Baseball's highest honor, the John H. Johnson President's Trophy, signifying the top franchise among all clubs across the U.S. and Canada. The club is also presented with the Baseball America Bob Freitas Award as the top Double-A franchise in the minors.
<b>June 17, 2008</b>	Jimmy Carter, the 39th President of the United States, attends a Curve game while on a fishing trip to Spruce Creek in nearby Huntingdon. Altoona beat Reading, 4-3.
<b>Dec. 1, 2008</b>	Chuck Greenberg announces his group is selling the Curve back to original owner Bob Lozinak.
<b>Dec. 5, 2008</b>	The original Voice of the Altoona Curve from 1999-2004, Rob Egan, is named the fourth general manager in Curve history.
<b>Dec. 30, 2008</b>	Minor League Baseball approves the sale of the Altoona Curve. Bob Lozinak and his family again own their hometown team.
<b>May 23, 2009</b>	The Altoona Curve extend their current Player Development Contract with the Pittsburgh Pirates for an additional four years, ensuring the affiliation would become the longest the Pirates had ever had with a minor league club in franchise history
<b>Sept. 18, 2010</b>	Altoona defeats Trenton, 5-2, in Game 4 of the ELCS at Trenton's Waterfront Park to clinch the first EL championship in franchise history.
<b>Nov. 23, 2010</b>	The Curve unveil a new logo set that pays tribute to the engineers and railroad heritage that helped build the city of Altoona.
<b>Jan. 31, 2012</b>	The Altoona Curve and Peoples Natural Gas forge an agreement to rename Blair County Ballpark, which was the standing name on the facility for the first 13 seasons, Peoples Natural Gas Field.
<b>Oct. 4, 2012</b>	The Curve receive Minor League Baseball's Golden Bobblehead Award for Best Charity Promotion or Event for their season-long community effort, "Curve, PA Blue Out Saturdays."
<b>March 30, 2013</b>	A franchise-record 10,116 fans flock to Peoples Natural Gas Field to watch the second-ever Pirates-Curve Exhibition Game, which the Curve won, 8-6. Prior to the game, the Curve extended their Player Development Contract with the Pirates through the 2018 season.
<b>July 15-16, 2014</b>	The Curve host the Eastern League All-Star Game for the second time in franchise history
<b>Sept. 2015</b>	The Curve cap their highest-attended season since 2008 by earning the Eastern League's nomination for the John H. Johnson President's Award and return to the E.L. playoffs for the first time since 2010.
<b>Oct. 7, 2016</b>	Derek Martin is named as the fifth general manager in franchise history. During his first months on the job, the stadium sees the reconstruction of its box office and new LED field lights installed
<b>Sept. 14, 2017</b>	The Curve beat the Trenton Thunder, 4-2, to solidify their second Eastern League Championship
<b>Spring 2018</b>	Peoples Natural Gas Field sees fresh upgrades with the installation of a new playing surface and a state-of-the-art video board
<b>March 17, 2018</b>	The Pirates and Curve announce a four-year extension to their Player Development Contract through 2022 during the championship ring ceremony for the 2017 Curve at LECOM Park in Bradenton prior to the Pirates' spring training game.

## BOB & JOAN LOZINAK | MANAGING MEMBERS

Bob and Joan Lozinak, both Altoona natives who always had dreams of bringing professional baseball to their hometown, were finally able to realize that dream in 1999. The original owners of the franchise from 1999-2001, Bob and Joan along with their three sons, Mike, David and Steve, reacquired their hometown team on December 30, 2008.

The Lozinaks had visions of bringing professional baseball to Altoona in the late 1970s, but public opposition thwarted the idea. They then proceeded to buy the Triple-A Albuquerque Dukes from former Los Angeles Dodgers owner Peter O'Malley and over the next 20 years (1979-2000), the Dukes captured six Pacific Coast League titles and numerous awards for club operations. Lozinak is among only a handful of minor league baseball owners to have been awarded the prestigious John H. Johnson Trophy twice. The Johnson Trophy is awarded annually to the top franchise in Minor League Baseball in the U.S. and Canada. The Dukes were presented the honor in both 1984 and 1991. Additionally, Albuquerque also captured the Larry McPhail Trophy for the country's top promotional effort in 1987.



*Bob and Joan Lozinak on Opening Night 2009, their first game back as owners of the team since 2001*

Lozinak sold the Dukes in 2000 so he could focus his efforts on his new franchise, the Altoona Curve.

After selling the Curve in 2002, the family purchased the West Tenn Diamond Jaxx and enjoyed Double-A affiliations in the Southern League with both the Chicago Cubs and the Seattle Mariners before the team was sold in the early months of the 2008 season.

Bob was born in Altoona on June 4, 1937. His college education was halted by five years of service in the Army during the 1960s. Lozinak completed Officer Candidate's School in Lawton, Okla. and was honorably discharged as a 1st Lieutenant. Upon his departure from the Army, Lozinak returned to finish his education at St. Francis College in Loretto, Pa. and graduated with a bachelor's degree in history.

After college, Bob and Joan became McDonald's franchisees in 1969 and their role as an owner-operator continues with stores in Hartford County, Maryland.



*Lozinak addresses the crowd at Peoples Natural Gas Field on September 14, 2017, following the Curve's 4-2 defeat of the Trenton Thunder to solidify the franchise's second Eastern League Championship*

Since the purchase of their first McDonald's franchise, Joan has been actively involved in many phases of the operation of the restaurant, whether it means balancing the restaurant budget or appearing at numerous functions within the community.

Joan, a graduate of Altoona Catholic High School, currently serves on the Board of Trustees for Bishop Guilfoyle Catholic High School in Altoona. She is actively involved in long-term planning, policy development, financing, capital improvements, public relations and marketing, development and alumni relations and budgetary management.

Joan has always been actively involved in the Catholic church serving as either a Eucharistic Minister or singing in the choir.

Bob and Joan Lozinak were inducted to the Blair County Sports Hall of Fame on April 23, 2016.

The couple can often be found somewhere inside Peoples Natural Gas Field on game days enjoying Curve baseball with fellow fans and enjoying the fun, affordable family atmosphere they always dreamed of providing through the game of baseball in their hometown.



*Lozinak (left) poses for a photo with Pat McKernan on April 15, 1999 on the night of the Curve's first-ever home game. McKernan was Lozinak's general manager of the Albuquerque Dukes from 1979-99. The duo won the John H. Johnson President's Award together twice (1984 and 1999).*



# FRONT OFFICE & EXECUTIVES



## DAVID LOZINAK | CHIEF OPERATING OFFICER

David enters his tenth year as the Chief Operating Officer of the Altoona Curve. His day-to-day responsibilities are to oversee the entire operation of the franchise.

Prior to his family reacquiring the team in December 2008, Lozinak held the same position with the West Tenn Diamond Jaxx of the Southern League.

Lozinak also spent three years working in the Accounting and Concessions departments for the Albuquerque Dukes, a team that his family owned and operated from 1979-2000.

David is a 1987 graduate of Widener University with a degree in Business Administration. He resides in Hollidaysburg with his wife, Aimee, daughter, Katie and son Will.



## DEREK MARTIN | GENERAL MANAGER

On October 7, 2016, Derek Martin was announced as the fifth general manager in Altoona Curve franchise history. Martin returned to the Altoona front office, where he served in various roles from 2004-2007.

He joined the Myrtle Beach Pelicans as the team's assistant general manager from 2007-2009. After three seasons in South Carolina, Martin returned to Pennsylvania in 2009, where he worked with Blue Knob Auto in finance and insurance from 2009-2012. Most recently, he worked as a commercial insurance agent for the Teeter Group from 2012-2016.

A native of Clarion, Pa. and a graduate of Slippery Rock University, Martin began his career in baseball as an intern with the Reading Phillies in 2001. From 2002-2003, he completed an internship with Aramark food and beverage service at Pittsburgh's PNC Park before joining the Curve's sales staff in November 2003. He became the team's director of sales in January 2004.



Martin resides in Roaring Spring, Pa. with his wife Abby and their three children (Rory, 6; Hudson, 4; Molly, 2).



**MIKE LOZINAK**  
Chief Financial Officer




**MARY LAMB**  
Director of Finance




**COREY HOMAN**  
Director of Corporate Partnership




**ADAM ERIKSON**  
Director of Business Development



**NATE BOWEN**  
Director of Ticketing



**EMILY ROSENKRANTS**  
Director of Community Relations



**TREY WILSON**  
Director of Communications & Broadcasting



**GARETT MANSFIELD**  
Communications & Broadcasting Assistant



**ISAIAH ARPINO**  
Director of Entertainment & Branding



**MIKE KESSLING**  
Director of Marketing & Promotions



**DAVID GALLAGHER**  
Director of Creative Services



**MICHELLE GRAVERT**  
Director of Merchandising



**JESS KNOTT**  
Box Office Manager



**ED MOFFETT**  
Ticket Sales Manager



**JOEL FOX**  
Ticket Sales Manager



**JADE GIANTINI**  
Manager of Partnership Services



**BRIANA HORNUNG**  
Ticket Sales Manager



**DOUG MATTERN**  
Director of Ballpark Operations

**ALTOONA CURVE BASEBALL CLUB**

Peoples Natural Gas Field  
 1000 Park Avenue, Altoona, PA 16602  
 Phone: 814.943.5400 or 877.99.CURVE  
 Fax: 814.943.9050 or 814.942.9132  
 www.altoonacurve.com  
 frontoffice@altoonacurve.com  
 facebook.com/AltoonaCurveBaseball



Twitter: @AltoonaCurve | Instagram: @altoonacurve | Snapchat: altoona\_curve

**FRONT OFFICE**

Managing Members .....	Bob & Joan Lozinak
Chief Operating Officer.....	David Lozinak
Chief Financial Officer .....	Mike Lozinak
Senior Advisor.....	Sal Baglieri
General Manager .....	Derek Martin
Director of Finance .....	Mary Lamb
Administrative Assistant .....	Donna Harpster
Director of Corporate Partnerships.....	Corey Homan
Director of Business Development.....	Adam Erikson
Manager of Partnership Services.....	Jade Gianfani
Director of Ticketing.....	Nathan Bowen
Box Office Manager.....	Jess Knott
Ticket Sales Manager.....	Ed Moffett
Ticket Sales Manager.....	Joel Fox
Ticket Sales Manager.....	Briana Horning
Director of Communications & Broadcasting .....	Trey Wilson
Communications & Broadcasting Assistant.....	Garett Mansfield
Director of Community Relations .....	Emily Rosencrants
Director of Entertainment & Branding .....	Isaiah Arpino
Director of Marketing, Promotions & Special Events .....	Mike Kessling
Director of Creative Services .....	David Gallagher
Director of Merchandise .....	Michelle Gravert
Director of Concessions.....	Glenn McComas
Assistant Director of Concessions .....	Michelle Anna
Director of Ballpark Operations .....	Doug Mattern
Head Groundskeeper .....	Chris Mason

**COACHING STAFF**

Manager .....	Michael Ryan (2nd season)
Pitching Coach.....	Bryan Hickerson (2nd season)
Hitting Coach.....	Keoni De Renne (1st season)
Coach.....	Stephen Morales (1st season)
Athletic Trainer.....	Justin Ahrens (2nd season)
Strength & Conditioning Coach.....	Joe Schlesinger (2nd season)

**TEAM PERSONNEL**

Team Physician .....	Dr. Joshua Port
Head of Security.....	Pat Gates
Head Usher.....	Joe Bettwy
Public Address Announcer .....	Rich DeLeo
Official Scorers .....	Ted Beam, Dick Wagner, Chris Strawmier
Home Clubhouse Manager.....	Jake Hundt
Visiting Clubhouse Manager .....	Mark Biem

**TEAM INFORMATION**

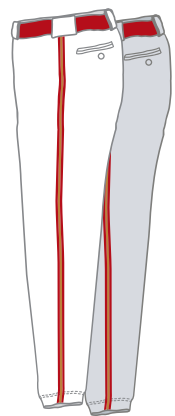
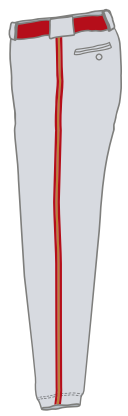
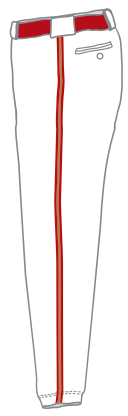
Year Established.....	1999
Ballpark (Seating Capacity).....	Peoples Natural Gas Field (7,210)
Major League Affiliation .....	Pittsburgh Pirates (1999)
Team Colors .....	Railroad Red, Boiler Bronze, Soot Black



**HOME**

**ROAD**

**ALTERNATE**



**THURSDAY DIGITAL CAMO JERSEY**

This season, the Curve will wear special digital camo jerseys for every Wednesday home game at Peoples Natural Gas Field. The game-worn jerseys will be auctioned off at the end of the season with all proceeds benefiting Curve Charities



1999-2010,  
2016



1999-2010



1999-2003



2003-2009



2004-2008



2008



2011-2017



2011-pres.



2011-pres.



2011-2017



2017



2018-pres.



2018-pres.



1999-2003, 2016



1999-2004



1999-2002



1999-2003



2003-2010



2003-2007



2004-2007



2005-2010



2005-2008



2008



2008-2010



2009-2010



2011-2013



2014-2017



2017



2018-pres.



2011-pres.



2011-pres.

**THE 19TH SEASON OF CURVE BASEBALL:** Altoona finished the season eight games over .500 and won the Western Division by two games over the Baysox. The title marked the franchise's third regular-season division championship in franchise history, winning the South Division in 2004 and the Western Division in 2010. This year, the Curve led the West for 96 of 140 games and took over sole possession of the top spot for good on August 22. The Curve won 10 of their final 16 games, including a regular-season-best five-game winning streak from August 20-24. Altoona clinched the Western Division regular-season title with a walk-off win over Harrisburg on September 4 and a loss by Bowie at Richmond that afternoon. The Curve advanced to the ELCS with a three-game sweep over the Bowie Baysox in the Western Division Series. In the Championship Series, the Curve took the first two games in Trenton before beating the Thunder, 4-2, at PNG Field on September 14 to lock up their second league title in franchise history. Including the regular season and the playoffs, the Curve won their final eight games, their best winning streak of the year.

**PITCHING WINS CHAMPIONSHIPS:** The Curve's pitching staff combined to post a 1.50 ERA in their six postseason games. Altoona starters went 6-0 with a 1.66 ERA (8 ER/43.1 IP) in the playoffs. **Mitch Keller** set the tone with a complete-game shutout in Game 1 of the Division Series at Bowie, holding the Baysox to two hits while throwing just 90 pitches. Keller returned to the mound for the championship-clinching ELCS Game 3 and allowed two runs in the second before settling in to go scoreless the rest of the way, totaling 7.1 innings with eight strikeouts. Keller was named as the Eastern League Postseason MVP, combining to go 2-0 in his two starts with a 1.10 ERA (2 ER/16.1 IP). **Alex McRae** (1-0, 6.00) allowed four runs over six innings in Game 2 of the Division Series, but the Curve won the game, 8-4. **Austin Coley** (1-0, 1.29) started the clinching Game 3 of the Division Series and allowed one run over seven innings. In the ELCS, **Brandon Waddell** (1-0, 0.00) started Game 1 in Trenton and worked six scoreless innings. In Game 2, **J.T. Brubaker** (1-0, 1.13) worked eight innings and allowed two runs (one earned). The Altoona bullpen allowed just one run in the playoffs and posted a 0.84 ERA (1 ER/10.2 IP) with three saves. In Game 3 of the ELCS, **Tate Scioneaux** struck out the side in order in the top of the ninth to cap the three-game sweep.

**LUPLOW'S RISE:** Behind a breakout first half of the season with Altoona, **Jordan Luplow** climbed from Double-A to the big leagues in a span of less than four months. He hit his first two home runs on April 11 at Richmond and went on a home run tear over his 73 games with the Curve. Luplow picked up Eastern League Player of the Week honors for May 29-June 4 after hitting .423 with five homers in seven games, including homering in three straight games from June 4-June 6. He became the fastest Curve player to reach 14 homers to open a season on June 6, hitting the mark in just 52 games. His 16 homers were the most for a Curve player prior to the All-Star Break since 2005. An Eastern League Mid-Season All-Star selection, Luplow was promoted to Triple-A Indianapolis on June 30. After carrying his hot stretch to Indianapolis, it took less than a month for Luplow to earn his first call to the big leagues. He made his Major League debut on July 28 for the Pirates. He went on to play 27 major league games and knocked three homers.

**EDWINNING:** First baseman **Edwin Espinal** returned for a second season with the Curve and improved on his performance from 2016. Over his 95 games with the Curve, Espinal hit .283 with a team-leading 72 RBIs and set a new career high with 15 home runs prior to his promotion to Triple-A on July 28. At the time of his promotion, Espinal ranked second in the Eastern League with 25 doubles, second with 72 RBIs and fourth with 174 total bases. Even though he was promoted with five weeks left in the regular season, Espinal was named the Curve's Most Valuable Player for 2017. He also picked up an Eastern League Mid-Season All-Star selection, becoming just the fourth player in Curve history to achieve the honor twice. Espinal did not commit a single error at first base, becoming the first Altoona infielder to post a perfect fielding percentage at a single position in franchise history, and he was awarded an MiLB Rawlings Gold Glove Award as the top defensive first baseman in the minors.

**DU-RAP IT UP:** After picking up 22 saves in 2016, closer **Montana DuRapau** returned to the Curve to start the 2017 season. He picked up his fourth save of the year on April 18 against Erie to move ahead of Brandon Knight for sole possession of second place on the Curve's all-time career saves list with 28. On May 17, he closed out the 29th save of his Curve career at Binghamton to tie Matt Peterson's franchise mark. He took over first place on the Altoona all-time saves list with his 30th on May 19 against Erie, working two scoreless innings on the night. DuRapau was promoted to Triple-A Indianapolis on July 14 having stretched his record to 36 total saves. He ranked first in the Eastern League with 14 saves and 26 games finished at the time. For the year, he tied Tate Scioneaux for the team lead with 14 saves. Over his 27 outings for Altoona, DuRapau went 14-for-15 in save tries and posted a 1.49 ERA. DuRapau also picked up an Eastern League Mid-Season All-Star selection, the first all-star nod of his career.

**SUIT UP:** First baseman/outfielder **Jerrick Suiter** turned around his season beginning with his first Double-A homer on June 2 at Bowie. Over his final 79 regular-season games from that point, Suiter hit .299 (84-for-281) with ten homers and 49 RBIs on his way to being named Altoona's Unsung Hero for 2017. He especially caught fire over a three-game span from July 5-July 7 when he reached base in ten consecutive plate appearances, going 9-for-9 with a homer, two doubles, a walk and five RBIs. He finished the year ranked fifth in the Pirates' minor league system with 62 total RBIs between his time in Bradenton and Altoona.

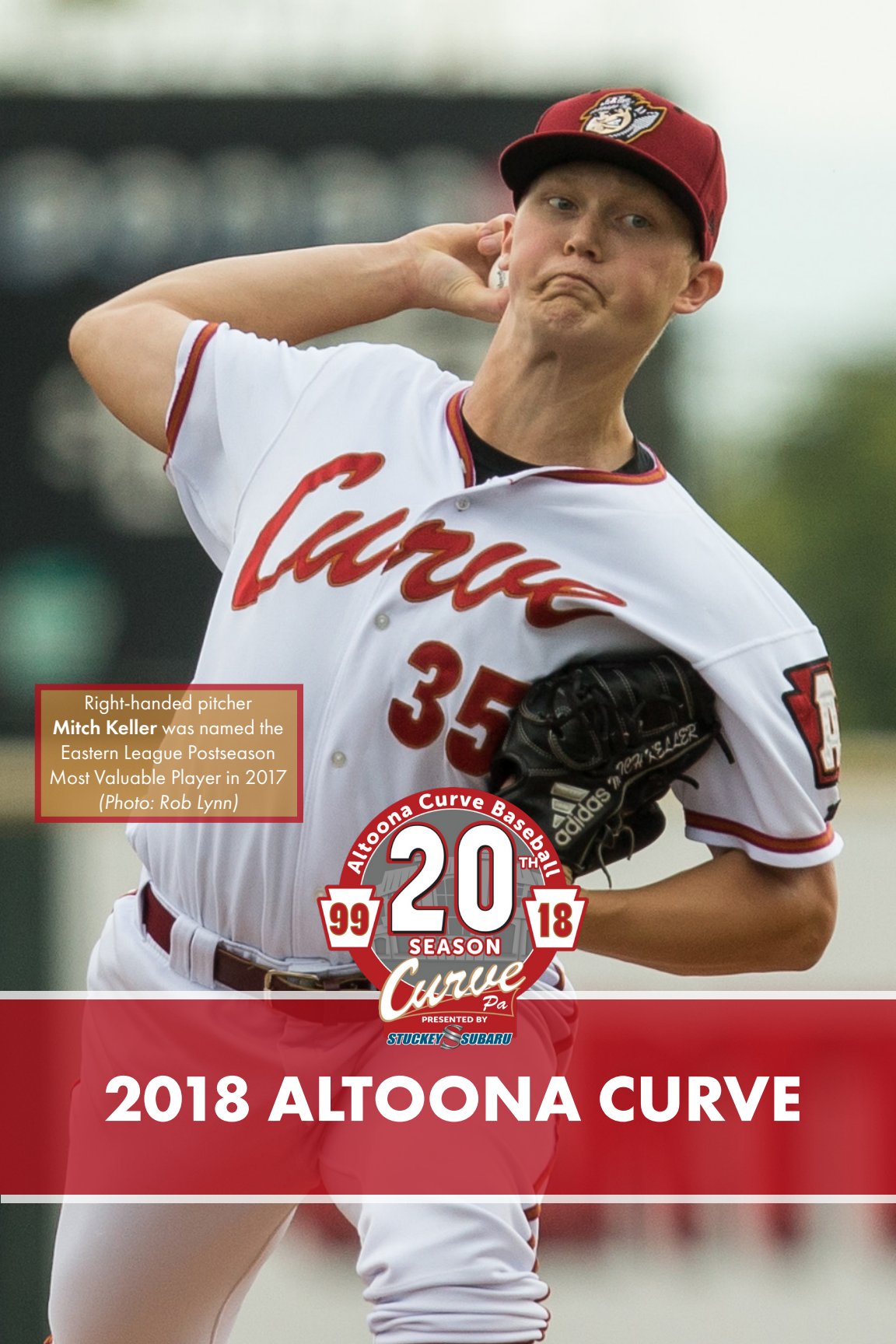
**SHINING STARS:** The Curve had six players selected as Eastern League Mid-Season All-Stars, tied for the second-most in team history: **Jordan Luplow**, **Kevin Kramer**, **Wyatt Mathisen**, **Edwin Espinal**, **Alex McRae** and **Montana DuRapau**. Espinal was also selected as an end-of-season E.L. All-Star.

**PROSPECT WATCH:** For the season, the Curve roster featured seven of the Pirates' top 30 prospects MLB.com's season-ending list, including **Mitch Keller** (2), **Cole Tucker** (5), **Kevin Newman** (6), **Kevin Kramer** (9), **Yeudy Garcia** (19), **Jordan Luplow** (20), **Brandon Waddell** (23) and **Dario Agrazal** (29). Keller also ranked as MLB.com's No. 6 RHP prospect and No. 18 overall prospect in baseball. Kramer ranked as MLB.com's No. 7 2B prospect. *Baseball America* ranked three Curve players in their mid-season Top 10 Pirates prospects, including Keller (1), Newman (3) and Tucker (9). *Baseball America* also recognized Newman as the Eastern League's top defensive shortstop, **Edwin Espinal** as the league's best defensive first baseman and Elvis Escobar as having the circuit's best outfield arm.

**ROAD TO THE SHOW:** During the 2017 season, seven former Curve players made their Major League debuts. Outfielder **Willy Garcia** (2014-15) debuted with the Chicago White Sox on April 14. First baseman/outfielder **Jose Osuna** (2015-16) debuted with the Pirates on April 18. Right-handed reliever **Dovydas Neverauskas** (2016) made his first appearance for the Pirates on April 24. Two days later on April 26, infielder **Gift Ngoepe** (2013-15) entered as a defensive replacement for the Pirates to make his first MLB appearance. On June 10, right-handed reliever **Edgar Santana** (2016) made his debut for Pittsburgh. On July 28, outfielder **Jordan Luplow** debuted with the Pirates in San Diego. Right-handed pitcher **Angel Sanchez** debuted on August 24 for the Pirates against the Dodgers. The Curve have seen 144 former players reach the big leagues over their 19 seasons.

## WHAT'S IN A NAME?

The name "Curve" was officially chosen as the team nickname on July 2, 1998. The name was selected by fans in a name the team contest. Other finalists included "Fish", "Ridge Runners" and "Lake Monsters." Curve was selected for two reasons: one for the baseball connotation but also as a tribute to the historic Horseshoe Curve, located just outside the city of Altoona. The landmark Horseshoe Curve was built in the 1850s as a means to make it easier for incoming trains to navigate through the Allegheny Mountains. The first train went around "the Curve" in 1854.



Right-handed pitcher  
**Mitch Keller** was named the  
Eastern League Postseason  
Most Valuable Player in 2017  
*(Photo: Rob Lynn)*



# 2018 ALTOONA CURVE

# MICHAEL RYAN | MANAGER

**BIRTHDAY:**

JULY 6, 1977

**AGE:**

40 (TURNS 41 ON JULY 6)

**BIRTHPLACE:**

INDIANA, PA.

**RESIDES:**

PITTSBURGH, PA

**SEASONS IN ALTOONA:**

SECOND SEASON

**MANAGING EXPERIENCE:**

SIXTH SEASON

**APPOINTED TO ALTOONA:**

DECEMBER 23, 2016

**PLAYING EXPERIENCE:**

FIVE SEASONS (MLB)

**POSITIONS PLAYED:**

OF/1B/3B



@MR\_Ryan121212



## MANAGERIAL/COACHING CAREER

**Michael Ryan**, a native of Western Pennsylvania, returns for his second season as the manager of the Altoona Curve in 2018. He was announced to the position on December 23, 2016. The Pirates announced Ryan's return to Altoona on January 16, 2018.



In his first season with the Curve in 2017, Ryan led the club to its second Eastern League championship in franchise history with a three-game sweep over the Trenton Thunder in the ELCS. The Curve went 74-66 in the regular season, winning their second Western Division title in team history by two games over the second-place Bowie Baysox.

The title was the second for Ryan in as many seasons. In 2016, he managed the Class-A-Adv. Bradenton Marauders to a Florida State League championship. It was the first A-Adv. championship for a Pirates-affiliate team since the Lynchburg Hillcats won the Carolina League title in 2009.

Ryan began his managerial career in 2013 with the West Virginia Power, the Pirates' Class-A affiliate in the South Atlantic League, leading the club to an 82-58 overall record and second-half Northern Division championship while setting the franchise record in wins. The Power were eliminated in the division series by the Hagerstown Suns, two games to one.

He returned to Charleston with the Power in 2014 before earning a promotion to manage Bradenton in 2015. Overall, Ryan has compiled a 354-335 record over five seasons as a minor league manager. Ryan was also a coach with the Curve in 2012 under former manager P.J. Forbes.

## PLAYING CAREER

Ryan was drafted in the fifth round by the Minnesota Twins out of Indiana Area Senior High School in 1996, where he played baseball, basketball and football and was an all-state selection in football and baseball in 1996. Ryan played 15 professional seasons, including five in the majors. The former outfielder spent four seasons in the big leagues with the Twins from 2002-05 and played for the Los Angeles Angels in 2010. He was the first native of Indiana, Pa. to play in the majors since infielder Henry Youngman played 13 games with the Pirates in 1890.

Ryan began his professional career with the Twins' Gulf Coast League affiliate in 1996 at the age of 18. He climbed a step up the minor league ladder each of the next four seasons with the Rookie-level Elizabethton Twins in 1997, Single-A Fort Wayne Wizards in 1998, A-Adv. Fort Myers Miracle in 1999 and Double-A New Britain Rock Cats in 2000.

In the Eastern League, Ryan hit .277 with 11 homers and a team-leading 69 RBIs. He played three games with the Triple-A Salt Lake Buzz at the end of the 2000 season.

Ryan spent all of the 2001 season with the Twins' new Triple-A affiliate, the Edmonton Trappers, and finished second on the team in homers (18) and RBIs (73) behind only current Harrisburg Senators manager Matt LeCroy. In 2002, Ryan returned to Edmonton and went on to earn a Pacific Coast League Post-Season All-Star selection after clubbing 31 homers and collecting 101 RBIs, both career highs as the Trappers won a PCL championship.

On September 19, 2002, Ryan saw his first Major League action with the Minnesota Twins. In what would have been a memorable debut, he picked up two hits, two RBIs and scored two runs, a major league record, in the first inning at Comerica Park against the Detroit Tigers during a nine-run frame for the Twins. However, the game was called prior to the top of the third inning due to rain, erasing his performance from the record books. Ryan made what would be recorded as his "official" Major League debut on September 20 and went 0-for-4.

Ryan returned to Triple-A Rochester for most of 2003 and was called up to Minnesota in mid-August. Over 27 big league games, he hit .393 with five homers and 13 RBIs to close out the regular season as the Twins won the AL Central, earning a spot on Minnesota's postseason roster. The Twins lost to the Yankees in the American League Division Series, three games to one. Ryan struck out against Roger Clemens in a pinch-hit appearance during Game 3, his only at-bat in the playoffs.

Over the next two seasons, Ryan combined to play 93 more games for the Twins before becoming a free agent after 10 years (1996-05) with the organization. He signed with the Braves for the 2006 season and spent the entire year with Triple-A Richmond.

A  
ORGANIZATION  
2018 CURVE  
HISTORY \ RECORDS  
EASTERN LEAGUE  
PIRATES ORGANIZATION  
GENERAL INFORMATION

Ryan signed with the Pirates in 2007 and was a non-roster invitee to spring training. In the Grapefruit League, he hit .396 for the Pirates and drove in nine runs over 22 games. Ryan spent the entire regular season with the Triple-A Indianapolis Indians, hitting .259 with 52 RBIs and leading the Tribe with 16 home runs.

With an overhaul of the Pirates' front office prior to the 2008 season, Ryan became a free agent and signed with the independent Somerset Patriots. He spent three months with the team and was named as an Atlantic League All-Star before signing a minor league deal with the Florida Marlins. He played the remainder of the season with the Triple-A Albuquerque Isotopes, hitting .321 with nine homers over just 33 games.

The Marlins moved their Triple-A affiliation to New Orleans in 2009 and Ryan spent the entire season with the Zephyrs, leading the team with a .300 batting average and earning a Pacific Coast League Mid-Season All-Star selection.

Ryan signed as a free agent with the Los Angeles Angels in 2010 and again opened the season in Triple-A, this time suiting up for the Salt Lake Bees. After hitting .351 over his first 21 games, Ryan earned a call up to the big leagues on May 7, marking his first major league action in five years.

In 22 games for the Angels, Ryan hit .205 while playing left field and first base. He was designated for assignment on June 17 and played out the remainder of his final season with Salt Lake.

After not signing with a club in 2011, Pirates' Director of Minor League Operations Larry Broadway hired Ryan as a coach in November 2011.

Ryan currently resides in the Pittsburgh area with his wife, Alicia, and their two sons, Brennan (8) and Blake (6).



Ryan with the  
Richmond Braves in 2006

## RYAN MANAGERIAL RECORD

Year	Team (League/Affiliation)	Record	Pct.	Finish	Playoffs
2013	West Virginia (A/PIT)*	82-58	.586	3rd/1st	Lost DS, 2-1
2014	West Virginia (A/PIT)	54-81	.400	7th/4th	--
2015	Bradenton (A+/PIT)	74-64	.536	6th/2nd	--
2016	Bradenton (A+/PIT)**	70-66	.515	1st/4th	Won FSL title
2017	Altoona (AA/PIT)***	74-66	.529	1st	Won EL title
<b>Totals</b>		<b>354-335</b>	<b>.514</b>		

\* - Lost to Hagerstown, two games to one, in the first round of the South Atlantic League playoffs

\*\* - Defeated St. Lucie, two games to none, in the Florida State League Semifinals; Defeated Tampa, three games to one in the Florida State League Championship Series

\*\*\* - Defeated Bowie, three games to nine, in the Western Division Series; Defeated Trenton, three games to none, in the Eastern League Championship Series

## RYAN LIFETIME BATTING STATISTICS

YR	CLUB	ORG	AVG	G	AB	R	H	2B	3B	HR	RBI	BB	SO	SB
96	GCL Twins (Rk.)	MIN	.197	43	157	12	31	8	2	0	13	13	20	3
97	Elizabethton (Adv.-Rk.)	MIN	.300	62	220	44	66	10	0	3	29	38	39	2
98	Fort Wayne (A)	MIN	.318	113	412	68	131	24	6	9	72	44	92	7
99	Fort Myers (A+)	MIN	.274	131	507	85	139	26	5	8	71	63	60	3
00	Salt Lake (AAA)	MIN	.222	3	9	1	2	0	0	0	2	3	2	0
	New Britain (AA)	MIN	.277	122	481	64	133	23	8	11	69	34	79	4
01	Edmonton (AAA)	MIN	.288	135	527	89	152	36	7	18	73	52	121	1
02	Minnesota Twins	MIN	<b>.091</b>	<b>7</b>	<b>11</b>	<b>3</b>	<b>1</b>	<b>0</b>	<b>0</b>	<b>0</b>	<b>0</b>	<b>0</b>	<b>2</b>	<b>0</b>
	Edmonton (AAA)	MIN	.261	131	540	92	141	36	6	31	101	55	124	4
03	Minnesota Twins	MIN	<b>.393</b>	<b>27</b>	<b>61</b>	<b>13</b>	<b>24</b>	<b>7</b>	<b>0</b>	<b>5</b>	<b>13</b>	<b>6</b>	<b>12</b>	<b>2</b>
	Rochester (AAA)	MIN	.225	115	408	56	92	20	4	15	60	38	89	6
04	Minnesota Twins	MIN	<b>.239</b>	<b>36</b>	<b>71</b>	<b>9</b>	<b>17</b>	<b>2</b>	<b>1</b>	<b>0</b>	<b>7</b>	<b>4</b>	<b>16</b>	<b>1</b>
	Rochester (AAA)	MIN	.211	50	175	29	37	7	1	6	16	16	38	3
05	Minnesota Twins	MIN	<b>.231</b>	<b>57</b>	<b>117</b>	<b>7</b>	<b>27</b>	<b>5</b>	<b>0</b>	<b>2</b>	<b>13</b>	<b>9</b>	<b>22</b>	<b>1</b>
	Rochester (AAA)	MIN	.283	46	152	16	43	7	1	6	26	15	34	0
06	Richmond (AAA)	ALT	.242	110	363	35	88	18	1	6	39	30	75	2
07	Indianapolis (AAA)	PIT	.259	121	379	54	98	21	6	16	52	29	89	0
08	Albuquerque (AAA)	FLA	.321	33	109	15	35	7	2	9	27	7	26	1
	Somerset (Ind.)	--	.282	65	238	53	67	20	1	15	44	44	35	0
09	New Orleans (AAA)	FLA	.300	109	367	61	110	25	0	14	66	47	64	2
10	Los Angeles Angels	LAA	<b>.205</b>	<b>22</b>	<b>39</b>	<b>3</b>	<b>8</b>	<b>4</b>	<b>0</b>	<b>0</b>	<b>2</b>	<b>1</b>	<b>5</b>	<b>0</b>
	Salt Lake (AAA)	LAA	.277	81	307	48	85	22	4	4	37	24	46	2
	<b>MiLB Totals (15 seasons)</b>		<b>.270</b>	<b>1405</b>	<b>5113</b>	<b>769</b>	<b>1383</b>	<b>290</b>	<b>53</b>	<b>156</b>	<b>753</b>	<b>508</b>	<b>998</b>	<b>40</b>
	<b>MLB Totals (5 seasons)</b>		<b>.258</b>	<b>149</b>	<b>299</b>	<b>35</b>	<b>77</b>	<b>18</b>	<b>1</b>	<b>7</b>	<b>35</b>	<b>20</b>	<b>57</b>	<b>4</b>

## CURVE ALL-TIME MANAGERS LIST (10)

Manager	Years	Record	Win %	Manager	Years	Record	Win %
Marty Brown	1999-2000	137-145	.486	P.J. Forbes	2011-12	136-147	.481
Dale Sveum	2001-03	213-211	.502	Carlos Garcia	2013-14	124-160	.437
Tony Beasley	2004-05	161-122	.569	Tom Prince	2015	74-68	.521
Tim Leeper	2006-08	213-209	.505	Joey Cora	2016	76-64	.543
Matt Walbeck	2009-10	144-140	.507	Michael Ryan	2017-pres.	74-66	.529

**BRYAN HICKERSON** | PITCHING COACH

**BIRTHDAY:**  
OCTOBER 13, 1963

**AGE:**  
54 (TURNS 55 ON OCT. 13)

**BIRTHPLACE:**  
BEMIDJI, MINN.


**RESIDES:**  
WARSAW, IND.

**SEASONS IN ALTOONA:**  
SECOND SEASON

**COACHING EXPERIENCE:**  
FOURTH SEASON

**APPOINTED TO ALTOONA:**  
DECEMBER 23, 2016

**PLAYING EXPERIENCE:**  
FIVE SEASONS (MLB)



Bryan Hickerson, 54, returns to the Altoona staff for his second year in the Pittsburgh organization. He had spent the previous 18 years working in ministry, mostly in the context of professional baseball and the military.

A left-handed pitcher in his playing days, Hickerson attended the University of Minnesota, where he earned a bachelor's degree in sport and exercise science in 1987. He was drafted by the Minnesota Twins in the seventh round of the 1986 draft.


Hickerson was traded in June 1987 along with Jose Dominguez and Ray Velasquez to the Giants for Dave Blakley and Dan Gladden. He made his Major League debut with the Giants on July 25, 1991, striking out two of the three batters he faced.

Hickerson played with the Giants from 1991-1994, working in 153 games with 36 starts. He went 5-3 with a 3.09 ERA in 61 games in his first full big league season in 1992. He started 15 of his 47 outings in 1993, going 7-5 with a 4.26 ERA.

He was claimed off waivers by the Cubs in November 1994 and played 38 games for Chicago before being traded to Colorado, where he worked 18 games to finish the year. Overall, he spent five seasons in the Majors, going 21-21 with two saves and a 4.72 ERA.

After concluding his playing career, Hickerson served as a pitching coach in the Giants organization, first in Single-A Bakersfield in 1997, then with A-Adv. San Jose in 1998, where he worked with Joe Nathan and Ryan Vogelsong.

Hickerson lives in Warsaw, Ind. with his wife, Jo. He has four children: Emily (25), Joey (25), Claire (22) and Tommy (20).



**KEONI DE RENNE** | HITTING COACH

**BIRTHDAY:**  
APRIL 30, 1979

**AGE:**  
38 (TURNS 39 ON APR. 30)

**BIRTHPLACE:**  
HONOLULU, HAWAII

**RESIDES:**  
HONOLULU, HAWAII

**SEASONS IN ALTOONA:**  
FIRST SEASON

**COACHING EXPERIENCE:**  
SEVENTH SEASON

**APPOINTED TO ALTOONA:**  
JANUARY 16, 2018

**PLAYING EXPERIENCE:**  
11 SEASONS (MiLB)



Keoni De Renne, 38, joins as the Curve's hitting coach after spending the last two seasons in the same role with Bradenton. He was the hitting coach with the West Virginia Power for two seasons from 2014-15.

In 2013, De Renne managed the Pirates' affiliate in the Dominican Summer League to a 46-26 record.

A native of Honolulu, Hawaii, De Renne was drafted by the Atlanta Braves in the 12th round in 2000 out of the University of Arizona and played eight affiliated minor league seasons as an infielder with the Braves, New York Yankees, Arizona Diamondbacks and Boston Red Sox organizations and three years with the independent York Revolution. In affiliated baseball, De Renne played 699 games and hit .263 with 13 homers and 242 RBIs. He spent three seasons in the Eastern League, playing in 2003 with the Trenton Thunder (Yankees), 2006 with the Portland Sea Dogs (Red Sox) and 2010 with the Reading Phillies (Phillies).

De Renne lives in Honolulu. His great-grandfather, Wilbur Cooper, played for the Pirates from 1912-1924 and holds the franchise record for career wins as a pitcher with 202.



ORGANIZATION — 2018 CURVE

HISTORY \ RECORDS

EASTERN LEAGUE

PIRATES ORGANIZATION

GENERAL INFORMATION

**STEPHEN MORALES** | COACH**BIRTHDAY:**

MAY 4, 1978

**AGE:**

39 (TURNS 40 ON MAY 4)

**BIRTHPLACE:**

MAYAGUEZ, P.R.

**RESIDES:**

MAYAGUEZ, P.R.

**SEASONS IN ALTOONA:**

FIRST SEASON

**COACHING EXPERIENCE:**

SIXTH SEASON

**APPOINTED TO ALTOONA:**

JANUARY 16, 2018

**PLAYING EXPERIENCE:**

15 SEASONS (MiLB/IND)



Stephen Morales, 39, joins the Curve for his first season working as a coach in the Pirates organization. He spent the last five seasons as a coach with Indios de Mayagüez of the Liga de Béisbol Profesional Roberto Clemente (Roberto Clemente Professional Baseball League) in Puerto Rico, working mostly with catchers, including major leaguers Martin Maldonado, Roberto Perez, Christian Vasquez, Rafael Lopez and Rene Rivera. Morales also worked with youth players ages 14-17 in Puerto Rico through an MLB development program.

A native of Mayagüez, Puerto Rico, Morales was drafted in the 23rd round of the 1996 MLB Draft by the Florida Marlins and played 15 professional seasons with the Marlins, White Sox, Padres and independent teams.

**JUSTIN AHRENS** | TRAINER**BIRTHDAY:**

AUGUST 24, 1988

**AGE:**

29 (TURNS 30 ON AUG. 24)

**BIRTHPLACE:**

BELOIT, WISC.

**RESIDES:**

MILWAUKEE, WISC.

**SEASONS IN ALTOONA:**

SECOND SEASON

**COACHING EXPERIENCE:**

NINTH SEASON

**APPOINTED TO ALTOONA:**

DECEMBER 23, 2016



Justin Ahrens returns to the Curve for his second season in Altoona and his seventh with the Pittsburgh organization. He spent the previous two years with the Bradenton Marauders and was named the Florida State League's Athletic Trainer of the Year in 2016. From 2013-2014, he was the trainer with the Single-A West Virginia Power after working with the short-season State College Spikes in 2012. He has spent each of the last five seasons on the same staff as Curve manager Michael Ryan.

Prior to joining the Pirates organization, Ahrens worked with the Oakland Athletics in the Dominican Republic in 2011 as an assistant athletic trainer and as an intern with the Minnesota Twins in 2010.

Ahrens, 29, received a bachelor's degree in athletic training from Carroll University in Waukesha, Wisc. in 2011 and a master's degree in kinesiology from Fresno Pacific University in 2016. He is a native of Beloit, Wisc., and he makes his offseason home in Milwaukee.

**JOE SCHLESINGER** | STRENGTH & CONDITIONING COACH**BIRTHDAY:**

FEBRUARY 15, 1989

**AGE:**

28

**BIRTHPLACE:**

CLEVELAND, OHIO

**RESIDES:**

BROADVIEW HEIGHTS, OHIO

**SEASONS IN ALTOONA:**

SECOND SEASON

**COACHING EXPERIENCE:**

SIXTH SEASON

**APPOINTED TO ALTOONA:**

DECEMBER 23, 2016



Schlesinger returns to the Curve for his second season as the team's strength and conditioning coach and his fifth with the Pittsburgh organization. In 2016, he held the same position with the Single-A West Virginia Power after spending the previous year with the short-season West Virginia Black Bears. He began his tenure with the Pirates in 2014 with the short-season Jamestown Jammers.

Prior to joining the Pirates, Schlesinger served as a strength and conditioning graduate assistant at Duquesne University in Pittsburgh from 2012-2014, and also spent time working at the University of Southern California and University of Toledo.

Born in Cleveland, Schlesinger graduated from the University of Toledo with a degree in exercise science in 2011 and completed his master's of science in sports leadership at Duquesne in 2014. He is a Certified Strength and Conditioning Specialist.

**DARIO AGRAZAL** RIGHT-HANDED PITCHER**HEIGHT/WEIGHT:** 6-3/225**BIRTHPLACE:** Aguadulce, Panama**BORN:** December 28, 1994**ACQUIRED:** International Free Agent (2012)**BATS/THROWS:** Right/Right**RESIDES:** Aguadulce, Panama**AGE:** 23 (Turns 24 on December 28)**SCHOOL:** N/A**CAREER HIGHS****IP (START):** 8.0, 9/5/16 (WVP v. GVL)**IP (RELIEF):** 5.0, 8/12/13 (DSL PIR v. DSL CAR)**RUNS ALLOWED:** 8, 2x, last - 5/28/17 (BRD @ JUP)**WALKS:** 4, 7/16/13 (DSL PIR @ DSL CUB)**STRIKEOUTS:** 8, 5/18/17 (BRD @ DBT)**MOST HITS:** 12, 2x, last - 5/30/16 (WVP vs. LWD)**AWARDS & HONORS**

- 2013 Dominican Summer League All-Star
- 2015 New York-Penn League Mid-Season All-Star
- 2017 Florida State League Mid-Season All-Star

**PROSPECT RANKINGS**

- 2016 MLB.com No. 30 Pirates prospect
- 2018 Baseball America No. 30/MLB.com No. 30 Pirates prospect

**CAREER TRANSACTIONS:** Signed by the Pittsburgh Pirates as an international free agent on July 1, 2012...Added to the Pirates' 40-man roster on November 20, 2012

**CURVE CUTS:** Dario Abdiel Agrazal Espinosa...Engaged to Karol Chambers...Father, Dario, is a well-known coach and former pitcher in Panama...On roster for Panama in the World Baseball Classic qualifiers in 2016...Signed by Pirates scouts Rene Gayo and Jose Pineda

**2017:** Began season with A-Adv. Bradenton as the Marauders' Opening Day starting pitcher on 4/6 @ CHA (ND, 4.2 IP, 6 H, 4 R, 2 ER, 1 BB, 2 SO)...Made second career relief appearance on 5/13 v. PMB and retired all three batters he faced...Recorded career-high eight strikeouts on 5/18 @ DBT...Won four of first five decisions through 5/23...Selected as a Florida State League Mid-Season All-Star...Promoted to Double-A Altoona on 6/20...Made Double-A debut on 6/21 v. TRN, working four innings and allowing two runs on three hits with two walks and two strikeouts before being removed...Placed on the 7-day disabled list on 6/24 with a right pectoral strain and missed the rest of the season...Ranked by MLB.com as Pirates' No. 29 prospect following season

**2016:** Spent entire season with Single-A West Virginia Power...Picked up win and worked five scoreless innings in first full-season start on 4/10 @ GBO...Pitched six scoreless innings on 4/20 v. KAN...Lost each of his next three starts from 4/26-5/8...Set new career high with seven innings pitched in back-to-back starts from 5/14-5/19 (14 IP, 3 ER)...Went 3-3 with a 2.80 ERA in first nine starts through 5/25...Went 2-2 with a 7.00 ERA in five June starts...Pitched seven scoreless innings for first time in career on 7/14 v. AUG...Went 5-6 with a 3.45 ERA in 14 second-half starts...Set new career high with 8 IP on 9/5 (3 H, 0 R, 0 BB, 5 SO) in final regular-season start...Led SAL with 150.0 IP, 12 losses, 173 hits and 17 home runs...Second in SAL with 27 starts

**2015:** Spent entire season with short-season West Virginia Black Bears...Went 4-1 with a 2.43 ERA over first seven starts...Selected as a New York-Penn League Mid-Season All-Star...Picked up save with a scoreless inning in NYPL All-Star Game on 8/18 in Aberdeen for North Division...Set new career high with 7.0 IP on 8/7 v. SC (2 H, 1 R, 2 BB, 3 SO)...Picked up win in Game 1 of Division Series on 9/10 v. WIL (6.2 IP, 5 H, 1 R, 2 BB, 5 SO)...Started Game 2 of NYPL Championship Series on 9/15 @ SI and did not receive a decision in 3-1 Black Bears win to secure league title...Led team starters and ranked third in NYPL with a 2.72 ERA...Led

team in innings pitched...Charged with two earned runs or less in 12 of 14 starts...

**2014:** Spent entire season with GCL Pirates...Made stateside debut on 7/23 v. BLU (3.2 IP, 5 H, 4 R, 3 ER)...Set season high with six strikeouts on 7/10 vs. BLU...Led team with 34 strikeouts and 55.2 IP...Tied for GCL lead in games started and ranked fourth in innings pitched

**2013:** Spent entire season with DSL Pirates 2...Made professional debut on 6/3 v. DSL BAL (4.0 IP, 3 H, 0 R, 0 BB, 3 SO)...Did not allow a run in first two professional starts (9.0 IP) and in three of first four outings (2 ER/19.0 IP/0.95 ERA)...Recorded season-high seven strikeouts on 7/26 @ DSL BRA...Allowed one earned run over final three starts from 8/7-8/19 (15 IP, 12 H, 2 R, 1 ER, 3 BB, 5 SO)...Went 2-0 with a 1.93 ERA in August over three starts and one relief appearance...Led team with six wins...Named Dominican Summer League Mid-Season All-Star in first professional season



Agrazal made one start for the Curve in 2017 before landing on the disabled list for the rest of the season with a right pectoral strain

YR	CLUB	W-L	ERA	G	GS	CG	SHO	SV	IP	H	R	ER	HR	BB	SO
13	DSL Pirates 2 (F-Rk.)	6-0	2.40	13	12	0	0	0	60.0	57	21	16	2	17	32
14	GCL Pirates (Rk.)	3-4	4.20	12	12	0	0	0	55.2	65	30	26	3	5	34
15	West Virginia (A-)	6-5	2.72	14	14	0	0	0	76.0	71	27	23	3	11	45
16	West Virginia (A)	8-12	4.20	27	27	0	0	0	150.0	173	80	70	18	18	88
17	Bradenton (A+)	5-3	2.91	14	13	0	0	0	80.1	73	34	26	4	10	63
	Altoona (AA)	0-1	4.50	1	1	0	0	0	4.0	3	2	2	0	2	2
	2017 Totals (A+/AA)	5-4	2.99	15	14	0	0	0	84.1	76	36	28	4	12	65
	<b>MLB Totals (4 seasons)</b>	<b>28-25</b>	<b>3.44</b>	<b>81</b>	<b>79</b>	<b>0</b>	<b>0</b>	<b>0</b>	<b>426.0</b>	<b>442</b>	<b>194</b>	<b>163</b>	<b>30</b>	<b>63</b>	<b>264</b>

# STEPHEN ALEMAIS | INFILDER

**HEIGHT/WEIGHT:** 5-11/193  
**BIRTHPLACE:** New York, N.Y.  
**BORN:** April 12, 1995  
**ACQUIRED:** 3rd round (2016)

**BATS/THROWS:** Right/Right  
**RESIDES:** Clearwater, Fla.  
**AGE:** 22 (Turns 23 on April 12)  
**SCHOOL:** Tulane University



**CAREER HIGHS**  
**HITS:** 4, 2x, last – 8/14/17 (BRD vs. DBT)  
**RUNS:** 3, 7/23/16 (WVBB vs. CT)  
**HOME RUNS:** 2, 4/19/17 (WVP @ HIC)  
**RBI:** 5, 8/14/17 (BRD vs. DBT)  
**STOLEN BASES:** 2, 2x, last – 8/22/17 (BRD @ DBT)  
**HITTING STREAK:** 8 games, 6/22/16-7/13/16

  
**@StephenAlemais**

### PROSPECT RANKINGS

2017 *Baseball America* No. 29/MLB.com No. 19 Pirates prospect  
 2018 *Baseball America* No. 28/MLB.com No. 20 Pirates prospect

**CAREER TRANSACTIONS:** Selected in the third round (105th overall) of the 2016 MLB Draft by the Pittsburgh Pirates out of Tulane University...Signed on June 16, 2016

**CURVE CUTS:** Stephen Gavin Alemais...Of Dominican descent and learned Spanish as his first language...Played three seasons of high school baseball at All Hallows High School in the Bronx, N.Y. and completed prep career at Elev8 Sports Institute in Delray Beach, Fla....Suffered a torn labrum during junior season of high school in 2012...Owns All Hallows High School single-season record for most hits in a season...Three-year starter at point guard in basketball for All Hallows...Played collegiate baseball at Tulane University...Majored in physical therapy and athletic training...Two-time honoree by the American Athletic Conference (All-First Team in 2016; All-Second Team in 2015)...The first player in the history of Tulane's program to be drafted by the Pirates...Led the Green Wave in hits, batting average, and stolen bases in his sophomore and junior seasons...Hit .293 with 31 doubles, six triples, three home runs, 69 RBI and 57 stolen bases over 161 games in three seasons at Tulane...Made ESPN's SportsCenter No.1 play in 2016 for a diving double play at LSU on March 29...Played for the Bethesda Big Train of the Cal Ripken League in the summer of 2014...Played in eight Cape Cod League games for the Cotuit Kettleers in 2015...Was tabbed by *Baseball America* as the fourth-best Defensive Player from the 2016 First-Year Player Draft...Entering 2018 season, he has played 113 of 114 games in the field at shortstop

**2017:** Began season with Single-A West Virginia...Had eight extra-base hits in a nine game stretch between 4/11-4/23 that included four doubles, two triples and two home runs...Hit two home runs on 4/19 at Hickory for his first multi-home run game of his career...Played only pro game at second base on 5/16...Placed on the 7-day disabled list on 5/19 due to a torn thumb ligament that required surgery...Activated on 7/4 and reported to the GCL Pirates for an eight-game rehab assignment...Promoted to Bradenton on 7/20 in a corresponding move that brought Cole Tucker to Altoona and sent Kevin Newman to Indianapolis...Went 2-for-2 with a walk and RBI in his Florida State League debut on 7/20...Began his time with the Marauders on an 11-game on-base streak from 7/20-8/6 in addition to a six-game hitting streak...Had his first career four-hit game on 7/31 vs. Palm Beach with a perfect 4-for-4 day that included a walk, double and RBI...Led Bradenton's 13-6 win over Daytona on 8/14 going 4-for-4 with a career-best five RBIs...Hit .317 over final 30 games

**2016:** Made professional debut with short-season West Virginia Black Bears on 6/18 at Mahoning Valley...Went 0-for-4 at the plate...Collected his first two professional hits on 6/19 vs. Batavia...Hit his first professional home run on 8/10 at State College...Had a string of six consecutive multi-hit games between 8/9-8/18 and went a combined 14-for-27 (.518) at the plate over that period...Hit .304 over 14 August games...Promoted to Single-A West Virginia on 8/20 for final 11 games after injury to shortstop Alfredo Reyes



Alemais closed the 2017 season with a .310 batting average in his final 30 games with Bradenton

YR	CLUB	AVG	G	AB	R	H	TB	2B	3B	HR	RBI	BB	SO	SB	CS
16	West Virginia (A-)	.263	39	156	23	41	49	5	0	1	18	5	18	9	3
	West Virginia (A)	.189	11	37	2	7	10	1	1	0	2	2	11	1	3
	2016 Totals (A-/A+)	.249	50	193	25	48	59	6	1	1	20	7	29	10	6
17	GCL Pirates (Rk.)	.259	8	27	6	7	10	3	0	0	2	4	5	0	0
	West Virginia (A)	.223	29	121	14	27	46	6	2	3	12	5	32	5	3
	Bradenton (A+)	.317	30	101	10	32	41	6	0	1	20	14	14	5	2
	2017 Totals (Rk./A/A+)	.265	67	249	30	66	97	15	2	4	34	23	51	10	5
<b>MiLB Totals (2 seasons)</b>		<b>.258</b>	<b>117</b>	<b>442</b>	<b>55</b>	<b>114</b>	<b>156</b>	<b>21</b>	<b>3</b>	<b>5</b>	<b>54</b>	<b>30</b>	<b>80</b>	<b>20</b>	<b>11</b>

**A**  
 ORGANIZATION  
 2018 CURVE  
 HISTORY RECORDS  
 EASTERN LEAGUE  
 PIRATES ORGANIZATION  
 GENERAL INFORMATION

# JESS AMEDEE

RIGHT-HANDED PITCHER

**HEIGHT/WEIGHT:** 6-2/202  
**BIRTHPLACE:** Wellington, Colo.  
**BORN:** September 5, 1993  
**ACQUIRED:** 27th Round (2014)

**BATS/THROWS:** Right/Right  
**RESIDES:** Fort Collins, Colo.  
**AGE:** 24 (Turns 25 on September 5)  
**SCHOOL:** University of Texas-Arlington



### CAREER HIGHS

**IP (START):** N/A  
**IP (RELIEF):** 4.1, 8/17/14 (BRS vs. JC)  
**RUNS ALLOWED:** 6, 2x, last - 8/8/14 (BRS @ KNG)  
**WALKS:** 4, 3x, last - 7/5/17 (BRD @ PMB)  
**STRIKEOUTS:** 7, 7/31/16 (WVP vs. DEL)  
**MOST HITS ALLOWED:** 7, 2x, last - 6/7/16 (WVP vs. DEL)

**CAREER TRANSACTIONS:** Selected in the 27th round (821st overall) in the 2014 MLB Draft by the Pittsburgh Pirates out of the University of Texas-Arlington...Signed on June 12, 2014

**CURVE CUTS:** Jess Jacob Amedee...Attended Rocky Mountain High School in Fort Collins, Colo, where he was teammates with current Seattle Mariners pitcher Marco Gonzales...Pre-season Rawlings All-American selection as a senior in 2011...Named First-Team All-State and Front Range League MVP as a senior...Hit .344 in 24 games with 9 homers and 33 RBIs as a senior and went 7-3 with 82 strikeouts on the mound...Won four Colorado 5A state championships...Two-time First-Team All-Conference selection...Began collegiate career at Northern Colorado University in 2012...Transferred to Central Arizona Community College for sophomore season in 2013...Went 0-1 with a 3.51 ERA in six outings (three starts)...Played for the Derby Twins of the Jayhawk League and the Mankato Moondogs of the Northwoods League in the summer of 2013...First-Team All-Jayhawk League and Northwoods League All-Star selection...Transferred to the University of Texas-Arlington for junior season in 2014...Pitched 19 games (eight starts) and went 1-4 with a 6.52 ERA for the Mavericks...One of six UT Arlington Mavericks selected in the 2014 MLB Draft, a school record

**2017:** Spent season with A-Adv. Bradenton...Posted a 1.08 ERA over first five outings (8.1 IP)...Posted a 5.40 ERA in May

and a 5.59 ERA in June...Went 2-1 with a 1.69 ERA over six outings in July...Allowed one earned run over final nine outings (15.2 IP)...Went 2-2 with a 1.74 ERA in final 18 outings after the all-star break

**2016:** Began season in extended spring training...Assigned to Single-A West Virginia Power on 5/23...Set new career high with seven strikeouts over 2.2 scoreless IP on 7/31 v. DEL...Struck out five over 2.1 scoreless IP on 8/24 v. LEX...Went 1-0 with 0.73 ERA over eight appearances in August...Went 1-1 with a 2.45 ERA over 12 home outings

**2015:** Spent season with Rookie-level Bristol...Went 1-0 with a 2.00 ERA over first four outings from 6/24-7/10...Went 1-0 with a 1.74 ERA over eight August appearances...Recorded career-best 13.7 SO/9 IP for the season...Ranked third on team with 45 strikeouts

**2014:** Spent season with Rookie-level Bristol in Pirates' first season affiliated with team...Made professional debut on 6/21 @ PRN (1.1 IP, 1 H, 0 R, 0 BB, 2 SO)...Allowed six runs in third outing over 2.1 innings on 6/30 @ ELZ...Followed with four consecutive scoreless outings (5.2 IP)...Matched career high with six runs allowed on 8/8 @ KNG over 0.2 IP...Set career high with 4.1 IP on 8/17 v. JC (2 H, 1 R, 4 SO)...Second among Bristol relievers with 38 strikeouts...Recorded 12.5 SO/9 IP

YR	CLUB	W-L	ERA	G	GS	CG	SHO	SV	IP	H	R	ER	HR	BB	SO
14	Bristol (Rk.)	2-0	6.26	15	0	0	0	1	27.1	31	25	19	2	14	38
15	Bristol (Rk.)	2-0	3.64	18	0	0	0	2	29.2	30	16	12	1	13	45
16	West Virginia (A)	1-2	3.76	23	0	0	0	0	40.2	38	22	17	1	16	53
17	Bradenton (A+)	5-5	2.80	35	0	0	0	0	54.2	41	18	17	3	32	61
<b>MLB Totals (4 seasons)</b>		<b>10-7</b>	<b>3.84</b>	<b>91</b>	<b>0</b>	<b>0</b>	<b>0</b>	<b>3</b>	<b>152.1</b>	<b>140</b>	<b>81</b>	<b>65</b>	<b>7</b>	<b>75</b>	<b>197</b>

## EASTERN LEAGUE CHAMPIONS

1923	Williamsport Billies	1955	Allentown Cardinals	1987	Harrisburg Senators
1924	Williamsport Grays	1956	Schenectady Blue Jays	1988	Albany-Colonie Yankees
1925	York White Roses	1957	Reading Indians	1989	Albany-Colonie Yankees
1926	Scranton Miners	1958	Binghamton Triplets	1990	London Tigers
1927	Harrisburg Senators	1959	Springfield Giants	1991	Albany-Colonie Yankees
1928	Harrisburg Senators	1960	Williamsport Grays/Springfield Giants	1992	Binghamton Mets
1929	Binghamton Triplets	1961	Springfield Giants	1993	Harrisburg Senators
1930	Wilkes-Barre Barons	1962	Elmira Pioneers	1994	Binghamton Mets
1931	Harrisburg Senators	1963	Charleston Indians	1995	Reading Phillies
1932	Wilkes-Barre Barons	1964	Elmira Pioneers	1996	Harrisburg Senators
1933	Binghamton Triplets	1965	Pittsfield Red Sox	1997	Harrisburg Senators
1934	Williamsport Grays	1966	Elmira Pioneers	1998	Harrisburg Senators
1935	Binghamton Triplets	1967	Binghamton Triplets	1999	Harrisburg Senators
1936	Scranton Miners	1968	Reading Phillies	2000	New Haven Ravens
1937	Elmira Pioneers	1969	York Pirates	2001	New Britain Rock Cats/Reading Phillies
1938	Elmira Pioneers	1970	Waterbury Pirates	2002	Norwich Navigators
1939	Scranton Red Sox	1971	Elmira Royals	2003	Akron Aeros
1940	Binghamton Triplets	1972	West Haven Yankees	2004	New Hampshire Fisher Cats
1941	Elmira Pioneers	1973	Reading Phillies	2005	Akron Aeros
1942	Scranton Red Sox	1974	Theftord Mines Pirates	2006	Portland Sea Dogs
1943	Elmira Pioneers	1975	Bristol Red Sox	2007	Trenton Thunder
1944	Binghamton Triplets	1976	West Haven Yankees	2008	Trenton Thunder
1945	Albany Senators	1977	West Haven Yankees	2009	Akron Aeros
1946	Scranton Red Sox	1978	Bristol Red Sox	<b>2010</b>	<b>Altoona Curve</b>
1947	Utica Blue Sox	1979	West Haven Yankees	2011	New Hampshire Fisher Cats
1948	Scranton Red Sox	1980	Holyoke Millers	2012	Akron Aeros
1949	Binghamton Triplets	1981	Bristol Red Sox	2013	Trenton Thunder
1950	Wilkes-Barre Barons	1982	West Haven A's	2014	Binghamton Mets
1951	Scranton Red Sox	1983	New Britain Red Sox	2015	Bowie Baysox
1952	Binghamton Triplets	1984	Vermont Reds	2016	Akron RubberDucks
1953	Binghamton Triplets	1985	Vermont Reds	<b>2017</b>	<b>Altoona Curve</b>
1954	Albany Senators	1986	Vermont Reds		

# TANNER ANDERSON

RIGHT-HANDED PITCHER

**HEIGHT/WEIGHT:** 6-2/212  
**BIRTHPLACE:** Boynton Beach, Fla.  
**BORN:** May 27, 1993  
**ACQUIRED:** 20th round (2015)

**BATS/THROWS:** Right/Right  
**RESIDES:** Tampa, Fla.  
**AGE:** 24 (Turns 25 on May 27)  
**SCHOOL:** Harvard University

### CAREER HIGHS

**IP (START):** 8.0, 2x, last – 7/26/17 (ALT @ REA)  
**IP (RELIEF):** 5.0, 5/13/16 (WVP @ LWD)  
**RUNS ALLOWED:** 7, 6/27/16 (WVP vs. LEX)  
**WALKS:** 4, 2x, last – 8/8/17 (ALT vs. REA)  
**STRIKEOUTS:** 9, 7/26/17 (ALT @ REA)  
**MOST HITS ALLOWED:** 10, 6/6/17 (ALT @ HAR)



@tanneranderson



**CAREER TRANSACTIONS:** Selected by the Pittsburgh Pirates in the 20th round (607th overall) of the 2015 MLB Draft out of Harvard University...Signed on June 17, 2015

**CURVE CUTS:** Tanner Ackley Anderson...Attended Henry B. Plant High School in Tampa, Florida...High school teammates with Astros outfielder Preston Tucker and Orioles pitcher Mychal Givens (c/o 2009)...Plant High School also produced Hall of Fame baseball player Wade Boggs, Georgia and current NFL quarterback Aaron Murray and Astros prospect Kyle Tucker...Pitched in same league as Lance McCullers (Astros) and Jose Fernandez (Marlins)...Ranked as 169th-best prospect and 48th-best RHP in Florida by Perfect Game in 2011...Went 2-2 with a 3.97 ERA and 24.2 IP in senior high school season...Played four seasons in five years for Harvard Crimson as a pitcher and second baseman...Went 4-13 with a 5.41 ERA in collegiate career and hit .277 with one her and 30 RBIs...Went 0-4 with a 4.08 ERA and led team with four saves as a senior in 2015 while hitting .305 with 11 RBIs...Missed 2014 season with an injury...Posted a 3.21 ERA as a junior in 2013 and led team with three saves...Second-Team All-Ivy League selection at second base in 2012 sophomore season while hitting .261 with one homer and 17 RBIs...Threw a 10-inning, 138-pitch complete game against Brown on April 20, 2012 and earned Ivy League Pitcher of the Week honors...Named Ivy League Honor Roll after the 2011 freshman season...Originally majored in biochemical engineering at Harvard but switched to History of Science and earned his degree in 2015...Plays violin

**2017:** Spent entire season with Double-A Altoona...Began season in Altoona starting rotation...Made Double-A debut on 4/10 @ RIC and allowed one run over five innings in no-decision...Over first five starts from 4/10-5/3, posted a 2-1 record with a 1.98 ERA (6 ER/27.1 IP)...Picked up first Double-A win on 4/15 v. AKR after working 5.2 scoreless innings...Made first relief appearance of the year on 5/26 @ ERI inheriting a 3-1 lead, and allowed three runs in one inning and was hit with a loss and blown save...Posted a 7.15 ERA (18 ER/22.2 IP) over five outings (four starts) from 5/9-5/31...Returned to starting role on 5/31 v. AKR and picked up a loss after allowing four runs but set new career highs with 7.0 innings pitched and eight strikeouts...Charged with a loss in five straight appearances from 5/9-5/31...Won next four starts from 6/6-6/24, working at least six innings in each outing...Went four starts without issuing a walk from 6/6-6/24...Allowed season-worst six runs in four innings on 6/29 @ BOW, surrendering two homers...Matched season high with six runs allowed on 6/29 @ BOW...Worked career-best eight innings in a combined shutout on 7/4 v. BIN with a career-high 110 pitches...Picked up a decision in 12 consecutive appearances (11 starts) from 5/3-7/4, going 6-6...Pitched 14.2 consecutive scoreless innings from 6/29-7/9...Went 2-1 with a 2.43 ERA (10 ER/37.0 IP) in six appearances (five starts) in July...Moved into full-time relief role on 7/31 and posted a 1.25 ERA (3 ER/21.2) in final 10 regular-season outings...Pitched final two scoreless relief innings on 9/9 v. BOW in Game 3 of the Division Series as Curve capped sweep and advanced to ELCS...Picked up a save in Game 1 of the ELCS

on 9/12 @ TRN, allowing one hit with two strikeouts in 2.1 scoreless innings...Posted best ground ball rate (61.3%) in all of Double-A...Posted sixth-best FIP (3.12) in Eastern League...Tied for first on the team and fifth in the Eastern League with 10 wins, second on the team and sixth in the league with a 3.38 ERA, third on the team and 14th in the league with 133.1 innings pitched and third on the team and tied for 19th in the league with 97 strikeouts...First in Eastern League with 3.47 GB/FB ratio...Tied for first in Pirates' organization with 10 wins, tenth with 3.38 ERA and seventh with 133.1 IP

**2016:** Began season with Single-A West Virginia Power...Allowed just three earned runs in his first 24 IP to start the season, spanning eight outings...Made first career start on 6/13 against Lexington and pitched a career-high six innings, while tying a career-high with five strikeouts without giving up one run...Opponents hit .218 against him...Promoted to A-Adv. Bradenton on 6/30...Appeared in 17 games (two starts) for the Marauders... Made team debut against Jupiter on 6/30 and went 2.2 IP without allowing a hit or a run... Made first FSL start on 7/7 and picked up a loss after allowing four runs on seven hits in 3.1 IP...Best month was August, where he posted a 2.70 ERA in seven appearances, spanning 16.2 IP...Made three appearances in the FSL Postseason with a 1.35 ERA (1 ER/6.2 IP) and two saves...Pitched three scoreless, one-hit innings in Game 4 of the FSL Championship Series with five strikeouts to clinch league title...Pitched for the Surprise Saguaros in the Arizona Fall League and went 2-2 with a 3.76 ERA in seven games, all starts

**2015:** Signed on June 17...Began season with Rookie-level Bristol...Pitched two shutout innings in his professional debut on 6/25 @ Greeneville...Did not allow a run through his first career five innings...Picked up first career win on 7/16 vs. Bluefield, pitching three shutout innings...Promoted to short-season West Virginia on 8/26...Appeared in three games for the Black Bears, pitching two innings in each outing...Earned first NYPL win on 9/1 at Batavia on 9/1, spinning two scoreless innings



Anderson tied for the Curve lead with 10 wins in 2017

YR	CLUB	W-L	ERA	G	GS	CG	SHO	SV	IP	H	R	ER	HR	BB	SO
15	Bristol (Rk.)	4-0	2.38	12	0	0	0	3	22.2	21	6	6	0	2	19
	West Virginia (A-)	1-0	4.50	3	0	0	0	0	6.0	8	3	3	0	0	6
	2015 Totals (Rk./A-)	5-0	2.83	15	0	0	0	3	28.2	29	9	9	0	2	25
16	West Virginia (A)	2-2	3.42	19	1	0	0	0	47.1	37	19	18	0	13	33
	Bradenton (A+)	1-1	3.76	17	2	0	0	1	40.2	49	22	17	2	9	17
	2016 Totals (A/A+)	3-3	3.58	36	3	0	0	1	88.0	86	41	35	2	22	50
17	Altoona (AA)	10-8	3.38	30	19	0	0	0	133.1	134	54	50	6	33	97
<b>MilB Totals (3 seasons)</b>		<b>18-11</b>	<b>3.38</b>	<b>81</b>	<b>22</b>	<b>0</b>	<b>0</b>	<b>4</b>	<b>250.0</b>	<b>249</b>	<b>104</b>	<b>94</b>	<b>8</b>	<b>57</b>	<b>172</b>

ORGANIZATION  
 2018 CURVE  
 HISTORY RECORDS  
 EASTERN LEAGUE  
 PIRATES ORGANIZATION  
 GENERAL INFORMATION

# JOHN BORMANN

CATCHER

**HEIGHT/WEIGHT:** 6-1/212  
**BIRTHPLACE:** Danville, Va.  
**BORN:** April 4, 1993  
**ACQUIRED:** 24th round (2015)

**BATS/THROWS:** Right/Right  
**RESIDES:** Seguin, Texas  
**AGE:** 24 (Turns 25 on April 4)  
**SCHOOL:** University of Texas-San Antonio

**CAREER HIGHS**

**HITS:** 3, 4x, last - 7/8/17 (BRD vs. TAM)  
**RUNS:** 2, 4x, last - 8/12/16 (WVP vs. DEL)  
**HOME RUNS:** 1, 2x, last - 8/12/16 (WVP vs. DEL)  
**RBI:** 3, 2x, last - 8/12/16 (WVP vs. DEL)  
**STOLEN BASES:** N/A  
**HITTING STREAK:** 7 games (4/24/16-5/22/16)



@boknows\_15



**CAREER TRANSACTIONS:** Selected by the Los Angeles Angels in the 19th round (569th overall) of the 2014 MLB Draft out of the University of Texas-San Antonio but did not sign... Selected by the Pittsburgh Pirates in the 24th round (727th overall) of the 2015 MLB Draft out of the University of Texas-San Antonio... Signed on June 18, 2015... Contract purchased by the Pittsburgh Pirates on April 30, 2017... Outrighted to A-Adv. Bradenton on May 3, 2017

**CURVE CUTS:** John William Bormann... Attended Navarro (Texas) High School where he was a four-year catcher and pitcher... Named team MVP all four seasons... Won three straight district championships... First-Team All-District and district MVP as a junior in 2010... Hit .407 with 96 RBIs in high school career... Three-year starter in football at quarterback and free safety... National Honor Society president... Attended University of Texas-San Antonio as a walk-on and majored in business... Played 32 games (23 starts) as a freshman in 2012 while hitting .211 with four RBIs... Started all 60 games as a sophomore in 2013 and hit .286 with 29 RBIs as co-captain for the Roadrunners... Named WAC All-Tournament Team after hitting .471... Led nation entering NCAA Tournament with 14 pickoffs... Threw out 62 percent of base-stealing attempts and named to Johnny Bench Award Watch List... Hit .288 as a junior in 2014... Named to Johnny Bench Award Watch List for second time... Led Conference USA with 13 pick-offs... Named C-USA All-Academic Team... Awarded C-USA Commissioner's Academic Medal... Drafted by the Angels but returned for senior season... Played 58 games as a senior in 2015 and hit .273 with four homers and 33 RBIs... Finished career ranked sixth in UTSA history in games played (208), ninth in games

started (199), seventh in at-bats (731), tied for tenth in doubles (34) and second in put-outs (1,229)... Ranked by Baseball America as the 433rd best prospect in the 2015 MLB Draft... First UTSA baseball player to reach major leagues

**2017:** Began season with A-Adv. Bradenton... Played seven games before receiving an emergency call-up to the Pirates on 4/30 after Francisco Cervelli was unable to play... Made trip by car from Port Charlotte to Miami... Made major league debut on 4/30 in Miami as a pinch-hitter in the ninth inning for Josh Harrison, going 0-for-1 with a strikeout, and was outrighted back to A-Adv. Bradenton later in the week... Recorded first multi-hit game of season on 5/28 @ JUP... Assigned to Triple-A Indianapolis on 6/22... Made Triple-A debut on 6/24 @ LOU, going 2-for-3 with a run scored... Assigned to A-Adv. Bradenton on 6/27... Returned to Triple-A Indianapolis for one game on 8/20 @ SYR (0-for-1)... Played final three games with A-Adv. Bradenton, going 2-for-6 with three walks and an RBI... Threw out 32 percent of base-stealing attempts for Bradenton

**2016:** Spent season with Single-A West Virginia Power... Hit .327 over first 15 games in April and May... Posted a .200 average in final 31 games during second half... Threw out 27 percent of base-stealing attempts

**2015:** Spent season with Rookie-level Bristol... Made professional debut on 6/25 @ GRN and went 0-for-6 in 12-inning, 2-1 loss... Notched first three-hit game on 6/27 @ PUL with two doubles... Hit .277 in 15 road games

YR	CLUB	AVG	G	AB	R	H	TB	2B	3B	HR	RBI	BB	SO	SB	CS
15	Bristol (Rk.)	.235	25	98	10	23	28	5	0	0	11	3	12	0	1
16	West Virginia (A)	.243	52	177	22	43	60	9	1	2	20	11	20	0	0
17	Bradenton (A+)	.183	39	120	11	22	28	6	0	0	10	15	26	0	3
	Indianapolis (AAA)	.500	2	4	1	2	2	0	0	0	0	0	0	0	0
	2017 Totals (A+/AAA)	.194	41	124	12	24	30	6	0	0	10	15	26	0	3
	PIITTSBURGH (MLB)	.000	1	1	0	0	0	0	0	0	0	0	1	0	0
	MLB Totals (3 seasons)	.226	118	399	44	90	118	20	1	2	41	29	58	0	4
	MLB Totals (1 season)	.000	1	1	0	0	0	0	0	0	0	0	1	0	0

## MLB BEFORE ALTOONA

Listed below are the players who had previous major league experience prior to playing for the Altoona Curve (not including players assigned to Altoona on a major league rehab assignment).

PLAYER	ALT YRS	PREV. MLB	PLAYER	ALT YRS	PREV. MLB	PLAYER	ALT YRS	PREV. MLB
Steve Bieser, C	1999	NYM, PIT	Tom Evans, INF	2004-05	TOR, TEX	Craig Hansen, RHP	2010	BOS, PIT
Enrique Burgos, RHP	1999	KC, SF	Jose Bautista, 3B	2005	BAL, TB, KC, PIT	Brandon Jones, OF	2010	ATL
Matt Dunbar, LHP	1999	FLA	Howie Clark, OF	2005	BAL, TOR	Anthony Claggett, RHP	2010-11	NYJ
Todd Dunn, OF	1999	MIL	Hansel Izquierdo, RHP	2005	FLA	Chris Leroux, RHP	2011	FLA, PIT
Mel Rosario, C	1999	BAL	Justin Kaye, RHP	2005	SEA	Josh Rodriguez, INF	2011	PIT
John Wehner, INF	1999, 01	PIT, FLA	Rich Thompson, OF	2005-06	KC, TB	Brett Sinkbell, RHP	2011	FLA
Jimmy Anderson, LHP	2000	PIT	Travis Chapman, OF	2006	PHI	Logan Kensing, RHP	2012	FLA, WSH
Keith Williams, OF	2000	SF	Brandon Knight, RHP	2006	NYJ	Aaron Poreda, RHP	2012	CWS, SD
Mike Garcia, RHP	2001	PIT	Blaine Neal, RHP	2006	FLA, BOS, COL	Jorge Contreras, RHP	2013	NYM, CWS, COL, PIT
Scarborough Green, OF	2001	STL, TEX	Simon Pond	2006	TOR	Ali Solis, C	2013	SD
Shane Monahan, OF	2001	SEA	Nerio Rodriguez, RHP	2006	BAL, TOR, CLE, STL	Collin Balester, RHP	2015	WSH, DET
Chris Peterson, INF	2001	COL	Jorge Vasquez, RHP	2006	KC	Johnny Hellweg, RHP	2017	MIL
Jason Phillips, RHP	2001	PIT	Dave Parrish, C	2006-07	NYJ	Jackson Williams, C	2017	COL, SF
Jim Dougherty, RHP	2002	HOU, OAK, PIT	Peter Bergeron, OF	2007	MIL			
Brian Looney, LHP	2002	MTL, BOS	Dewon Brazzelton, RHP	2007	TB, SD			
Kevin Sefcik, INF	2002	PHI, COL	Russ Johnson, INF	2007	HOU, TB, NYY			
Ryan Vogelsong, RHP	2002	SF, PIT	Jose Paniagua, RHP	2007	MTL, SEA, DET, CWS			
Chan Perry, INF	2003	CLE, KC	Alay Soler, RHP	2007	NYM			
Kevin Nicholson, INF	2003-04	SD	Chris Truby, INF	2007	HOU, DET, MTL, TB			
Mike Crudale, RHP	2004	STL, MIL	Melvin Dorta, INF	2008	WSH			
Tomas de la Rosa	2004	MON	Dan Reichert, RHP	2008	KC, TOR			
Andrew Lorraine, LHP	2004	CAL, CWS, OAK, SEA, CHC	Miguel Perez, C	2008-09, 12-13	CIN			
Mike Moriarty, INF	2004	BAL	Pedro Lopez, INF	2009	CWS, CIN			
Scott Sheldon, INF	2004	OAK, TEX	Hector Gimenez, UTL	2009-10	HOU, LAD, CWS			
Blake Stein, RHP	2004	OAK, KC	Donnie Veal, LHP	2009	PIT			

# JAKE BRENTZ

LEFT-HANDED PITCHER

**HEIGHT/WEIGHT:** 6-2/199  
**BIRTHPLACE:** Ballwin, Mo.  
**BORN:** September 14, 1994  
**ACQUIRED:** 11th round (2013)

**BATS/THROWS:** Left/Left  
**RESIDES:** Ballwin, Mo.  
**AGE:** 23 (Turns 24 on September 14)  
**SCHOOL:** Parkway South (Mo.) HS

### CAREER HIGHS

**IP (START):** 6.0, 8/25/15 (EVR vs. SK)  
**IP (RELIEF):** 4.0, 5x, last – 8/13/15 (EVR @ EUG)  
**RUNS ALLOWED:** 6, 8/14/14 (GCL BLU vs. GCL YAN)  
**WALKS:** 7, 6/17/16 (EVR @ TRI)  
**STRIKEOUTS:** 9, 6/27/16 (EVR vs. BOI)  
**MOST HITS ALLOWED:** 7, 7/9/16 (BLD @ DAN)

  
**@JakeBrentz**



### AWARDS & HONORS

2017 Florida State League Mid-Season All-Star

### PROSPECT RANKINGS

2016 Baseball America No. 25/MLB.com No. 22 Mariners prospect

**CAREER TRANSACTIONS:** Selected in the 11th round (325th overall) of the 2013 MLB Draft by the Toronto Blue Jays out of Parkway South High School in St. Louis...Traded by the Toronto Blue Jays with Nick Wells and Rob Rasmussen to the Seattle Mariners for Mark Lowe on July 31, 2015...Traded by the Seattle Mariners with Pedro Vasquez to the Pittsburgh Pirates for Arquimedes Caminero on August 6, 2016 as a player to be named later (trade completed on September 1, 2016)

**CURVE CUTS:** Jacob Steven Brentz...Attended Parkway South (Mo.) High School...Played outfield for the Patriots as a junior in 2012 and hit .394 with 13 doubles, four home runs and 31 RBIs while pitching 4.1 innings with a 1-1 record and 11.31 ERA...Attended 2012 WWBA World Championships in Jupiter, Fla. as a pitcher...Did not play his senior season at Parkway South...Spent 2013 baseball season with Perfect Game Iowa Spring Wood Scout League...Committed to play collegiately at the University of Missouri over the University of Arkansas...Ranked by *Baseball America* as the 80th-best prospect and third-best prospect in Missouri heading into the 2013 MLB Draft...Drafted by the Blue Jays as a left fielder

**2017:** Began season with A-Adv. Bradenton...Made Pittsburgh organization debut on 4/8 v. CHA (1.0 IP, 1 H, 0 R, 3 SO)...Did not allow a run over first five outings (7.0 IP)...Posted 0.75 ERA over first nine appearances from 4/8-5/9...Named a 2017 Florida State League All-Star...Promoted to Double-A Altoona on 6/23...Made Double-A debut on 6/24 v. HFD and pitched 1.1 scoreless innings...Pitched three straight one-inning, scoreless outings on 7/2, 7/5 and 7/6...Issued four walks and recorded one out with four runs allowed on 7/9 @ AKR and was hit with loss after surrendering a three-run ninth-inning lead...Sent to A-Adv. Bradenton roster on 8/8...Activated on Altoona roster on 8/21...Pitched four straight scoreless outings from 7/24-8/22, totaling five innings...Charged with a blown save on 8/27 v. BOW after allowing one run on three walks and one hit in 0.2 innings...Posted a 1.04 ERA (1 ER/8.2 IP) over final seven outings from 7/24-9/3

**2016:** Began season in extended spring training...Assigned to Triple-A Tacoma on 6/11...Made Triple-A debut on 6/12 v. REN (1.0 IP, 0 H, 0 R, 0 BB, 1 SO)...Allowed four runs (three earned) in 0.2 IP on 6/14 @ SLC in second Triple-A outing...Assigned to short-season Everett on 6/15...Recorded career-high nine strikeouts on 6/27 v. BOI (4.2 IP, 4 H, 1 ER, 3 BB)...Pitched 5.0 scoreless innings in next start on 7/2 @ TRI...Promoted to Single-A Clinton on 8/6...Did not allow a run over first five Midwest League outings (7.1 IP)...Identified as player to be named later from Mariners to Pirates on 9/1

in 8/6 trade for Arquimedes Caminero

**2015:** Began season with rookie-level Bluefield as a member of the Blue Jays' starting rotation...Worked five scoreless innings in season debut on 6/24 v. ELZ (3 H, 0 BB, 4 SO)...Allowed two runs (one earned) over five innings in second outing on 6/29 @ BUR...Traded to Seattle Mariners on 7/31 with LHP Rob Rasmussen and LHP Nick Wells in deadline deal for RHP Mark Lowe...Assigned to short-season Everett on 7/31...Made Seattle organization debut on 8/7 vs. TRI...Worked 4.0 scoreless innings on 8/25 @ EUG first relief outing of the year...Set new career high with 6.0 scoreless innings pitched on 8/25 vs. SK (6.0 IP, 1 H, 0 R, 2 BB, 5 SO)...Allowed five runs over 3.0 IP in final two regular-season outings on 8/30 and 9/5

**2014:** Spent season with GCL Blue Jays...Allowed four earned runs in second straight season debut over 0.2 IP on 6/20 vs. PHL...Picked up first professional win on 7/5 @ AST...Posted 1.29 ERA in four July appearances...Set career high with five strikeouts in 4.0 scoreless IP on 8/8 v. PHL...Set new career high with six earned runs allowed in 3.0 IP on 8/14 while recording five strikeouts for second straight outing...Recorded five strikeouts for third time in four appearances on 8/26 v. PIR in last outing of season

**2013:** Spent season with GCL Blue Jays...Made professional debut on 7/30 v. YAN and allowed four earned runs on one hit and three walks without recording an out...Did not allow a run over next four outings (3.2 IP)...Matched then-career high with four runs allowed in 1.0 IP on 8/20 vs. TIG...Worked two one-inning scoreless outings to close season on 8/24 and 8/28



Brentz posted a 1.04 ERA in his final seven games in 2017

YR	CLUB	W-L	ERA	G	GS	CG	SHO	SV	IP	H	R	ER	HR	BB	SO
13	GCL Blue Jays (Rk.)	0-0	10.57	9	0	0	0	0	7.2	5	9	9	1	12	8
14	GCL Blue Jays (Rk.)	1-3	4.08	12	6	0	0	2	39.2	30	21	18	1	26	34
15	Bluefield (Rk.)	0-1	4.09	6	6	0	0	0	22.0	25	13	10	2	11	16
	Everett (A-)	1-1	3.86	5	4	0	0	1	14.0	9	7	6	0	8	14
	2015 Totals (Rk./A-)	1-2	4.00	11	10	0	0	1	36.0	34	20	16	2	19	30
16	Everett (A-)	1-1	5.08	10	7	0	0	0	33.2	34	22	19	3	28	35
	Clinton (A)	3-1	4.35	8	0	0	0	0	10.1	7	5	5	0	6	14
	Tacoma (AAA)	0-0	16.20	2	0	0	0	0	1.2	2	4	3	0	2	1
	2016 Totals (A-/A/AAA)	4-2	5.32	20	7	0	0	0	45.2	43	31	27	3	36	50
17	Bradenton (A+)	1-2	3.81	19	0	0	0	2	26.0	23	13	11	0	9	33
	Altoona (AA)	0-1	5.79	14	0	0	0	0	14.0	7	9	9	3	15	16
	2017 Totals (A+/AA)	1-3	4.50	33	0	0	0	2	40.0	30	22	20	3	24	49
<b>MiLB Totals (5 seasons)</b>		<b>7-10</b>	<b>4.79</b>	<b>85</b>	<b>23</b>	<b>0</b>	<b>0</b>	<b>5</b>	<b>169.0</b>	<b>142</b>	<b>103</b>	<b>90</b>	<b>10</b>	<b>117</b>	<b>171</b>

ORGANIZATION  
 2018 CURVE  
 HISTORY RECORDS  
 EASTERN LEAGUE  
 PIRATES ORGANIZATION  
 GENERAL INFORMATION

**J.T. BRUBAKER**

RIGHT-HANDED PITCHER

**HEIGHT/WEIGHT:** 6-3/185  
**BIRTHPLACE:** Springfield, Ohio  
**BORN:** November 17, 1993  
**ACQUIRED:** 6th round (2015)

**BATS/THROWS:** Right/Right  
**RESIDES:** New Carlisle, Ohio  
**AGE:** 24 (Turns 25 on November 17)  
**SCHOOL:** University of Akron

**CAREER HIGHS**

**IP (START):** 7.0, 5x, last - 8/20/17  
**IP (RELIEF):** 3.0, 5/21/17 (ALT vs. ERI)  
**RUNS ALLOWED:** 7, 6/25/17 (ALT vs. HFD)  
**WALKS:** 5, 8/25/17 (ALT vs. BOW)  
**STRIKEOUTS:** 11, 6/2/16 (WVP @ AUG)  
**HITS:** 9, 3x, last - 7/29/17 (ALT vs. TRN)



@ItsJTBrubaker

**AWARDS & HONORS**

New York-Penn League Pitcher of the Week (7/27/15)

**CAREER TRANSACTIONS...** Selected by the Pittsburgh Pirates in the fifth round (187th overall) of the 2015 MLB Draft out of the University of Akron...Signed on June 12, 2015

**CURVE CUTS...** Jonathan Trey Brubaker...Attended Tecumseh High School in New Carlisle, Ohio...Earned three varsity letters in baseball...Two-time first-team All-Central Buckeye Conference and All-Springfield News selection...Hit .333 as a senior and .386 as a junior with 42 career RBIs...Went 4-1 with a 0.76 ERA as a senior...Won nine games as a pitcher in his high school career with 90 strikeouts...Went 5-1 with a 2.03 ERA as a junior...Threw a no-hitter as a junior...Went 4-1 with a 0.76 ERA and 44 strikeouts as a senior...Attended University of Akron...Was recruited to the Zips by assistant Matt Ford, who now serves as a minor league coach in the Pittsburgh system...Majored in sports studies...Started 12 games for the Zips during his freshman season in 2013, including 11 as the Friday starter...Went 0-7 with a 7.25 ERA over 63.1 IP...Tossed 7.2 innings, allowing two runs and striking out three against No. 4 Louisville on 2/24/13...Made 13 starts as a sophomore in 2014...Posted a 3-5 record with a 4.02 ERA in 71.2 innings, which was the most on the team...Struck out a career-high six batters against Eastern Michigan on 3/22/14...Went 5-4 with a 3.63 ERA...Logged a career-high 89.1 IP, the most on the team and fifth-most in the MAC...The University of Akron dropped its baseball program following his junior season due to budget concerns...His father, Frank Brubaker, spent two seasons as a pitcher in the New York Yankees' farm system, playing for Oneonta (NYPL) and in the GCL in 1989 and with Fort Lauderdale (FSL) in 1990

4.44 ERA, second on team and tied for tenth in league with 24 starts, fourth on team and 17th in league with 129.2 IP, second on team and 11th in league with 150 hits allowed, first on team and 15th in league with 73 runs allowed, first on team and 15th in league with 64 earned runs allowed, second on team and tied for 10th in league with eight hit batters, second on team and 11th in league with 109 strikeouts...Ranked tied for fourth in Pirates' organization with 24 starts, tenth with 129.2 IP and tied for sixth with 109 strikeouts



Brubaker posted a 3.40 ERA over his final 16 games, including 14 starts, in 2017

**2017:** Spent entire season with Double-A Altoona...Made Double-A debut on 4/9 @ HAR and picked up a loss after allowing four runs in 5.1 innings, including a three-run homer to Andrew Stevenson in the sixth inning...Picked up first win of the season after working six innings and allowing four runs (two earned) on 4/14 v. AKR...Worked a season-high 6.2 innings and 103 pitches, combining with Sean Keselica and Montana DuRapau for the Curve's second shutout of the year on 5/2 v. RIC...Placed on the 7-day disabled list on 5/4 with a right index finger blister...Activated from the 7-day DL on 5/16...Made first relief appearance of professional career on 5/16 @ BIN and allowed two runs in two innings...Returned to starting role on 5/26 @ ERI and allowed one run over five innings...Pitched six scoreless, two-hit innings in a win on 6/7 @ HAR...Worked career-high seven scoreless, three-hit innings with 10 strikeouts on 6/13 v. POR, becoming the first Curve pitcher to record double-digit strikeouts since Tyler Glasnow in July 2015...Allowed seven runs, tying a career high on 6/25 v. HFD...Went 2-1 with a 6.43 ERA in June...Allowed at least four earned runs in four consecutive starts from 6/18-7/5...Stranded 10 base runners on 8/15 @ POR, including leaving the bases loaded twice, and held the Sea Dogs to one run to pick up his seventh win of the year...Matched career-high seven innings and allowed three runs in no-decision on 8/20 @ NHM...Picked up a loss on 8/25 v. BOW despite allowing one run over six innings with seven strikeouts and issued a career-high five walks...After posting a 5.17 ERA through his first 16 games (14 starts), went 3-2 with a 3.40 ERA (20 ER/53 IP) over last ten starts from 7/18-9/4...Started Game 2 of the ELCS on 9/13 @ TRN and picked up a win after allowing two runs (one earned) with six SO...Ranked fourth on team and 17th in Eastern League with

**2016...**Began season with Single-A West Virginia...Made his season debut on 4/7 against Greensboro, allowing just one run in five innings...Went 2-1 with a 2.67 ERA in five April starts...Struck out a career-best 11 batters on 6/2 against Augusta, earning the win after spinning six innings of one-run ball...Promoted to A-Adv. Bradenton on 6/8...Made 14 starts for the Marauders...Went 0-2 with a 6.46 ERA (11 ER/15.1 IP) in first three starts...Earned first win in his sixth start for Bradenton against Duneedin on 7/15, throwing a quality start by surrendering three earned runs in seven innings...Went 1-2 with a 3.94 ERA in Bradenton but went 1-4 with a 6.39 ERA in road games...Finished tied for fourth in the Pirates' system with 120 strikeouts

**2015...**Signed with Pirates on June 12...Spent season with short-season West Virginia...Made professional debut on 6/22 against Williamsport and was tagged with the loss after allowing five earned runs on six hits in 2.2 IP...Lost first three starts...Earned first professional win on 7/9 at Lowell after pitching 5.0 scoreless, one-hit innings...Posted a 6.04 ERA in his first five starts...Named New York-Penn League Pitcher of the Week on 7/27 after compiling two scoreless wins...Pitched 6.0 scoreless innings with one hit allowed in win on 7/25 vs. Staten Island...Did not allow a run over four starts (21.0 IP) from 7/20-8/5...Accumulated a 1.41 ERA in his final 10 starts, including going 1-1 with a 1.80 ERA in five August starts...Pitched six shutout innings against State College on 8/16, allowing just one hit and striking out four...Led New York-Penn League in starts (15) and WHIP (0.94), fourth in batting average against (.216) among starting pitchers and fifth in ERA (2.82)...Allowed fewest baserunners per nine innings pitched (8.84) among starters

YR	CLUB	W-L	ERA	G	GS	CG	SHO	SV	IP	H	R	ER	HR	BB	SO
15	West Virginia (A-)	6-4	2.82	15	15	0	0	0	73.1	57	26	23	3	12	49
16	West Virginia (A)	4-5	3.48	12	12	0	0	0	62.0	56	30	24	9	24	77
	Bradenton (A+)	2-6	5.32	14	14	1	0	0	67.2	77	43	40	6	22	43
	2016 Totals (A/A+)	6-11	4.44	26	26	1	0	0	129.2	133	73	64	15	46	120
17	Altoona (AA)	7-6	4.44	26	24	0	0	0	129.2	150	73	64	9	45	109
<b>MiLB Totals (3 seasons)</b>		<b>19-21</b>	<b>4.09</b>	<b>67</b>	<b>65</b>	<b>1</b>	<b>0</b>	<b>0</b>	<b>332.2</b>	<b>340</b>	<b>172</b>	<b>151</b>	<b>27</b>	<b>103</b>	<b>278</b>

# AUSTIN COLEY | RIGHT-HANDED PITCHER

**HEIGHT/WEIGHT:** 6-2/192  
**BIRTHPLACE:** Nashville, Tenn.  
**BORN:** July 14, 1992  
**ACQUIRED:** 8th round (2014)

**BATS/THROWS:** Right/Right  
**RESIDES:** Murfreesboro, Tenn.  
**AGE:** 25 (Turns 26 on July 14)  
**SCHOOL:** Belmont University

## CAREER HIGHS

**IP (START):** 8.0, 6/26/16 (BRD @ FTM)  
**IP (RELIEF):** 5.1, 6/4/17 (ALT @ BOW)  
**RUNS ALLOWED:** 7, 7/22/16 (BRD vs. DBT)  
**WALKS:** 6, 8/5/16 (BRD @ STL)  
**STRIKEOUTS:** 8, 5x, last - 8/29/17 (ALT @ RIC)  
**MOST HITS ALLOWED:** 10, 4x, last - 8/19/17 (ALT @ NH)



@AustinColey



## AWARDS & HONORS

Eastern League Pitcher of the Week (9/4/17)

**CAREER TRANSACTIONS:** Selected by the New York Mets in the 27th round (807th overall) in the 2013 MLB Draft out of Belmont University but did not sign...Selected by the Pittsburgh Pirates in the 8th round (251st overall) of the 2014 MLB Draft out of Belmont University...Signed on June 12, 2014

**CURVE CUTS:** Sterling Austin Coley...Attended Siegel High School in Murfreesboro, Tenn...Led Siegel to two straight Class AAA District 7 Championships in 2010 and 2011...Recorded an ERA of 2.44 with a 6-2 record in nine starts as a senior...Finished his senior season with five complete games and 71 strikeouts in 55.1 IP...Earned all-region and all-area honors...Was named District Pitcher of the Year...Attended Belmont University in Nashville...Made 26 appearances during his freshman season at Belmont, including one start...Went 2-0 with a 2.40 ERA and one save...Held opponents to a .220 batting average...Named to Atlantic Sun All-Freshman Team...Played for Grand Lake Mariners of the Great Lakes Collegiate League in summer of 2012 and went 2-1 with a 4.47 ERA over eight starts...Made 10 starts during his sophomore season in 2013...Went 6-0 with a 3.32 ERA and struck out 65 over 57 IP...During his junior and final season at Belmont in 2014, went 5-1 with a 2.72 ERA in 15 starts and 82.2 IP...Struck out over a batter per inning with and finished season with 85 strikeouts...Set school record with 13 strikeouts against Mercer on 2/28/14...Named Second-Team All-OVC...Ranked by Baseball America as the 15th-best draft prospect in Tennessee...Second-highest draft selection in Belmont history behind former Bruin closer Blake Owen (6th round to Baltimore in 2005)

hits and six runs allowed in his start on 6/10 v. RIC...Pitched 3.1 scoreless innings on 6/16 @ HFD before rain suspended the game, ending his outing...Pitched six innings and allowed two runs while matching a season-best six strikeouts in no-decision on 6/27 v. HFD...Matched season high with seven innings and allowed just one run in no-decision on 6/28 @ BOW...Pitched seven innings and allowed one run in a 4-1 win on 7/3 @ ERI, his first win as a starting pitcher in 2017, as the Curve snapped a season-worst seven-game losing streak...Went 1-0 with a 1.54 ERA (4 ER/23.1 IP) over four starts from 6/16-7/3...Picked up second straight win on 7/8 @ AKR (1) after Curve scored three runs in the top of the sixth...Matched a season high with seven innings pitched on 7/24 @ REA, holding Reading off the scoreboard and allowing two hits and one walk in a 2-0 shutout win...Also picked up first professional hit on 7/24 @ REA, a two-out single in the sixth inning to break up Tyler Viza's no-hit bid...Pitched seven innings and allowed two earned runs in no-decision on 7/30 v. TRN...Made next start against Thunder and lost after allowing three runs on ten hits in six innings on 8/4...Made third consecutive start against Trenton on 8/12 and lost after allowing four runs in 5.2 innings...Tied a season-high with ten hits allowed and surrendered five runs in 4.1 innings on 8/19 @ NHM...Worked seven scoreless innings and tied career high with eight strikeouts on 8/29 @ RIC as Curve clinched playoff berth...Worked seven scoreless innings in final regular-season start on 9/3 v. HAR...Closed regular season with 15.0 consecutive scoreless innings pitched...Named Eastern League Pitcher of the Week for 8/28-9/4 after making two seven-inning, scoreless starts...Started Game 3 of Western Division Series on 9/9 v. BOW and worked seven innings, allowing one run on six hits and one walk with three strikeouts to pick up win as Curve advanced to ELCS...Ranked tied for first on the team and tied for fifth in the Eastern League with 23 games started, second on the team and fifth in the league with 143.2 innings pitched, first on the team and eighth in the league with 114 strikeouts, first on the team and tied for fourth in the league with a 1.22 WHIP and first on the team and fourth in the league with a 2.07 BB/9 IP ratio...Ranked sixth in Pirates' organization with 3.01 ERA, tied for tenth with 23 starts, third with 143.2 IP and fifth with 114 strikeouts...Named 2017 Altoona Curve Co-Pitcher of the Year

**2016:** Spent season with A-Adv. Bradenton...Appeared in 26 games (25 starts) for the Marauders...Went 9-5 in the first half of the season with a 3.52 ERA in 14 starts...Went 5-1 with a 2.17 ERA in six May starts...Went 3-5 in the second half with a 6.03 ERA in 12 games (11 starts)...Tossed seven shutout innings on 5/18 against Brevard County, earning a win and allowing just three hits

**2015:** Spent season with Single-A West Virginia...Made 27 starts for the Power...Led the Pirates system and the South Atlantic League with 16 wins...Went 3-0 with a 1.80 ERA in three April starts...Pitched seven innings and allowed one run against Greenville on 8/3...Tied his career high with eight strikeouts in a win over Kannapolis on 5/6, pitching six innings and allowing just four hits

**2014:** Spent season with Short-Season Jamestown...Appeared in eight games (all starts) for the Jammers...Made professional debut on 6/17 against Williamsport, allowing six earned runs on four hits in just 1.2 IP...Went on DL after two starts with a shoulder strain...Returned to game action at the end of July...Posted a 3.21 ERA over final five starts of the season in August



Coley was the Curve's Co-Pitcher of the Year in 2017

**2017:** Spent entire season with Double-A Altoona...Began season in Altoona bullpen...Made season and Double-A debut on 4/8 @ HAR in a spot start, allowing one run in four innings...Started the Curve's first home game on 4/13 v. AKR and worked 5.1 innings, leaving with a 2-0 lead...Worked first bullpen outing on 4/18 v. ERI, working one scoreless inning...Pitched six innings in a no-decision on 4/22 @ AKR, with the game-tying run scoring on a two-out balk in the sixth...Earned first win of the season after pitching two scoreless innings on 5/4 @ AKR (G2)...Worked a streak of 12.1 scoreless innings from 4/28-5/17...On 5/17 @ BIN in 2nd inning, hit first two batters of the second on two pitches, then issued a four-pitch walk, leading to his only three runs allowed in a six-inning no-decision...Tossed a season-high seven innings and matched a season high with six strikeouts on 5/22 v. AKR in a no-decision with two runs allowed...Pitched 5.1 innings of relief and allowed one run on 6/4 @ BOW...Tied a season high with nine

YR	CLUB	W-L	ERA	G	GS	CG	SHO	SV	IP	H	R	ER	HR	BB	SO
14	Jamestown (A-)	0-2	5.23	8	8	0	0	0	20.2	28	12	12	3	9	18
15	West Virginia (A)	16-6	3.66	27	27	0	0	0	147.2	148	62	60	18	25	111
16	Bradenton (A+)	12-10	4.65	26	25	2	1	0	139.1	141	79	72	15	44	90
17	Altoona (AA)	6-4	3.01	29	23	0	0	0	143.2	144	49	48	10	31	114
<b>MiLB Totals (4 seasons)</b>		<b>34-22</b>	<b>3.83</b>	<b>90</b>	<b>83</b>	<b>2</b>	<b>1</b>	<b>0</b>	<b>451.1</b>	<b>461</b>	<b>202</b>	<b>192</b>	<b>46</b>	<b>109</b>	<b>333</b>

**A**  
 ORGANIZATION  
 2018 CURVE  
 HISTORY RECORDS  
 EASTERN LEAGUE  
 PIRATES ORGANIZATION  
 GENERAL INFORMATION

# WILL CRAIG

FIRST BASEMAN

**HEIGHT/WEIGHT:** 6-2/233  
**BIRTHPLACE:** Johnson City, Tenn.  
**BORN:** November 16, 1994  
**ACQUIRED:** 1st round (2016)

**BATS/THROWS:** Right/Right  
**RESIDES:** Johnson City, Tenn.  
**AGE:** 23 (Turns 24 on November 16)  
**SCHOOL:** Wake Forest University



### CAREER HIGHS

**HITS:** 3, 10x, last - 7/24/17 (BRD vs. CLR)  
**RUNS:** 4, 7/23/17 (BRD vs. CLR)  
**HOME RUNS:** 1, 8x, last - 7/23/17 (BRD vs. CLR)  
**RBI:** 5, 4/26/17 (BRD @ FTM)  
**STOLEN BASES:** 1, 3x, last - 4/22/17 (BRD vs. JUP)  
**HITTING STREAK:** 17 games (7/22/16-8/9/16)

### AWARDS & HONORS

2017 Florida State League Mid-Season All-Star

### PROSPECT RANKINGS

2017 Baseball America No. 9/MLB.com No. 8 Pirates prospect  
 2018 Baseball America No. 24/MLB.com No. 18 Pirates prospect

**CAREER TRANSACTIONS:** Selected by the Kansas City Royals in the 37th round (1104th overall) of the 2013 MLB Draft out of Science Hill (Tenn.) High School but did not sign...Selected by the Pittsburgh Pirates in the first round (22nd overall) of the 2016 MLB Draft out of Wake Forest University...Signed on June 15

**CURVE CUTS:** William Isaac Craig...Attended Science Hill High School in Johnson City, Tenn, where he was teammates with Tigers' pitcher Daniel Norris...Science Hill also supplied Heisman Trophy-winning Florida quarterback Steve Spurrier, who also went on to coach at Florida, South Carolina and the Washington Redskins...Selected in the 37th round of the 2013 MLB Draft by Kansas City but did not sign...Three-time All-Conference selection and Big 8 Conference Player of the Year in 2012...Also named the Super 22 Player of the Year and three-time Super 22 Team selection by the Johnson City Press...Played in the Area Code Games in Long Beach, Calif. in 2011 and 2012...Played for the East Cobb Yankees travel team as a teenager, where he was teammates with Braves shortstop Dansby Swanson...Primarily recruited as a pitcher...Received offers from Georgia Southern, Samford and Wake Forest...Attended Wake Forest University, the only school that presented him the opportunity to be a position player...Everyday third baseman as a freshman in 2014...Hit .280 with eight homers and 36 RBI as a freshman and posted a 4.05 ERA in seven pitching appearances...Picked up a win in his first collegiate pitching appearance against Marshall...In 2015 sophomore season led Wake Forest in batting average (.382), home runs (13), RBIs (58), runs scored (52), doubles (20), walks (41), on-base percentage (.496) and slugging (.702)...Named ACC Player of the Year...Started all 53 games...Recorded separate hitting streaks of 12 and 15 games in sophomore season...Went 6-for-6 on the season with the bases loaded, including one grand slam...Made 15 pitching appearances, including seven starts...Went 3-4 with a 6.09 ERA...Became the fourth Wake Forest baseball player to be named an All-American by five

different outlets...Spent the summer with the Chatham Anglers of the Cape Cod League...Selected as a consensus First-Team All-American during senior season...Started 55 games...Led Wake Forest with a .379 batting average, 16 homers and 66 RBIs...Ranked in the top 50 nationally in average, homers, RBIs and walks...Pitched out of the bullpen for junior season...Went 2-0 with a 3.54 ERA, 25 strikeouts and nine saves over 28.0 IP...First Wake Forest first-round pick and highest Wake Forest draft pick since 2008 (Allan Dykstra)...Selected as D1 Baseball National Player of the Year and First-Team All-ACC...Finished college career with 37 home runs, tenth-most in school history...Became first Wake Forest baseball player to be selected as a consensus All-American by all six outlets

**2017:** Spent season with A-Adv. Bradenton...Collected career-best five RBIs on 4/26 @ FTM...Went 3-for-5 with a home run, a double and three RBIs on 4/28 @ CHA...Hit .354 in 22 June games with two homers and 12 RBIs...Named a Florida State League Mid-Season All-Star...Hit .288 with five homers and 33 RBIs in 59 first-half games...Recorded three hits in back-to-back games on 7/23 and 7/24 v. CLR...Hit .279 with one homer and 16 RBIs over 29 July games...Hit .254 with one home run and 28 RBIs over 64 second-half games...Hit .349 against left-handed pitchers for the season

**2016:** Signed with the Pirates on 6/15...Spent season with short-season West Virginia Black Bears... Made professional debut on 6/17 against Mahoning Valley and went 1-for-4 with two strikeouts...Hit .159 through first 21 games up to 7/13...Hit .336 the rest of the season...Went 3-for-4 with two doubles and three RBI against Lowell on 7/26...Belted first professional home run on 7/17 against Williamsport...Hit .314 against left-handed pitchers and .264 against right-handed pitchers...Had more walks than strikeouts (41 to 37)...Played all of his games at third base

YR	CLUB	AVG	G	AB	R	H	TB	2B	3B	HR	RBI	BB	SO	SB	CS
16	West Virginia (A-)	.280	63	218	28	61	79	12	0	2	23	41	37	2	0
17	Bradenton (A+)	.271	123	458	59	124	170	26	1	6	61	62	106	1	3
<b>MLB Totals (2 seasons)</b>		<b>.274</b>	<b>186</b>	<b>676</b>	<b>87</b>	<b>185</b>	<b>249</b>	<b>38</b>	<b>1</b>	<b>8</b>	<b>84</b>	<b>103</b>	<b>143</b>	<b>3</b>	<b>3</b>

## FIRST-ROUND DRAFT PICKS

Every former first-round draft selection to play for the Curve is listed below (\* = played for Curve on MLB rehab assignment)

PLAYER/CURVE YEARS	DRAFT/OVERALL/TEAM	PLAYER/CURVE YEARS	DRAFT/OVERALL/TEAM
Terry Mulholland, LHP (2001)*	1984, 24th, SF	Craig Hanson, RHP (2010)	2005, 26th, BOS
Adam Hyzdu, OF (1999-00)	1990, 15th, SF	Tyler Herron, RHP (2009)	2005, 46th, STL
Todd Dunn, OF (1999)	1993, 35th, MIL	Brad Lincoln, RHP (2009)	2006, 4th, PIT
Russ Johnson, INF (2007)	1994, 30th, HOU	Travis Snider, OF (2013)*	2006, 14th, TOR
Kris Benson, RHP (2002)*	1996, 1st, PIT	Brett Sinkbeil, RHP (2011)	2006, 19th, FLA
Jason Grilli, RHP (2013)*	1997, 4th, SF	Bryan Morris, RHP (2010-11)	2006, 26th, LAD
Dan Reichert, P (2008)	1997, 7th, KC	Kris Johnson, LHP (2012)	2006, 40th, BOS
J.J. Davis, OF (2001-02)	1997, 8th, PIT	Daniel Moskos, RHP (2009-10)	2007, 4th, PIT
Kevin Nicholson, SS (2003-04)	1997, 27th, SD	Tim Alderson, RHP (2009-13)	2007, 22nd, SF
Kip Wells, RHP (2006)*	1998, 16th, CWS	Aaron Poreada, RHP (2012)	2007, 25th, CWS
Mike Nannini, RHP (2007)	1998, 37th, HOU	Jackson Williams, C (2017)	2007, 43rd, SF
Bobby Bradley, RHP (2004)	1999, 8th, PIT	Pedro Alvarez, 3B (2009)	2008, 2nd, PIT
Sean Burnett, LHP (2003)	2000, 19th, PIT	Jeremy Bleich, LHP (2015)	2008, 44th, NYY
Phillip Dumratrit, LHP (2009)*	2000, 22nd, BOS	Tony Sanchez, C	2009, 4th, PIT
Dave Parrish, C (2006-07)	2000, 28th, NYY	Vic Blum, RHP (2012)	2009, 49th, PIT
Dewon Brazelton, RHP (2007)	2001, 3rd, TB	Jameson Jaiillon, RHP (2012-13, 17*)	2010, 2nd, PIT
John VanBenschoten, RHP (2003, 06*)	2001, 8th, PIT	Gerrit Cole, RHP (2012)	2011, 1st, PIT
Bryan Bullington, RHP (2004)	2002, 1st, PIT	Barrett Barnes, OF (2015-16)	2012, 45th, PIT
Paul Maholm, LHP (2005)	2003, 8th, PIT	Austin Meadows, OF (2015-16)	2013, 9th, PIT
Adam Miller, RHP (2015)	2003, 31st, CLE	Reese McGuire, C (2016)	2013, 14th, PIT
Neil Walker, C/INF (2006-07, 13*)	2004, 11th, PIT	Cole Tucker, SS (2017)	2014, 24th, PIT
Andrew McCutchen, OF (2006-07)	2005, 11th, PIT	Connor Joe, C/IF/OF (2017)	2014, 39th, PIT
Aaron Thompson, LHP (2011)	2005, 22nd, FLA	Kevin Newman, SS (2016-17)	2015, 19th, PIT

# ONEIL CRUZ | INFILDER

**HEIGHT/WEIGHT:** 6-6/202  
**BIRTHPLACE:** Nizao, D.R.  
**BORN:** October 4, 1998  
**ACQUIRED:** Trade with LAD (2017)

**BATS/THROWS:** Right/Right  
**RESIDES:** Nizao, D.R.  
**AGE:** 19 (Turns 20 on October)



### CAREER HIGHS

**HITS:** 5, 7/20/17 (GL @ CR)  
**RUNS:** 3, 4x, last - 7/20/17 (GL @ CR)  
**HOME RUNS:** 1, 10x, last - 8/13/17 (WVP @ HAG)  
**RBI:** 3, 5x, last - 8/5/17 (WVP vs. DEL)  
**STOLEN BASES:** 2, 2x, last - 4/12/17 (GL @ LC)  
**HITTING STREAK:** 8 games (5/17-5/26/17)

### PROSPECT RANKINGS

2017 Baseball America No. 27 / MLB.com No. 23 Dodgers prospect  
 2018 Baseball America No. 22 / MLB.com No. 14 Pirates prospect

**CAREER TRANSACTIONS:** Signed by the Los Angeles Dodgers as an international free agent on July 2, 2015...Traded by the Los Angeles Dodgers with RHP Angel German to the Pittsburgh Pirates for LHP Tony Watson

**CURVE CUTS:** Oneil Cruz Urena...Should he reach the majors at shortstop, would be the tallest player at the position in MLB history, a title currently held by 6-foot-4 Hall of Fame inductee Cal Ripken Jr.... Played for Leones del Escogido of the Dominican Winter League in Santo Domingo in 2017-18 on a team that included former Curve players Starling Marte, Wily Garcia, Ronny Paulino and Rob Scahill, where he made one appearance and went 0-for-1 in his only at-bat...Rated by Baseball America as having the "Best Infield Arm" entering the 2018 season

**2017:** Began season with Single-A Great Lakes Loons of the Midwest League...Made stateside debut on 4/7 vs. LAN and went 0-for-4 with an RBI...Hit first professional home run on 4/8 @ LAN, a solo shot...Matched career high with four hits on 6/4 vs. BG (4-for-5, 2 R, RBI)...Set new career high with five hits on 6/20 @ CR (5-for-5, 3 R, 2B, HR, 3 RBI)...Traded to the Pittsburgh Pirates along with RHP Angel German for LHP Tony Watson on 7/31 in deadline deal...Assigned to Single-A West Virginia Power on 8/3...Made Pittsburgh organization debut on 8/5 vs. DEL and had three hits, including a homer, and three RBIs

**2016:** Spent entire season in the Dominican Summer League with the DSL Dodgers...Made professional debut on 6/4 vs. DSL DB and went 1-for-4...Registered first four-hit game of professional career on 6/11 vs. DSL GSI (4-for-4, 2 R, 2 2B, RBI, 2 SB)...Posted a .298 average with seven doubles, three triples and eight RBIs in 12 June games...Went 4-for-4 with a double, an RBI and a run scored on 8/15 v. DSL BAL...Hit .326 with eight doubles, two triples and 11 RBIs over final 28 games



Cruz was sent to the Pirates from the Dodgers in exchange for former Curve LHP Tony Watson in 2017

YR	CLUB	AVG	G	AB	R	H	TB	2B	3B	HR	RBI	BB	SO	SB	CS
16	DSL Dodgers (F-Rk.)	.294	55	187	28	55	83	18	5	0	23	22	44	11	5
17	Great Lakes (A)	.240	89	342	51	82	117	9	1	8	36	28	110	8	7
	West Virginia (A)	.218	16	55	9	12	22	2	1	2	8	8	22	0	0
	2017 Totals (A)	.237	105	397	60	94	139	11	2	10	44	36	132	8	7
	MiLB Totals (2 seasons)	.255	160	584	88	149	222	29	7	10	67	58	176	19	12

## TALLEST CURVE PLAYERS

All 16 players in Curve history listed at 6-foot-6 or taller have been right-handed pitchers.

John Holdkom, RHP (2014).....	6-9	Brandon Williams, RHP (2007).....	6-6
Johnny Hellweg, RHP (2017).....	6-9	Jameson Taillon, RHP (2012-13, '17).....	6-6
Kenn Kasperek, RHP (2013-14).....	6-8	Aaron Poreda, RHP (2012).....	6-6
Tyler Glasnow, RHP (2015-16).....	6-8	Jason Phillips, RHP (2001).....	6-6
Duke Welker, RHP (2011-12).....	6-7	Mike Loree, RHP (2011).....	6-6
Blake Stein, RHP (2004).....	6-7	Craig Hansen, RHP (2010).....	6-6
Tyler Sample, RHP (2014-15).....	6-7	Michael Crotta, RHP (2007, 2009-11).....	6-6
Jared Hughes, RHP (2008-11, '13).....	6-7	Tim Alderson, RHP (2009-13).....	6-6

### TALLEST POSITION PLAYERS BY PRIMARY POSITION

<b>C</b>	Jacob Stallings (2012, '15).....	6-5
<b>1B</b>	Brad Eldred (2004-05).....	6-5
<b>2B</b>	Shelby Ford (2008-11).....	6-3
<b>3B</b>	Neil Walker (2006-07, '13).....	6-3
<b>SS</b>	Cole Tucker (2017)/Jordy Mercer (2010-11).....	6-3
<b>LF/RF</b>	Todd Dunn (1999).....	6-5
<b>CF</b>	Gregory Polanco (2013).....	6-5

The shortest player in Curve history was infielder Andy Wilson, listed at 5-foot-6, who played seven games for the Curve in 2005. Alonso Beltran (1999), Wilson Guzman (2000) and Elicecr Navarro (2013) are the shortest Curve pitchers on record at 5-foot-9.

A  
 ORGANIZATION  
 2018 CURVE  
 HISTORY RECORDS  
 EASTERN LEAGUE  
 PIRATES ORGANIZATION  
 GENERAL INFORMATION

# ELVIS ESCOBAR | OUTFIELDER

**HEIGHT/WEIGHT:** 5-8/181  
**BIRTHPLACE:** La Guaira, Venezuela  
**BORN:** September 6, 1994  
**ACQUIRED:** International Free Agent (2011)

**BATS/THROWS:** Left/Left  
**RESIDES:** Barquisimeto, Venezuela  
**AGE:** 23 (Turns 24 on September 6)

## CAREER HIGHS

**HITS:** 5, 6/20/17 (ALT vs. TRN)  
**RUNS:** 3, 7x, last - 6/20/17 (ALT vs. TRN)  
**HOME RUNS:** 1, 20x, last - 7/19/17 (ALT vs. HAR)  
**RBI:** 4, 2x, last - 5/25/14 (WVP vs. LWD)  
**STOLEN BASES:** 2, 2x, last - 5/10/16 (BRD @ FTM)  
**HITTING STREAK:** 8 games (8/12/17-8/21/17)

  
 @elvisescobar16



## AWARDS & HONORS

2015 South Atlantic League Mid-Season All-Star  
 Florida State League Player of the Week (7/17/16)

## PROSPECT RANKINGS

2014 Baseball America No. 25 Pirates prospect

**CAREER TRANSACTIONS:** Signed as an International Free Agent by the Pittsburgh Pirates on July 2, 2011

**CURVE CUTS:** Elvis Jose Escobar Duran...One of the Pirates' top international free agent signings in 2011, along with outfielders Harold Ramirez...Played in the 2011 El Torneo Supremo all-star game...Played last four winters for Cardenales de Lara of the Venezuelan Winter League...His father, Jose Escobar, played 10 MLB games for the Cleveland Indians as an infielder in 1991...His brother, Edwin Escobar, has played in the majors with Boston and Arizona...His cousin (son of his father's brother), All-Star shortstop Alcides Escobar, plays for the Kansas City Royals and was the MVP of the 2015 ALCS...His cousin, Kelvim Escobar, played parts of 12 MLB seasons for the Blue Jays and Angels, appearing in 411 games...His cousin, Jose Vicente Campos, made his MLB debut with Arizona in 2016

**2017:** Spent entire season with Double-A Altoona...Went 3-for-4 with a walk and a stolen base on 4/11 @ RIC...Hit his first HR of the season on 6/13 v. POR...Recorded fourth straight multi-hit game on 6/14 v. POR...Hit .692 (9/13) with a homer and three RBIs over four games from 6/10-6/14...Posted a then-season-best five-game hitting streak from 6/10-6/16 (10 hits in five games)...Recorded 14th five-hit game in franchise history on 6/20 v. TRN, going 5-for-5 with two triples, a double and two RBI, tying franchise record for most hits in a single game...Hit .431 (25/58) over 19 games from 5/28-6/20 with two doubles, two triples and six RBIs...Clubbed game-tying solo homer, third of the season, on 7/19 v. HAR in 3-2 win...Delivered walk-off single on 8/12 (1) v. TRN in game one of a double-header in 3-2 win...Went 3-for-3 with two RBIs including walk-off single in the tenth inning on 8/13 v. TRN in 5-4 win, his second walk-off hit in two days...Went 3-for-4 with a double, posting back-to-back three-hit games in series-opening win on 8/15 @ POR...Combined a season-best eight-game hitting streak from 8/12 (1)-8/21 and hit .448 (13/29) during streak...Went 2-for-5 and drove in three runs in Game 2 win of ELDS on 9/8 @ BOW...Hit RBI single in 7th inning in Game 1 ELCS win on 9/12 @ TRN...Drove in two runs in Game 2 win of ELCS on 9/13 @ TRN...Only Curve player with multiple walk-off hits in 2017...Led Curve with 30 multi-hit games...Led team with 116 games played, which ranked tied for ninth in the Pirates' system...Tied for team lead with five triples...Tied for sixth in Pirates system with five triples

**2016:** Began season with A-Adv. Bradenton...Hit .272 in May with one homer and six RBIs...Named FSL Player of the Week for 7/11-7/17 after hitting .500 (11-for-22) over six games with two doubles, a triple, a home run, six RBIs, five runs scored, three walks and a stolen base...Hit .353 over 24 July games with one homer and 11 RBIs...Led Florida State League outfielders in double plays (five)...Assigned to Double-A Altoona on 8/2...Logged two hits in Double-A debut on 8/3 v. RIC...Scored both runs for Curve on 8/4 v. RIC, including game-winning run in the 10th on Edwin Espinal's walk-off sac fly...Scored three runs and stole first career Double-A base on 8/9 v. HAR, going 3-for-4...Hit first career Double-A extra base hit with a triple in third inning on 8/11 v. HAR to score Curve starter Alex McRae...Hit a triple in the third inning on 8/12 v. REA, setting a new franchise record with the team's 51st triple of the season...Had three hits on 8/12 v. REA...Went on a

six-game hitting streak from 8/6-8/12...Hit first Double-A home run on 8/20 @ NHM for Curve's only two runs in game...Recorded three hits and scored twice on 8/26 v. ERL...Hit leadoff home run vs. Joe Shaw on 9/1 v. BIN, the only first-inning lead-off homer of the season for the Curve...Went 0-for-5 with three strikeouts in only postseason start in Game 1 of the ELDS on 9/7 v. AKR

**2015:** Spent season with Single-A West Virginia...Appeared in 124 games, playing primarily left field...Had a pair of 4-for-6 contests, the first on 5/16 @ Hagerstown and the second on 8/7 @ Asheville...Hit .319 against RHPs with an .785 OPS and .235 against LHPs with a .594 OPS...Batted .291 in the first half and .300 in the second half...Hit .327 with 13 RBIs and seven doubles in August...Went 3-for-5 with three doubles and an RBI on 8/8 @ Asheville



Escobar combined to hit .269 in 145 games for the Curve in 2016 and 2017

**2014:** Began season in Single-A West Virginia...Saw increased playing time early in season with a number of outfielder injuries on the team...Played 31 games in right field and 20 in center field...Tallied eight RBIs over a two-game stretch on 5/23 and 5/25 against Lakewood, which remains his career-high...Hit .177 in June and July...Assigned to short-season Jamestown on 7/12, where he appeared in 38 more games for the Jammers...Made 37 starts in center field...Hit .280 over 14 games in July with the Jammers...Batted .163 over final 12 games of the year

**2013:** Spent season in short-season Jamestown...Hit .306 in June before dipping to .211 in July and then .289 in August...Hit .309 after the All-Star Break compared to .243 Pre All-Star Break...Had season-high three hits (3-for-4) with one RBI on 6/17 @ Mahoning Valley...Played all three outfield positions...Registered a season-high three RBIs on 6/25 @ State College

**2012:** Spent season as 17-year-old with GCL Pirates...Appeared in 54 games...Made all but one appearance in center field...Went 2-for-3 with a double and two RBIs in his professional debut on 6/18 vs. GCL Blue Jays...Hit first career home run on 7/23 vs. GCL Blue Jays, and also notched a season high three RBIs...Hit .324 with one home run, seven RBIs, two doubles and two triples in August

YR	CLUB	AVG	G	AB	R	H	TB	2B	3B	HR	RBI	BB	SO	SB	CS
12	GCL Pirates (Rk.)	.274	54	190	29	52	71	5	4	2	18	18	46	6	5
13	Jamestown (A-)	.268	56	183	25	49	64	8	2	1	23	9	47	9	4
14	West Virginia (A)	.210	55	200	18	42	63	11	2	2	29	7	55	3	2
	Jamestown (A-)	.274	38	146	18	40	51	6	1	1	9	10	28	6	3
	2014 Totals (A/A-)	.237	93	346	36	82	114	17	3	3	38	17	83	9	5
15	West Virginia (A)	.296	124	477	60	141	194	28	5	5	64	22	79	15	21
16	Bradenton (A+)	.272	92	323	47	88	126	18	4	4	32	19	62	7	6
	Altoona (AA)	.241	29	112	21	27	39	2	2	2	7	10	26	2	2
	2016 Totals (A+/AA)	.264	121	435	68	115	165	20	6	6	39	29	88	9	8
17	Altoona (AA)	.277	116	383	42	106	137	12	5	3	32	25	69	5	7
	MiLB Totals (6 seasons)	.271	564	2014	260	545	745	90	25	20	214	120	412	53	50

# LUIS ESCOBAR RIGHT-HANDED PITCHER

**HEIGHT/WEIGHT:** 6-2/210  
**BIRTHPLACE:** Cartagena, Colombia  
**BORN:** May 30, 1996  
**ACQUIRED:** International Free Agent (2013)

**BATS/THROWS:** Right/Right  
**RESIDES:** Cartagena, Colombia  
**AGE:** 21 (Turns 22 on May 30)



### CAREER HIGHS

**IP (START):** 7.0, 2x, last – 8/27/17 (WVP vs. HAG)  
**IP (RELIEF):** 5.0, 8/3/16 (WVBB vs. MV)  
**RUNS ALLOWED:** 10, 6/6/14 (DSL PIR @ DSL RNG)  
**WALKS:** 7, 5/6/17 (WVP vs. LEX)  
**STRIKEOUTS:** 12, 4/9/17 (WVP vs. ROM)  
**MOST HITS ALLOWED:** 8, 4/19/17 (WVP @ HIC)

### AWARDS & HONORS

2017 MLB All-Star Futures Game selection  
 2017 Baseball America Low Class A All-Star

### PROSPECT RANKINGS

2016 MLB.com No. 21 Pirates prospect  
 2017 Baseball America No. 28/MLB.com No. 15 Pirates prospect  
 2018 Baseball America No. 7/MLB.com No. 12 prospect

**CAREER TRANSACTIONS:** Signed by the Pittsburgh Pirates as an international free agent on July 8, 2013...Contract selected by the Pittsburgh Pirates on November 20, 2017

**CURVE CUTS:** Luis Alberto Escobar Hernandez...Has one son, Tyler Andres (1)...Member of Team Colombia in 2017 World Baseball Classic but did not make an appearance...Signed by Pirates scouts Rene Gayo and Orlando Covo...Primarily played as a third baseman prior to signing

**2017:** Spent entire season with Single-A West Virginia Power...Recorded career-best 12 strikeouts in South Atlantic League debut on 4/9 v. ROM (5.0 IP, 1 H, 1 ER, 1 BB)...Struck out 11 in second start on 4/14 @ LEX (6 IP, 5 H, 1 ER, 0 BB)...Struck out nine in third and fourth starts on 4/19 @ HIC and 4/25 v. CSC...Combined for 41 strikeouts in 22.1 IP over first four starts...Went 3-1 with a 3.29 ERA (10 ER/27.1 IP) in first five outings through April...Made only relief outing of season (fourth of career) on 5/26 v. HAG and pitched one scoreless inning...Member of the World Team in the MLB All-Star Futures Game in Miami on 7/9...Posted 1.32 ERA (4 ER/27.1 IP) over five starts in July...Pitched a complete-game shutout in final outing on 9/2 @ DEL after game was called due to rain (5.0 IP, 1 H, 2 BB, 8 SO)...Led South Atlantic League and Pirates minor league system with 168 strikeouts...Recorded eight or more strikeouts in 10 of 25 starts...Selected as a Baseball America Low-Class-A All-Star after season

**2016:** Spent entire season with short-season West Virginia Black Bears...Pitched four scoreless innings in season debut on 6/21 v. BAT...Made first professional relief appearance on 7/6 @ ABD and picked up the win with 4.2 scoreless IP...Charged with two earned runs or less in 12 of 15 outings...Posted a 2.01 ERA (11 ER/49.1 IP) over 10 games from 7/6-8/24...Won three of last four decisions...Allowed season-high six runs in loss on 8/29 v. BAT...Went 4-4 with a 3.27 ERA (20 ER/55.0 IP) in 12 starts and 2-1 with a 1.42 ERA (2 ER/12.2 IP) in three relief outings...Tied for NYPL lead with eight hit batters

**2015:** Began season with GCL Pirates...Made stateside debut on 6/22 @ BLU (0.2 IP, 2 H, 3 ER, 1 BB, 0 SO)...Worked back-to-back five-inning scoreless, one-hit outings on 6/27 v. AST and 7/3 v. BRA...Picked up first win of season on 7/3 v. BRA...Worked third five-inning scoreless outing of season on 7/29 @ AST...Ranked tied for second in GCL in starts...Promoted to short-season West Virginia on 9/1 for final two regular-season starts

**2014:** Spent first professional season with the DSL Pirates...Lost his first three decisions...Picked up first professional win on 7/17 v. DSL Rangers (5.0 IP, 4 H, 0 R, 2 BB, 4 SO)...Posted a 0.95 ERA (2 ER/19.0 IP) and a .133 BAA over four games from 7/5-7/23

YR	CLUB	W-L	ERA	G	GS	CG	SHO	SV	IP	H	R	ER	HR	BB	SO
14	DSL Pirates (F-Rk.)	2-4	4.75	13	13	0	0	0	55.0	50	38	29	2	31	34
15	GCL Pirates (Rk.)	2-1	3.54	11	11	0	0	0	40.2	29	17	16	1	13	37
	West Virginia (A-)	0-0	5.68	2	2	0	0	0	6.1	7	5	4	0	4	5
	2015 Totals (Rk./A-)	2-1	3.83	13	13	0	0	0	47.0	36	22	20	1	17	42
16	West Virginia (A-)	6-5	2.93	15	12	0	0	0	67.2	50	25	22	4	28	61
17	West Virginia (A)	10-7	3.83	26	25	1	1	0	131.2	97	60	56	9	60	168
	<b>MLB Totals (4 seasons)</b>	<b>20-17</b>	<b>3.79</b>	<b>67</b>	<b>63</b>	<b>1</b>	<b>1</b>	<b>0</b>	<b>301.1</b>	<b>233</b>	<b>145</b>	<b>127</b>	<b>16</b>	<b>136</b>	<b>305</b>

## CURVE AROUND THE GLOBE

### ALL-TIME CURVE PLAYERS BY BIRTH STATE

California.....77	Oklahoma.....8	Hawaii, Maryland.....2
Texas.....45	Kentucky, Louisiana.....7	Rhode Island, West Virginia, D.C.....2
Florida.....39	Massachusetts, Mississippi.....7	Alaska, Arkansas, Idaho.....1
Pennsylvania.....21	Missouri.....7	Minnesota, Nebraska.....1
New York, Ohio.....19	Michigan, Virginia.....6	New Hampshire, Oregon.....1
Georgia.....15	Arizona, Colorado.....5	South Dakota, Vermont, Wyoming.....1
Illinois.....13	Indiana, Wisconsin.....5	Maine, Montana.....0
New Jersey, Washington.....12	Connecticut, Iowa.....4	New Mexico, North Dakota.....0
North Carolina.....10	Delaware, Kansas, Nevada.....3	
Alabama, Tennessee.....9	South Carolina, Utah.....3	

### ALL-TIME CURVE PLAYERS BY BIRTH COUNTRY

United States.....418	Australia.....5	Belgium.....1
Dominican Republic.....52	Cuba.....5	Saudi Arabia.....1
Venezuela.....33	Panama.....4	Honduras.....1
Puerto Rico.....12	Colombia.....4	South Africa.....1
Mexico.....10	Taiwan.....3	Lithuania.....1
Canada.....8	Curacao.....2	

**A**  
 ORGANIZATION  
 2018 CURVE  
 HISTORY RECORDS  
 EASTERN LEAGUE  
 PIRATES ORGANIZATION  
 GENERAL INFORMATION

# YEUDY GARCIA | RIGHT-HANDED PITCHER

**HEIGHT/WEIGHT:** 6-2/220  
**BIRTHPLACE:** Sabana Yegua, Azua, D.R.  
**BORN:** October 6, 1992  
**ACQUIRED:** International Free Agent (2013)

**BATS/THROWS:** Right/Right  
**RESIDES:** Pueblo Viejo, Azua, D.R.  
**AGE:** 25 (Turns 26 on October 6)



**CAREER HIGHS**  
**IP (START):** 7.0, 6/26/16 (BRD @ CHA)  
**IP (RELIEF):** 5.0, 7/20/15 (WVP vs. LEX)  
**RUNS ALLOWED:** 6, 2x, last - 6/8/17 (ALT @ HAR)  
**WALKS:** 6, 6/8/17 (ALT @ HAR)  
**STRIKEOUTS:** 10, 8/27/16 (WVP @ AUG)  
**MOST HITS ALLOWED:** 9, 2x, last - 4/10/16 (BRD vs. FTM)

  
**@garciayedy781**

**AWARDS & HONORS**

- 2014 Dominican Summer League Mid-Season All-Star
- 2015 South Atlantic League Mid-Season All-Star
- MilB.com South Atlantic League Player of the Month (7/15)
- 2015 South Atlantic League Most Outstanding Pitcher & RHP
- 2015 South Atlantic League Post-Season All-Star
- 2015 Pittsburgh Pirates Minor League Pitcher of the Year
- Florida State League Pitcher of the Week (5/29/16)

**PROSPECT RATINGS**

- 2015 MLB.com No. 19 Pirates prospect
- 2016 Baseball America No. 16/MLB.com No. 18 Pirates prospect
- 2017 Baseball America No. 16/MLB.com No. 14 Pirates prospect
- 2018 Baseball America No. 26 prospect

**CAREER TRANSACTIONS:** Signed by the Pittsburgh Pirates as an international free agent on October 12, 2013

**CURVE CUTS:** Yeudy Bamba Garcia Beltre...Attended college in the Dominican Republic before signing in 2013 at age 20... Signed by Pirates scouts Rene Gayo and Juan Mercado

**2017:** Began season with Double-A Altoona as a starter...Recorded nine strikeouts on 4/23 @ AKR in 3.2 IP but allowed five runs in the fourth inning...Went 2-5 with a 6.50 ERA in 11 starts... Placed on 7-day disabled list on 6/20 (right oblique strain)... Returned to Curve on 7/4...Picked up first Double-A save on 7/8 @ AKR (1) in 6-5 win...Pitched 2.1 scoreless innings on 7/15 v. BOW, his longest relief outing of the season...Picked up first win in relief with a scoreless inning on 7/19 v. HAR... Charged with a loss after allowing walk-off single on 7/21 @ BOW...Earned second save with a 1-2-3 9th inning on 7/25 @ REA...Allowed two runs in 1.2 innings and allowed home run in loss on 8/27 v. BOW...Earned a two-inning save in clinching game on 8/29 @ RIC...Posted a 2.96 ERA (8 ER/24.1 IP) and added three saves over 15 outings after moving to the bullpen full time in early July...Pitched a scoreless inning on 9/8 @ BOW in ELDS Game 2...Earned a save in ELCS Game 2, throwing a scoreless ninth inning on 9/13 @ TRN...Ranked as Pirates No. 19 prospect by MLB.com following season

**2016:** Ranked second in the Florida State League in strikeouts (127), fifth in ERA (2.76), tied for first in games started (25), fifth in batting average against (.250) among starters and first in K/9.0 IP (8.83)...Ranked third amongst Pirates minor leaguers in strikeouts (127)...Went 0-2 with a 5.40 ERA in four April starts...Went 1-2 with a 1.55 ERA (5 ER/29 IP) in six outings (five starts) in May...Named FSL Pitcher of the Week for 5/23-5/29...Worked seven innings without allowing an earned run on 6/25 against Charlotte, striking out nine

**2015:** Named Pittsburgh Pirates Minor League Pitcher of the Year...Spent season in Single-A West Virginia...Appeared in 30 games (21 starts)...First eight appearances were in relief... Made first start on 5/14 against Hagerstown, picking up a win and tossing five shutout innings...Went 3-1 with a 1.01 ERA in May, allowing just three runs in 26.2 IP...Named SAL Pitcher of the Month for July, going 6-0 with a 0.90 ERA (3 ER/30 IP)...Right-handed hitters batted just .188 against him with a .497 OPS...Struck out a career-high 10 batters on 8/7 against Augusta in 5.2 IP...Led the South Atlantic League in

ERA...Opponents hit .204 against him...Baseball America ranked him as the league's ninth-best prospect...Ranked second among Pirates minor league pitchers in ERA (2.10) and third in strikeouts (112)...Finished tied for second in SAL in wins (12), second in batting average against (.204), third in WHIP (1.07) and fifth in strikeouts...Went 11-3 with a 2.04 ERA (22 ER/97 IP) in 21 starts...Went 8-0 with a 1.71 ERA (11 ER/68.1 IP) in 14 outings (13 starts) after all-star break

**2014:** Spent season with DSL Pirates...Made professional debut on 6/3 against the DSL Braves, going five innings and allowing five runs (three earned) on nine hits...Picked up first career win in his second start on 6/9 against the DSL Tigers, pitching five scoreless innings while allowing two hits



Garcia posted a 2.96 ERA in 15 outings after moving out of the starting rotation and into the bullpen full-time in early-July of 2017

YR	CLUB	W-L	ERA	G	GS	CG	SHO	SV	IP	H	R	ER	HR	BB	SO
14	DSL Pirates (F-Rk.)	4-3	2.41	13	13	0	0	0	59.2	50	23	16	0	20	47
15	West Virginia (A)	12-5	2.10	30	21	0	0	1	124.1	92	36	29	4	41	112
16	Bradenton (A+)	6-8	2.76	26	25	1	0	1	127.1	122	53	39	7	54	127
17	GCL Pirates (Rk.)	1-0	0.00	2	0	0	0	0	3.0	1	1	0	0	2	4
	Altoona (AA)	4-7	5.25	29	11	0	0	5	72.0	76	48	42	8	46	67
	2017 Totals (Rk./AA)	5-7	5.04	31	11	0	0	5	75.0	77	49	42	8	48	71
<b>MLB Totals (4 seasons)</b>		<b>27-23</b>	<b>2.94</b>	<b>100</b>	<b>70</b>	<b>1</b>	<b>0</b>	<b>7</b>	<b>386.1</b>	<b>341</b>	<b>161</b>	<b>126</b>	<b>19</b>	<b>163</b>	<b>357</b>

# JORDAN GEORGE

FIRST BASEMAN/OUTFIELDER

**HEIGHT/WEIGHT:** 6-1/199  
**BIRTHPLACE:** Blytheville, Ark.  
**BORN:** July 16, 1992  
**ACQUIRED:** 35th round (2015)

**BATS/THROWS:** Switch/Right  
**RESIDES:** Paragould, Ark.  
**AGE:** 25 (Turns 26 on July 16)  
**SCHOOL:** Arkansas State University

## CAREER HIGHS

**HITS:** 4, 8/28/15 (BRS vs. PUL)  
**RUNS:** 3, 4/6/17 (BRD @ CHA)  
**HOME RUNS:** 1, 12x, last - 7/29/17 (ALT vs. TRN)  
**RBI:** 4, 5x, last - 7/29/17 (ALT vs. TRN)  
**STOLEN BASES:** 1, 8x, last - 8/1/17 (ALT vs. ERI)  
**HITTING STREAK:** 19 games (7/1/17-7/23/17)



@ZGeorge\_7



**CAREER TRANSACTIONS:** Selected by the Pittsburgh Pirates in the 35th round (1,057th overall) in the 2015 MLB Draft out of Arkansas State University...Signed on June 18, 2015

**CURVE CUTS:** Jordan Zachary George...Played high school baseball at Greene County Tech in Arkansas and was an all-state selection in 2007, 2008 and 2009...Also played basketball...Attended Arkansas State University to play baseball and studied Sports Management...University also produced baseball hall of fame inductee George Kell, a 10-time all-star and the 1949 AL batting champion (.343)...Received a medical redshirt his junior year in 2013 after a season-ending knee injury nine games into the season...Another knee injury occurred ten games into his redshirt junior year in 2014 that cost him the rest of the year...Returned for his senior season and led the nation in on-base percentage (.548) while riding the country's longest on-base streak of 74 games, including all 55 games he played in 2015...First-team All-Sun Belt Conference in 2015 and paced the league in hits (81), walks (52) and doubles...Named a finalist for 2015 Gregg Olson Award, which is given to college baseball's breakout player of the year...Also led the Red Wolves in hitting (.399) as the third-best mark in school history...Set new school records in walks for a single season (52) and career (143)...Has hit .300 or better in each of his three professional seasons

**2017:** Began with A-Adv. Advanced Bradenton...Hit .302 for the Marauders in 69 games while he saw time at first base, third base, outfield and designated hitter...Recorded the second-longest hitting streak in the Florida State League at 19 games from 7/1-7/23...Hit .368 over that time (28-for-76) with five home runs...Tied for the fourth-longest on-base streak in the league that season at 23 beginning on 7/1 and continued until his promotion...Promoted to Double-A Altoona on 7/28...Made Double-A debut on 7/29 vs. TRE, the first game of a doubleheader, and went 2-for-4 with a two-run homer,

a double and four RBIs...Went 1-for-2 with a double in the second game of the doubleheader...Hit .393 (11-for-28) in his first eight Double-A games from 7/29-8/4...Matched season high with three hits and scored a run on 8/22 @ HFD...Recorded third three-hit game in regular-season finale on 9/4 v. HAR...Hit safely in 22 of 30 regular-season games with Altoona and ended the year with a seven-game hitting streak...Drove in an RBI in Game 1 of the ELDS on 9/7 at Bowie in a 2-0 win for the Curve...Appeared in all 6 playoff games for the Eastern League champions and went 3-for-19 during postseason play...Finished the year third in the Pirates system with a .302 overall batting average, tenth with 24 doubles, tied for sixth with 61 total RBIs and ninth with 48 total walks

**2016:** Began the year with the short-season West Virginia Black Bears of the New York-Penn League...Played in ten games at third base, three in the outfield, two at first base and designated hitter eight times...Promoted to Single-A West Virginia Power on 7/14...Hit .324 in 34 games with the Power to raise his season batting average to an even .300...Collected two doubles in consecutive games on 8/14 and 8/16...Two doubles aided his only three-hit game of the year with the Power on 8/16 in which he drove in two runs...Appeared in 16 games in right field for the Power, 14 as the DH and four games at first base

**2015:** Spent entire season with rookie-level Bristol...Reached base in 27 of 29 games along with a 16-game on-base streak from 6/30-8/13...Made his professional debut on 6/24 as a designated hitter and went 1-for-4...Recorded four RBI on 7/24 on a three-hit day with a home run...Knocked home four RBI again on 8/16 with the help of three doubles...Recorded a career-best four hits with two doubles in a 4-for-4 performance on 8/28...Hit .414 as a right-handed hitter and .303 from the left side...Played nine games at first base, the other 20 as the DH



George posted .302 batting averages in both Bradenton and Altoona in 2017

YR	CLUB	AVG	G	AB	R	H	TB	2B	3B	HR	RBI	BB	SO	SB	CS
15	Bristol (Rk.)	.333	29	105	20	35	54	11	1	2	26	21	19	1	1
16	West Virginia (A-)	.267	23	75	10	20	32	6	3	0	11	21	12	1	1
	West Virginia (A)	.324	34	105	15	34	47	13	0	0	10	24	22	4	2
	2016 Totals (A-/A)	.300	57	180	25	54	79	19	3	0	21	45	34	5	3
17	Bradenton (A+)	.302	69	248	41	75	121	15	2	9	43	40	45	1	1
	Altoona (AA)	.302	30	106	14	32	44	9	0	1	18	8	12	1	0
	2017 Totals (A+/AA)	.302	99	354	55	107	165	24	2	10	61	48	57	2	1
	MiLB Totals (3 seasons)	.307	185	639	100	196	298	54	6	12	108	114	110	8	5

A  
 ORGANIZATION  
 2018 CURVE  
 HISTORY RECORDS  
 EASTERN LEAGUE  
 PIRATES ORGANIZATION  
 GENERAL INFORMATION

# Geoff Hartlieb RIGHT-HANDED PITCHER

**HEIGHT/WEIGHT:** 6-4/241  
**BIRTHPLACE:** Highland, Ill.  
**BORN:** December 9, 1993  
**ACQUIRED:** 29th round (2016)

**BATS/THROWS:** Right/Right  
**RESIDES:** Highland, Ill.  
**AGE:** 24 (Turns 25 on December 9)  
**SCHOOL:** Lindenwood University



**CAREER HIGHS**  
**IP (START):** N/A  
**IP (RELIEF):** 3.0, 2x, last – 6/9/17 (WVP vs. GBO)  
**RUNS ALLOWED:** 6, 2x, last – 7/10/16 (BRS @ PRN)  
**WALKS:** 2, 8x, last – 8/4/17 (BRD @ FLO)  
**STRIKEOUTS:** 4, 5x, last – 8/9/17 (BRD @ LAK)  
**MOST HITS ALLOWED:** 6, 7/10/16 (BRS @ PRN)


  
 @ItsGeoffNotJeff

**CAREER TRANSACTIONS:** Selected in the 37th round (1,109th overall) by the New York Mets in the 2015 MLB Draft out of Lindenwood University but did not sign...Selected in the 29th round (885th overall) by the Pittsburgh Pirates in the 2016 MLB Draft out of Lindenwood University...Signed on June 16, 2016

**CURVE CUTS:** Geoffrey Thomas Hartlieb...Attended Highland (Ill.) High School and graduated in 2012...Same high school that produced first-round draftee and major league pitcher Jake Odorizzi...All-state honors as a junior and senior in basketball...All-area and all-conference in basketball and baseball as a junior and senior...Attended Quincy University to play college basketball...Played in 24 games as a freshman and scored 43 total points for the Hawks with a career-best eight points in a game at Central Missouri...Transferred to Lindenwood University and racked up 152 innings over three seasons for the NCAA Division II program...Communications major...Finished college career with 5-15 record and 6.68 ERA...Drafted by the Mets after his junior year but did not sign...Returned for senior season at Lindenwood and moved up eight rounds in the draft

**2017:** Began season with Single-A West Virginia Power... Did not surrender a run in first three outings (5.2 IP)...Went 1-0 with a 0.77 ERA in seven April outings...Did not allow an earned run in June over six outings (10.0 IP, 5 H, 3 R, 5 BB, 24 SO)...Worked 17 scoreless relief appearances out of 20 total showings...Went 6-for-6 in save opportunities...Promoted to Bradenton on 6/24...Did not allow an earned run in five of first six outings with the Marauders including a winning decision on 7/13 at Clearwater...Allowed season-high four runs on 7/19 v. FTM (2 IP, 5 H, 4 ER, 0 BB, 2 SO)...Went 1-2 with a 2.93 ERA over eight July outings (15.1 IP, 5 BB, 13 SO)... Closed the season with five straight scoreless relief appearances that spanned six innings...Nine total saves were tied for fifth-most in the Pirates system

**2016:** Made professional debut for the Bristol Pirates of the Appalachian League on 6/24 @ BLU and earned a win after two scoreless innings of relief...Received the win in second appearance on 6/28 vs. GRN...Picked up first pro save on 7/28 vs. ELL...Worked 10.2 straight scoreless frames from 7/28-8/15...Posted 10.7 K/9 in August



Hartlieb combined to post a 2.12 ERA in 2017

YR	CLUB	W-L	ERA	G	GS	CG	SHO	SV	IP	H	R	ER	HR	BB	SO
16	Bristol (Rk.)	4-1	4.44	16	0	0	0	1	26.1	26	22	13	3	9	28
17	West Virginia (A)	1-2	0.83	20	0	0	0	6	32.2	22	7	3	1	6	26
	Bradenton (A+)	1-4	3.48	19	0	0	0	3	31.0	29	15	12	3	9	36
	2017 Totals (A/A+)	2-6	2.12	39	0	0	0	9	63.2	51	22	15	4	15	62
	<b>MiLB Totals (2 seasons)</b>	<b>6-7</b>	<b>2.80</b>	<b>55</b>	<b>0</b>	<b>0</b>	<b>0</b>	<b>10</b>	<b>90.0</b>	<b>77</b>	<b>44</b>	<b>28</b>	<b>7</b>	<b>24</b>	<b>90</b>

## MOST SINGLE-SEASON SAVES

Curve closers with ten or more saves in a single season are listed below

Matt Peterson (2007)	29	Montana DuRapau (2017)	14
Brandon Knight (2006)	27	Elio Serrano (2004)	14
Noah Krol (2011)	24	Kenn Kasperek (2014)	13
Montana DuRapau (2016)	22	Vic Black (2012)	12
Justin Kaye (2005)	22	Jhandaniel Medina (2015)	12
Daniel Moskos (2010)	21	Tony Pavlovich (2001)	12
Todd Ozias (2003)	21	Brian Smith (2000)	12
Chris Spurling (2002)	20	Matt Duff (1999)	12
Jeff Miller (2004)	18	Yhonathan Barrios (2015)	10
Luis Sanz (2013)	16	Scott Nestor (2009)	10
Tate Scioneaux (2017)	14		

# KE'BRYAN HAYES | INFILDER

**HEIGHT/WEIGHT:** 5-11/195  
**BIRTHPLACE:** Tomball, Texas  
**BORN:** January 28, 1997  
**ACQUIRED:** 1st round (2015)

**BATS/THROWS:** Right/Right  
**RESIDES:** Tomball, Texas  
**AGE:** 21  
**SCHOOL:** Concordia Lutheran (Texas) HS

**CAREER HIGHS**  
**HITS:** 4, 2x, last – 6/4/16 (WVP @ AUG)  
**RUNS:** 3, 5x, last – 7/27/17 (BRD @ STL)  
**HOME RUNS:** 1, 8x, last – 7/27/17 (BRD @ STL)  
**RBI:** 5, 4/18/16 (WVP vs. KAN)  
**STOLEN BASES:** 2, 3x, last – 7/3/17 (BRD vs. FLO)  
**HITTING STREAK:** 9 games (5/28/17-6/11/17)



@KeBryanHayes



## AWARDS & HONORS

- 2016 South Atlantic League Mid-Season All-Star
- 2017 Florida State League Mid-Season All-Star
- 2017 Rawling MiLB Gold Glove Award (3B)
- 2017 MiLB.com Pirates Organizational All-Star

## PROSPECT RANKINGS

- 2015 MLB.com No. 9 Pirates prospect
- 2016 Baseball America No. 9/MLB.com No. 7 Pirates prospect
- 2017 Baseball America No. 6/MLB.com No. 6 Pirates prospect
- 2018 Baseball America No. 4/MLB.com No. 4 Pirates prospect

**CAREER TRANSACTIONS...** Selected in the supplemental first round (32nd overall) by the Pittsburgh Pirates in the 2015 draft out of Concordia Lutheran (Texas) High School...Signed on June 16, 2015

**CURVE CUTS...** Ke'Bryan Kobe Hayes...Son of 14-year Major Leaguer Charlie Hayes...The elder Hayes played 124 games for the Pittsburgh Pirates in 1996 before he was traded to the New York Yankees on August 30...Charlie Hayes led the American League in double plays turned from third base with the Yankees in 1992 and also led the National League in doubles (45) in 1993 with the Colorado Rockies...He was also the Rockies third choice in their November 1992 expansion draft...Ke'Bryan's brother, Tyree, was an eighth-round draft pick by the Tampa Bay Rays in 2006 as a pitcher and played six seasons in Minor League Baseball...Graduated from Concordia Lutheran High School in Tomball, Texas in 2015...2015 preseason Perfect Game All-American and Texas All-Region first-team selection...Hit .436 with 16 doubles, one triple, three home runs, 27 RBI and 12 stolen bases as a senior...Helped lead his team to the 2015 TAPPS state championship with the game-winning, go-ahead RBI-single in the sixth inning... Played for Team USA Junior National team in 2014 and the 2014 USA Baseball Tournament of Stars...Committed to play baseball at the University of Tennessee before the Pirates made him a first-round selection...Rated "Best Defensive Infielder" in the Pirates' system by Baseball America entering the 2018 season

**2017:** Spent entire season with A-Adv. Bradenton...Drove in four runs and went 3-for-5 on 5/21 @ FTM...Went on a career-best nine-game hitting streak from 5/28-6/11...Named a Florida State League Mid-Season All-Star, one of nine Bradenton players to earn the honor...Struck out in only plate appearance in FSL All-Star Game after coming off the bench to replace Will Craig and playing third base... Hit first home run of season on 7/16 @ DUN and went 3-for-5 with a double...Had seven multi-hit performances in eight games from 8/14-8/24 and hit .405 (15-for-37) during that stretch with five doubles... Finished tied for fourth in the Florida State League in runs scored (66) with fellow Pirates farmhand Mitchell Tolman...Led the FSL in sacrifice hits (12), fifth in the league in stolen bases (27) and finished ninth on the circuit in batting average (.278)...His 27 steals were second-most in the Pirates system...Led all third basemen in Minor League Baseball with a .974 fielding percentage to earn him Rawlings MiLB Gold Glove honors...Committed just eight errors and held Florida State League-bests in total chances (307), assists (245) and double plays (25)

**2016:** Spent entire season with Single-A West Virginia Power...Hit first professional home run on 4/18 v. KAN and delivered five RBIs while going 4-for-6 with two walks at the plate...Homered in back-to-back

games on 5/4 and 5/5 @ CSC...Went 4-for-4 on 6/4 @ AUG...Selected as a South Atlantic League Mid-Season All-Star...Started at third base for the SAL North Division All-Stars on 6/21 and went 0-for-2 at the plate...Placed on the 7-day disabled list on 7/21 with an upper back strain...Played in two rehab games for the GCL Pirates in late-August but was then diagnosed with a cracked rib that ended his season

**2015:** Began season with GCL Pirates...Made professional debut on 6/29 vs. the GCL Yankees 2 and went 2-for-4 with a two RBIs...Began pro career with an 11-game on-base streak from 6/29-7/10...Led the Gulf Coast League in on-base percentage (.434) and ranked second in batting average (.333)...Assigned to short-season West Virginia Black Bears on 8/25...Played in all five playoff games for the Black Bears during their New York-Penn League championship run...Went 2-for-14 at the plate with five walks in the postseason



Hayes was awarded the Rawlings Minor League Baseball Gold Glove Award as the top defensive third baseman in the minors in 2017

YR	CLUB	AVG	G	AB	R	H	TB	2B	3B	HR	RBI	BB	SO	SB	CS
15	GCL Pirates (Rk.)	.333	44	144	24	48	54	4	1	0	13	22	24	7	1
	West Virginia (A-)	.220	12	41	8	9	10	1	0	0	7	6	7	1	1
	2015 Totals (Rk./A-)	.308	56	185	32	57	64	5	1	0	20	28	31	8	2
16	GCL Pirates (Rk.)	.400	2	5	0	2	3	1	0	0	0	1	1	0	0
	West Virginia (A)	.263	65	247	27	65	97	12	1	6	37	16	51	6	5
	2016 Totals (Rk./A)	.266	67	252	27	67	100	13	1	6	37	17	52	6	5
17	Bradenton (A+)	.278	108	421	66	117	153	16	7	2	43	41	76	27	5
<b>MiLB Totals (3 seasons)</b>		<b>.281</b>	<b>231</b>	<b>858</b>	<b>125</b>	<b>241</b>	<b>317</b>	<b>34</b>	<b>9</b>	<b>8</b>	<b>100</b>	<b>86</b>	<b>159</b>	<b>41</b>	<b>12</b>

ORGANIZATION  
 2018 CURVE  
 HISTORY RECORDS  
 EASTERN LEAGUE  
 PIRATES ORGANIZATION  
 GENERAL INFORMATION

# TAYLOR HEARN

LEFT-HANDED PITCHER

**HEIGHT/WEIGHT:** 6-5/227  
**BIRTHPLACE:** Roysce City, Texas  
**BORN:** August 30, 1994  
**ACQUIRED:** Trade - WAS (2016)

**BATS/THROWS:** Left/Left  
**RESIDES:** Roysce City, Texas  
**AGE:** 23 (Turns 24 on August 30)  
**SCHOOL:** Oklahoma Baptist University

## CAREER HIGHS

**IP (START):** 7.0, 5/27/17 (BRD @ JUP)  
**IP (RELIEF):** 3.2, 7/21/16 (HAG @ KAN)  
**RUNS ALLOWED:** 5, 4x, last - 7/7/17 (BRD vs. TAM)  
**WALKS:** 4, 4x, last - 6/21/17 (BRD vs. CLR)  
**STRIKEOUTS:** 10, 7/13/17 (BRD @ CLR)  
**MOST HITS ALLOWED:** 9, 8/23/15 (AUB vs. WIL)



@thearn14



## PROSPECT RANKINGS

2016 *Baseball America* No. 28 Nationals prospect  
 2017 *Baseball America* No. 14/*MLB.com* No. 13 Pirates prospect  
 2018 *Baseball America* No. 9/*MLB.com* No. 11 Pirates prospect

**CAREER TRANSACTIONS:** Selected by Pittsburgh Pirates in the 22nd round (676th overall) of the 2012 MLB Draft out of Roysce City (Texas) High School but did not sign...Selected by the Cincinnati Reds in the 36th round (1095th overall) of the 2013 MLB Draft out of San Jacinto College but did not sign...Selected by the Minnesota Twins in the 25th round (740th overall) in the 2014 MLB Draft out of San Jacinto College but did not sign...Selected in the fifth round (164th overall) of the 2015 MLB Draft by the Washington Nationals out of Oklahoma Baptist University...Traded from the Washington Nationals along with LHP Felipe Rivera to the Pittsburgh Pirates for RHP Mark Melancon on July 30, 2016

NCAA Division II) Oklahoma Baptist University for his junior season in 2015...Appeared in 15 games (13 starts)...Logged a 9-0 record with a 3.50 ERA...Accumulated 64.1 IP and struck out 71 batters...Opponents hit .191 against him...Ranked tied for third in the Sooner Athletic Conference with nine wins and 10th with 71 strikeouts

**2017:** Began season with A-Adv. Bradenton...Entered season rated as having the "Best Fastball" in the Pirates system by *Baseball America*...Picked up win with 5.2 scoreless IP in season debut on 4/9 v. CHA (4 H, 0 R, 3 BB, 5 SO)...Made lone relief appearance of season on 5/11 v. PMB...Recorded then-career-high nine strikeouts on 7/7 v. TAM (6.0 IP, 8 H, 5 R, 4 ER, 1 BB)...Struck out career-best 10 on 7/13 @ CLR (4.2 IP, 4 H, 0 R, 0 BB) in final FSL appearance of the season...Placed on 7-day disabled list on 7/15 with a left oblique strain...Made one rehab start on 9/2 for GCL Pirates vs. GCL Yankees (2.0 IP, 0 H, 0 R, 0 BB, 3 SO)...Finished year with 11 K/9 and career-high 89.1 IP...Went 2-0 with a 3.06 ERA and 14 strikeouts in eight outings (four starts) for the Glendale Desert Dogs in the Arizona Fall League

**2016:** Began season in Single-A Hagerstown...Appeared in eight games (two starts) for the Suns...Entered the season rated as Washington's 25th-best prospect according to *MLB.com* and 28th according to *Baseball America*...Suffered a broken foot in his second start while attempting to cover first base and missed two months...Returned on 6/24 in a rehab stint with the GCL Nationals, tossed three shutout innings...Returned to Hagerstown on 7/4...Allowed five runs on six hits in 1.2 IP in first start back in the SAL...Had six strikeouts in 3.2 scoreless innings against Columbia on 7/21...Traded to the Pittsburgh Pirates on 7/30 in a trade that sent Mark Melancon to the Nationals...Was assigned to Single-A West Virginia...Appeared in eight games (three starts) for the Power...Logged three shutout innings against Delmarva on 9/12, striking out seven...Pitched four scoreless innings against Columbia on 8/30 with six strikeouts

**2015:** Began the season in the Gulf Coast League...Made his professional debut on 6/26 against the GCL Mets, pitching two innings while allowing one run (unearned) on three hits...Promoted to short-season Auburn on 7/5...Made 10 starts for the Doubledays...Pitched five shutout innings against Hudson Valley on 8/1...Struck out seven in 4.2 innings against Lowell on 7/26...Ranked as the Nationals 28th-best prospect by *Baseball America* after the season



Hearn pitched in the Arizona Fall League in 2017 for the Glendale Desert Dogs

**CURVE CUTS:** Taylor Lynn Hearn...Attended Roysce City High School in Roysce City, Texas...Started his collegiate career at San Jacinto (junior college) in Houston...Made only two appearances during his freshman season in 2013...Allowed one run in 1.2 IP with one strikeout...Missed the rest of the 2013 season due to two separate stress fractures in his elbow...Made 12 appearances (six starts) during sophomore season in 2014...Went 3-2 with a 5.16 ERA in 29.2 IP...Tossed four shutout innings against Temple on 3/31...Transferred to NAIA (Now

YR	CLUB	W-L	ERA	G	GS	CG	SHO	SV	IP	H	R	ER	HR	BB	SO
15	GCL Nationals (Rk.)	0-0	0.00	2	1	0	0	0	5.0	4	1	0	0	2	7
	Auburn (A-)	1-5	3.98	10	10	0	0	0	43.0	49	22	19	2	13	38
	2015 Totals (Rk./A-)	1-5	3.56	12	11	0	0	0	48.0	53	23	19	2	15	45
16	GCL Nationals (Rk.)	0-0	1.42	2	2	0	0	0	6.1	2	1	1	1	6	8
	Hagerstown (A)	1-0	3.18	8	2	0	0	0	22.2	25	13	8	3	7	31
	West Virginia (A)	1-1	1.99	8	3	0	0	0	22.2	15	6	5	2	10	36
	2016 Totals (Rk./A)	2-1	2.44	18	7	0	0	0	51.2	42	20	14	6	23	75
2017	GCL Pirates (Rk.)	0-0	0.00	1	1	0	0	0	2.0	0	0	0	0	0	3
	Bradenton (A+)	4-6	4.12	18	17	0	0	0	87.1	65	41	40	8	37	106
	2017 Totals (Rk./A+)	4-6	4.03	19	18	0	0	0	89.1	65	41	40	8	37	109
<b>MLB Totals (3 seasons)</b>		<b>7-12</b>	<b>3.48</b>	<b>49</b>	<b>36</b>	<b>0</b>	<b>0</b>	<b>0</b>	<b>189</b>	<b>160</b>	<b>84</b>	<b>73</b>	<b>16</b>	<b>75</b>	<b>229</b>

# JOHNNY HELLWEG

RIGHT-HANDED PITCHER

**HEIGHT/WEIGHT:** 6-9/235  
**BIRTHPLACE:** Ann Arbor, Mich.  
**BORN:** October 29, 1988  
**ACQUIRED:** MiLB Free Agent (2017)

**BATS/THROWS:** Right/Right  
**RESIDES:** O'Fallon, Mo.  
**AGE:** (Turns 30 on October 29)  
**SCHOOL:** Florida Community College



### CAREER HIGHS

**IP (START):** 8.0, 3x, last - 7/15/12 (ARK v. TUL)  
**IP (RELIEF):** 3.1, 7/17/08 (AZL ANG @ AZL RAN)  
**RUNS ALLOWED:** 7, 2x, last - 8/11/15 (BRV @ TAM)  
**WALKS:** 7, 8/6/12 (HVL vs. PNS)  
**STRIKEOUTS:** 9, 9/1/11 (IE @ LE)  
**MOST HITS ALLOWED:** 10, 8/10/13 (NAS @ COL)

### AWARDS & HONORS

Texas League Pitcher of the Week (7/16/12)  
 2012 Arizona Fall League Rising Stars  
 2013 Pacific Coast League Post-Season All-Star  
 2013 Pacific Coast League Pitcher of the Year  
 2013 MiLB.com Milwaukee Organization All-Star

### PROSPECT RANKINGS

2011 Baseball America No. 23 Angels prospect  
 2011 Baseball America No. 18 California League prospect  
 2012 Baseball America No. 4 Angels prospect  
 2012 MiLB.com No. 5 Brewers prospect  
 2012 Baseball America No. 15 Texas League prospect  
 2012 Baseball America No. 20 Arizona Fall League prospect  
 2013 Baseball America No. 6/MiLB.com No. 3 Brewers prospect  
 2014 Baseball America No. 4/MiLB.com No. 12 Brewers prospect  
 2015 Baseball America No. 21 Brewers prospect

**CAREER TRANSACTIONS:** Selected in the 46th round (1,357th overall) by the Florida Marlins in the 2007 MLB Draft but did not sign...Selected in the 16th round (499th overall) by the Los Angeles Angels in the 2008 MLB Draft out of Florida Community College and signed on June 10, 2008...Contract purchased by the Los Angeles Angels on November 18, 2011...Traded by the Los Angeles Angels with Jean Segura and Ariel Pena to the Milwaukee Brewers for Zack Greinke on July 27, 2012...Outrighted to Triple-A by Milwaukee Brewers on November 2, 2015...Signed by the San Diego Padres as a minor league free agent on November 23, 2015...Released by the San Diego Padres on June 29, 2016...Signed by the Cincinnati Reds as a minor league free agent on November 16, 2016...Released by the Cincinnati Reds on March 16, 2017...Contract purchased by the Pittsburgh Pirates from the independent New Jersey Jackals on August 24, 2017

**CURVE CUTS:** John David Hellweg...Attended St. Dominic High School in O'Fallon, Mo., where he played baseball and soccer...Played collegiately at Florida Community College (Now Florida State College of Jacksonville) alongside major league pitcher Jake Dunning...Made 11 appearances and struck out 28 batters in 27 IP, holding batters to a .274 average...Also played for the Gastonia Grizzlies of the Coastal Plain League in 2008...Younger brother, Jake, played outfield for Florida State College of Jacksonville and Bethune-Cookman

**2017:** Signed by the Reds as a minor league free agent but released before season...Began season with independent New Jersey Jackals as team's closer...Signed with Pittsburgh on 8/24 and assigned to Double-A Altoona...Made Altoona debut on 8/25 v. BOW (1.0 IP, 0 H, 0 R, 1 BB, 1 SO)...Worked 2.0 scoreless IP on 8/28 @ RIC...Charged with loss on 9/2 v. HAR (1.0 IP, 2 H, 2 R, 1 HR, 1 BB, 1 SO)...Pitched in Game 3 of the ELCS on 9/14 v. TRN and stranded two on base in 8th as Curve clinched Eastern League title

**2016:** Began season with Double-A San Antonio...Allowed four earned runs or more in five straight starts from 4/18-5/9...Promoted to Triple-A El Paso on 6/14...Released by San Diego on 6/30...Signed with independent New Jersey Jackals of the Can-Am Association on 7/10

**2015:** Missed start of season while recovering from Tommy John surgery...Made season debut with A-Adv. Brevard County on 6/9 @ PMB (2.0 IP, 1 H, 0 R)...Signed as a minor league free agent with San Diego on 11/17

**2014:** Began season with Triple-A Nashville...Made four starts before being placed on 7-day DL on 4/23...Underwent Tommy John surgery and missed remainder of season

**2013:** Began season with Triple-A Nashville...Pitched five scoreless innings and picked up win in Triple-A debut on 4/6 v. NEW (2 H, 1 BB, 3 SO)...

Went 3-0 with a 0.45 ERA in three June starts (1 ER/20.0 IP)...Promoted to majors on 6/26...Made MLB debut on 6/28 @ PIT and picked up loss in start (1.2 IP, 6 H, 7 R, 5 ER, 2 BB, 1 SO) after pitching a perfect first inning but allowing seven runs in the second...Made lone MLB relief appearance on 7/1 @ WSH (1.0 IP, 2 H, 2 R, 1 ER, 1 BB, 1 SO)...Issued 10 walks and recorded one strikeout between two starts on 7/5 v. NYM and 7/10 v. CIN, picking up a loss in each...Optioned to Single-A Wisconsin on 7/10...Made one appearance for Timber Rattlers...Returned to Triple-A Nashville on 7/16...Went 3-0 with a 0.00 ERA (0 ER/18.0 IP) over three July starts with Nashville...Recalled to majors with Milwaukee on 9/3...Picked up first MLB win on 9/7 @ CHC (6.0 IP, 4 H, 3 ER, 3 BB, 1 SO)...Worked 5.0 IP and allowed two runs on 9/20 v. STL (7 H, 5 BB, 1 SO)...Made final MLB appearance of season on 9/26 @ NYM (4.0 IP, 2 H, 1 R, 4 BB, 3 SO)...Named by Baseball America as the Brewers' No. 4 prospect after the season...Selected as a Pacific Coast League Post-Season All-Star, the PCL Pitcher of the Year and an MiLB.com Milwaukee Organization All-Star

**2012:** Began season with Double-A Arkansas...Posted a 2.70 ERA in first two starts (3 ER/10 IP)...Traded by Angels to Brewers along with RHP Ariel Pena and SS Jean Segura for RHP Zack Greinke on 7/27...Assigned to Double-A Huntsville on 7/27...Picked up win in Milwaukee organization debut on 8/1 (5.0 IP, 1 H, 1 R, 0 ER, 2 BB, 2 SO)...Moved to bullpen for final five outings...Pitched for Phoenix Desert Dogs in the Arizona Fall League, going 0-1 with a 2.08 ERA in nine relief outings...Named to AFL Rising Stars...Named by Baseball America as the Brewers' No. 6 prospect after the season and as having the "Best Fastball" in the Milwaukee system

**2011:** Spent entire season with A-Adv. Inland Empire...Began season as a reliever before moving to starting rotation in June...Went 2-1 with a 2.12 ERA in 14 starts and 2-3 with a 7.71 ERA in 14 relief outings...Added to the Angels' 40-man roster following season...Named by Baseball America as the Angels' No. 4 prospect, plus "Best Fastball" & "Best Curveball" in the Angels system

**2010:** Spent entire season with Single-A Cedar Rapids, primarily as a closer...Posted 1.17 ERA (1 ER/7.2 IP) in seven May outings...Converted first 10 save chances through 7/10...Named by Baseball America as the Angels' No. 23 prospect after the season

**2009:** Began season with AZL Angels working as a closer...Did not allow a run in first nine outings (12.0 IP)...Promoted to Single-A Cedar Rapids on 8/24...Closed season with one run allowed in five Midwest League outings

**2008:** Spent entire season with AZL Angels...Made professional debut on 6/25 @ GIA (2.0 IP, 4 H, 2 ER, 1 BB, 0 SO)...Picked up first professional win on 7/17 @ ATH (3.1 IP, 2 H, 2 R, 1 ER, 4 BB, 5 SO)

YR	CLUB	W-L	ERA	G	GS	CG	SHO	SV	IP	H	R	ER	HR	BB	SO
08	AZL Angels (Rk.)	1-0	4.98	14	3	0	0	0	21.2	19	28	12	1	38	25
09	AZL Angels (Rk.)	2-1	2.96	18	0	0	0	6	24.1	16	8	8	0	8	25
	Cedar Rapids (A)	0-0	1.35	5	0	0	0	2	6.2	4	3	1	0	7	7
	2009 Totals (Rk./A)	2-1	2.61	23	0	0	0	8	31.0	20	11	9	0	15	32
10	Cedar Rapids (A)	2-4	4.33	41	0	0	0	16	43.2	20	21	21	2	45	66
11	Inland Empire (A+)	6-4	3.73	28	14	0	0	0	89.1	75	43	37	2	59	113
12	Arkansas (AA)	5-10	3.38	21	1	0	0	0	119.2	105	52	45	8	60	88
	Huntsville (AA)	2-1	2.70	7	2	0	0	0	20.0	16	7	6	0	15	17
	2012 Totals (AA)	7-11	3.29	28	23	1	0	0	139.2	121	59	51	8	75	105
13	Wisconsin (A)	1-0	3.00	1	1	0	0	0	6.0	5	2	2	0	2	4
	Nashville (AAA)	12-5	3.15	23	23	0	0	0	125.2	103	55	44	6	81	89
	2013 Totals (AAA/A)	13-5	3.14	24	24	0	0	0	131.2	108	57	46	6	83	93
	MILWAUKEE (MLB)	1-4	6.75	8	7	0	0	0	30.2	40	30	23	3	26	9
14	Nashville (AAA)	1-2	4.95	4	4	0	0	0	20.0	21	11	11	1	15	12
15	Brevard County (A+)	1-6	4.89	11	11	0	0	0	46.0	43	33	25	2	30	28
	Biloxi (AA)	0-4	9.60	5	5	0	0	0	15.0	20	26	16	4	22	11
	2015 Totals (A+/AA)	1-10	6.05	16	16	0	0	0	61.0	63	59	41	6	52	39
16	San Antonio (AA)	1-4	10.97	6	6	0	0	0	21.1	32	27	26	2	14	12
	El Paso (AAA)	0-1	10.80	4	4	0	0	0	3.1	6	4	4	0	5	4
	2016 Totals (AA/AAA)	1-5	10.95	10	6	0	0	0	24.2	38	31	30	2	19	17
	New Jersey (Ind.)	3-1	3.43	20	1	0	0	1	21.0	25	16	8	2	14	30
17	New Jersey (Ind.)	2-3	3.79	36	0	0	0	19	38.0	38	19	16	0	16	62
	Altoona (AA)	0-1	4.50	4	0	0	0	0	6.0	5	3	3	2	1	6
	MiLB Totals (10 seasons)	34-43	4.13	192	90	1	0	24	568.2	480	323	261	30	402	508
	MLB Totals (1 season)	1-4	6.75	8	7	0	0	0	30.2	40	30	23	3	26	9
	Independent Totals (2 seasons)	5-4	3.66	56	1	0	0	20	59.0	63	35	24	2	30	92

ORGANIZATION  
 2018 CURVE  
 HISTORY RECORDS  
 EASTERN LEAGUE  
 PIRATES ORGANIZATION  
 GENERAL INFORMATION

**BRET HELTON** | RIGHT-HANDED PITCHER

**HEIGHT/WEIGHT:** 6-3/223  
**BIRTHPLACE:** Colorado Springs, Colo.  
**BORN:** July 25, 1993  
**ACQUIRED:** 9th round (2015)

**BATS/THROWS:** Right/Right  
**RESIDES:** Colorado Springs, Colo.  
**AGE:** 24 (Turns 25 on July 5)  
**SCHOOL:** University of Utah



**CAREER HIGHS**  
**IP (START):** 8.0, 9/2/17 (BRD vs. CHA)  
**IP (RELIEF):** 5.0, 2x, last – 8/14/17 (BRD vs. DBT)  
**RUNS ALLOWED:** 8, 7/23/16 (WVP @ ROM)  
**WALKS:** 5, 5/7/16 (WVP vs. HAG)  
**STRIKEOUTS:** 7, 3x, last – 9/2/17 (BRD vs. CHA)  
**MOST HITS ALLOWED:** 11, 8/6/15 (WVBB vs. SC)

  
 @Brethelton9

**CAREER TRANSACTIONS:** Selected in the 9th round (277th overall) by the Pittsburgh Pirates in the 2015 MLB Draft out of the University of Utah...Signed on June 12, 2015

**CURVE CUTS:** Bret Perry Helton...Father, Barry, was an All-American punter at Colorado and played four seasons in the NFL, winning Super Bowl XXIII and XXIV with the San Francisco 49ers...Attended Cheyenne Mountain High School in Colorado Springs, Colo., and graduated in 2012...Same high school that produced Atlanta Braves RHP Brandon McCarthy...Two-time all-state honoree...Won 2011 Colorado 4A state title in baseball and 2012 district title...Went 6-3 with a 2.17 ERA and 62 strikeouts as a senior on the mound while hitting .375 with seven home runs and 26 RBIs...Honorable mention all-state quarterback threw for 2,295 yards and 24 touchdowns as a senior...Received football recruiting interest from Colorado State, Columbia and Princeton...Averaged 8.8 points and 7.8 rebounds per game in basketball as a senior...Chose the University of Utah for baseball career over Brigham Young, Kansas, Northern Colorado and Arizona...Two-way player during first two seasons with the Utes, working as an outfielder and a designated hitter...Split time between the bullpen and rotation during sophomore and junior seasons...Went 4-12 with a 5.68 ERA in 50 games and 125.2 IP in three seasons on the mound at Utah...Played for Walla Walla Sweets of the West Coast League during summer of 2013 and turned in a 2.50 ERA over 39.2 IP while going 1-for-24 at the plate...First Pirates draft pick out of the University of Utah since Chris Shelton in 2001...Ranked by *Baseball America* as the 448th-best prospect in the 2015 MLB Draft

**2017:** Spent the entire season with A-Adv. Bradenton Ma-rauders...Began the season in the bullpen and made 10 relief

YR	CLUB	W-L	ERA	G	GS	CG	SHO	SV	IP	H	R	ER	HR	BB	SO
15	West Virginia (A-)	2-6	4.97	14	14	0	0	0	54.1	63	42	30	3	20	37
16	West Virginia (A)	8-9	4.44	26	26	0	0	0	135.2	130	72	67	13	52	101
17	Bradenton (A+)	8-3	3.25	30	14	0	0	0	116.1	110	43	42	7	37	89
<b>MLB Totals (3 seasons)</b>		<b>18-18</b>	<b>4.08</b>	<b>70</b>	<b>54</b>	<b>0</b>	<b>0</b>	<b>0</b>	<b>306.1</b>	<b>303</b>	<b>157</b>	<b>139</b>	<b>23</b>	<b>109</b>	<b>227</b>

outings before starting six of his next seven appearances... Went 1-0 with a 5.94 ERA in six April outings...Won five straight decisions between 6/29-8/14, three as a starter... Posted a 2-0 record and a 1.08 ERA in six July outings (three starts)...Threw eight scoreless innings in final appearance of the season on 9/2 vs. CHA and struck out seven hitters with just two hits allowed while receiving a no-decision...Went 5-2 with a 2.54 ERA in 14 second-half outings (nine starts)...Delivered a 3.05 ERA in 14 total starts...Finished second in the Florida State League with a 3.25 ERA, which was also eighth in the Pirates system...Led the league in winning percentage (.727), third in opponent batting average (.255) and fourth in WHIP (1.26)

**2016:** Spent the entire season in the rotation with the Single-A West Virginia Power...Began the season with back-to-back scoreless, five-inning outings...Tossed six scoreless frames with three hits allowed on 5/29 vs. COL and picked up his second win of the season...Notched four straight quality starts between 6/30-7/17 and carried 2.93 ERA over 24.2 IP during that stretch...Threw seven scoreless innings and allowed three hits on 8/4 @ DEL...Tied for the team lead in wins (8), second in games started (26), ranked second in strikeouts (101) and third in innings pitched (135.2)...Led the South Atlantic League with 15 hit batters

**2015:** Spent entire season with short-season West Virginia Black Bears...Made professional debut on 6/23 @ WIL, (3.0 IP, 5 H, 2 R)...Picked up a loss in each of his first three starts... Earned first professional win on 7/10 @ LOW with five one-hit innings and struck out five...Allowed two hits and an unearned run over six innings during a no-decision on 8/19 vs. Auburn

**AFFILIATION STATION**

**PIRATES AFFILIATES IN THE EASTERN LEAGUE (SINCE 1936)**

1936.....Scranton, Pa.	1974.....Theftord Mines, PQ
1940-50.....Albany, N.Y.	1979-82.....Buffalo, N.Y.
1954-56.....Williamsport, Pa.	1983.....Lynn, Mass.
1968-69.....York, Pa.	1984-86.....Nashua, N.H.
1970-71.....Waterbury, Conn.	1987-1990.....Harrisburg, Pa.
1972-73.....Sherbrooke, PQ	1999-Present.....Altoona, Pa.

**PIRATES' DOUBLE-A AFFILIATES (SINCE 1935)**

1935.....Kansas City Blues	1972-73.....Sherbrooke Pirates
1937-38.....Montreal Royals	1974.....Theftord Mines Pirates
1940.....Syracuse Chiefs	1975-1978.....Shreveport Captains
1943-44.....Toronto Maple Leafs	1979-1982.....Buffalo Bisons
1946.....Birmingham Barons	1983.....Lynn Sailors
1948-1956.....New Orleans Pelicans	1984-86.....Nashua Pirates
1963-1966.....Asheville Tourists	1987-90.....Harrisburg Senators
1967.....Macon Peaches	1991-98.....Carolina Mudcats
1968-69.....York Pirates	1999-pres.....Altoona Curve
1970-71.....Waterbury Pirates	

ORGANIZATION | 2018 CURVE | HISTORY | RECORDS | EASTERN LEAGUE | PIRATES ORGANIZATION | GENERAL INFORMATION

# LOGAN HILL | OUTFIELDER

**HEIGHT/WEIGHT:** 6-3/225  
**BIRTHPLACE:** Pensacola, Fla.  
**BORN:** May 26, 1993  
**ACQUIRED:** 25th round (2015)

**BATS/THROWS:** Right/Right  
**RESIDES:** Pensacola, Fla.  
**AGE:** 24 (Turns 25 on May 26)  
**SCHOOL:** Troy University



**CAREER HIGHS**  
**HITS:** 4, 7/26/16 (WVP @ ROM)  
**RUNS:** 3, 3x, last - 4/10/17 (BRD @ STL)  
**HOME RUNS:** 2, 2x, last - 4/25/17 (BRD @ FTM)  
**RBI:** 5, 2x, last - 5/12/17 (BRD vs. PMB)  
**STOLEN BASES:** 3, 7/21/15 (WVBB vs. BRK)  
**HITTING STREAK:** 11 games (5/1/17-5/13/17)



### AWARDS & HONORS

- New York-Penn League Player of the Month (July 2015)
- 2015 New York-Penn League Mid-Season All-Star
- 2017 Florida State League Mid-Season All-Star
- 2017 Florida State League Post-Season All-Star

**CAREER TRANSACTIONS:** Selected in the 25th round (757th overall) by the Pittsburgh Pirates in the 2015 MLB Draft out of Troy University...Signed on June 18, 2015

**CURVE CUTS:** Logan Walker Hill...Graduated from Washington High School in Pensacola, Fla. in 2012...Hit .320 with three home runs and 19 RBIs as a senior...Also played football for the Washington Wildcats...Began college baseball career at Jefferson Davis Community College in Brewton, Ala...Named first team all-conference as a freshman with .385 batting average, two home runs, 32 RBIs and 17 stolen bases...Repeated all-conference honors as a sophomore with a .420 batting average along with eight home runs and 40 RBIs...Selected to the NJCAA National Team and aided Jefferson Davis to first playoff berth in 12 seasons...Led state in batting average and home runs...Played junior season at Troy...Named second team All-Sun Belt with top ten finishes in batting average (.354), hits (73), RBIs (42), stolen bases (13), slugging percentage (.549) and on-base percentage (.440)

and 5/18 @ DBT...One of nine Marauders named a Florida State League All-Star...Started for the FSL South All-Stars in left field and went 1-for-3 in the game on 6/17...Promoted to Double-A Altoona on 6/30 for the remainder of the season...Finished second in the Florida State League with 16 home runs and led the league at the time of move to Double-A...Singled in first at-bat with Altoona in his debut on 7/1 @ ERI...Hit first Double-A home run in second game on 7/2 @ ERI...Recorded at least one hit in 18 of 22 games with the Curve including a seven-game hitting streak from 7/17-7/25...Hit by a pitch on 7/26 @ REA that resulted in a broken left hand and missed the remainder of the season...Placed on 7-day disabled list on 7/27...Finished the season with 18 home runs, second-most in the Pirates system, and 61 total RBIs, sixth-best among Pirates minor leaguers...Played for the Glendale Desert Dogs in the Arizona Fall League and hit .239 with two homers, 14 RBIs and five doubles in 18 games

**2016:** Began the season with A-Adv. Bradenton Marauders...Played in 17 games for the Marauders...Hit .125 (4-for-32) over first nine games from 4/9-5/6...Rattled off hits in six straight games beginning with a home run on 5/7 vs. CHA and concluded with a three-hit game on 5/15 @ PMB...Assigned to Single-A West Virginia Power on 5/21...Hit .169 (20-for-118) through 33 games in May and June for the Power with one home run...Went on to hit .300 (65-for-217) over remaining 60 games with ten homers and 14 doubles...Put together nine-game hitting streak from 7/14-7/23, hitting .441 (15-for-34) over that stretch...Hit homers in back-to-back games at Hickory on 7/15 and 7/17...Went 4-for-4 and scored twice on 7/26 at Rome...Homered twice in the same game for the first time in his career on 8/16 at Lexington and drove in a career-best five RBIs...Ended the season on an eight-game hitting streak from 8/28-9/5 and hit three home runs with a batting average of .355 (11-for-31) over that period...Tied for second on the Power with 11 home runs and second with five triples

**2015:** Spent entire season with short-season West Virginia Black Bears...Made professional debut on 6/19 v. MHV and singled in first at-bat...Collected a hit in first nine professional games, hitting .324 (12-for-37) with three doubles, a homer and 10 RBIs...Hit first professional home run on 6/28 vs. HVL...Second home run was a grand slam on 7/9 @ LOW...Carried a 21-game on-base streak from 6/19-7/15 with a .441 on-base percentage over that stretch and hit .342 (27-for-79)...New York-Penn League Player of the Month in July after leading the circuit in total bases (51), RBI (23), home runs (four) and OPS (1.011)...Went 0-for-2 for the South All-Stars in the New York-Penn League All-Star Game...Finished the season ninth in the league in hitting (.297), third in home runs (7), second in RBI (45), fifth in on-base percentage (.402), second in slugging percentage (.479) and tied for third in total bases (105)...Hit .211 (4-for-19) during the New York-Penn League playoffs as the Black Bears captured the league title



Hill totaled 18 home runs in 2017, second-highest in the Pittsburgh minor league system

**2017:** Began the season with A-Adv. Bradenton for the second straight year...Hit .500 (10-for-20) for first five contests of the year with five extra-base hits...Homered in back-to-back games on 4/8 and 4/9 v. CHA...Hit two solo home runs on 4/25 @ FTM...Hit four home runs in four games between 4/25-4/28...Went on a career-best 11-game hitting streak between 5/1-5/13 and hit .341 (14-for-41) with three home runs, 16 RBI and five doubles...Drove in five RBIs on 5/12 vs. PMB...Homered in back-to-back games on 5/17

YR	CLUB	AVG	G	AB	R	H	TB	2B	3B	HR	RBI	BB	SO	SB	CS
15	West Virginia (A-)	.297	60	219	33	65	105	13	3	7	45	28	51	13	4
16	West Virginia (A)	.254	93	335	45	85	147	19	5	11	40	29	97	13	6
	Bradenton (A+)	.226	17	62	6	14	22	2	0	2	7	5	20	1	1
	2016 Totals (A/A+)	.249	110	397	51	99	169	21	5	13	47	34	117	14	7
17	Bradenton (A+)	.266	71	267	44	71	137	14	2	16	52	31	73	3	3
	Altoona (AA)	.278	22	79	12	22	33	5	0	2	9	14	21	0	0
	2017 Totals (A+/AA)	.269	93	346	56	93	170	19	2	18	61	45	94	3	3
	MiLB Totals (3 seasons)	.267	263	962	140	257	444	53	10	38	153	107	262	30	14

ORGANIZATION  
 2018 CURVE  
 HISTORY RECORDS  
 EASTERN LEAGUE  
 PIRATES ORGANIZATION  
 GENERAL INFORMATION

# GAGE HINSZ

RIGHT-HANDED PITCHER

**HEIGHT/WEIGHT:** 6-4/219  
**BIRTHPLACE:** Billings, Mont.  
**BORN:** April 20, 1996  
**ACQUIRED:** 11th round (2014)

**BATS/THROWS:** Right/Right  
**RESIDES:** Lowell, Wyo.  
**AGE:** 21 (Turns 22 on April 20)  
**SCHOOL:** Billings West (Mont.) HS



@Gage\_Hinsz

### CAREER HIGHS

**IP (START):** 7.0, 6x, last – 7/21/17 (BRD vs. CLR)  
**IP (RELIEF):** 4.2, 8/10/15 (BRS @ JC)  
**RUNS ALLOWED:** 8, 2x, 5/24/17 (BRD vs. STL)  
**WALKS:** 4, 3x, last – 5/19/17 (BRD @ FTM)  
**STRIKEOUTS:** 9, 6/14/16 (WVP @ LEX)  
**MOST HITS ALLOWED:** 11, 5/24/17 (BRD vs. STL)

### PROSPECT RANKINGS

2015 *Baseball America* No. 19 / *MLB.com* No. 29 Pirates prospect  
 2016 *Baseball America* No. 21 / *MLB.com* No. 23 Pirates prospect  
 2017 *Baseball America* No. 12 / *MLB.com* No. 12 Pirates prospect  
 2018 *Baseball America* No. 27 / *MLB.com* No. 21 Pirates prospect

**CAREER TRANSACTIONS:** Selected in the 11th round (341st overall) by the Pittsburgh Pirates in the 2014 MLB Draft out of Billings West (Mont.) High School...Signed on July 6, 2014

**CURVE CUTS:** Gage Michael Hinsz...Graduated from Billings West High School in Billings, Mont. in 2014...Regarded by *Baseball America* as the top prospect in Montana and the 32nd-best high school right-handed pitcher in the country before the draft...High schools in Montana do not have high school baseball season...Pitched for the Langley Blaze of the British Columbia Premier Baseball League in early spring...Participated in American Legion baseball with the Billings Scarlets once season began in May...Had a 15 strike-out performance over six innings during 2013 season for the Scarlets...Had committed to play college baseball at Oregon State before signing with the Pirates

**2017:** Spent the entire season with the A-Adv. Bradenton Marauders...Only two scoreless starts of the season occurred in June, where he recorded a season-best 2.95 ERA in four starts during that month...Reached seven innings three times and picked up a win on all three occasions...Placed on the disabled list on 8/7 due to shoulder soreness...Activated on 8/14 for what turned out to be his final start of the year...Worked 1.2 IP vs. Daytona before being shut down for the season due to a scapular stress fracture on the right side

**2016:** Did not debut until June due to a non-baseball concussion...Spent the entire season with the Single-A West Virginia Power...Pitched 5.0 scoreless innings and struck out six on 6/3 @ AUG in first outing of the year...Threw 7.0 shutout innings on six hits and two strikeouts on 7/12 vs. AUG for second win of the season...Worked six scoreless innings on 7/24 @ ROM and allowed three hits in a winning decision...Only start of the season that did not go at least five innings occurred on 8/18 @ LEX (3.2 IP, 9 H, 8 ER)...Allowed eight runs on nine hits including two home runs over 3.2 IP...Pitched seven scoreless innings in next start on 8/23 v. LEX (5 H, 1 BB, 3 SO)

**2015:** Spent the entire season with the Bristol Pirates of the Appalachian League...Pitched through five innings for the first time in his career on 7/30 vs. GRN and allowed one run on two hits in a no-decision...Notched first professional win on 8/5 vs. KIN with a five-inning effort that resulted in three runs, two earned, and four hits...Won three straight appearances between 8/5-8/18 that included a relief outing on 8/10 @ JC...Threw five hitless innings on 8/18 vs. BLU and allowed an unearned run

**2014:** Spent entire season with the GCL Pirates...Made professional debut in relief on 8/13 @ GCL PHL...Threw 1.2 innings and allowed two runs, one earned...Made two more starts and allowed one run in each outing, each were no-decisions



Hinsz would be the first player born in Montana to play for the Altoona Curve

YR	CLUB	W-L	ERA	G	GS	CG	SHO	SV	IP	H	R	ER	HR	BB	SO
14	GCL Pirates (Rk.)	0-0	3.38	3	2	0	0	0	8.0	8	4	3	0	4	7
15	Bristol (Rk.)	3-4	3.79	10	9	0	0	0	38.0	37	21	16	1	23	24
16	West Virginia (A)	6-8	3.66	17	17	0	0	0	93.1	93	39	38	8	25	67
17	Bradenton (A+)	5-5	5.61	20	19	0	0	0	94.2	112	60	59	9	31	52
<b>MiLB Totals (4 Seasons)</b>		<b>14-17</b>	<b>4.46</b>	<b>50</b>	<b>47</b>	<b>0</b>	<b>0</b>	<b>0</b>	<b>234.0</b>	<b>250</b>	<b>124</b>	<b>116</b>	<b>18</b>	<b>83</b>	<b>150</b>

# CASEY HUGHSTON

OUTFIELDER

**HEIGHT/WEIGHT:** 6-1/218  
**BIRTHPLACE:** Mobile, Ala.  
**BORN:** June 9, 1994  
**ACQUIRED:** 3rd round (2015)

**BATS/THROWS:** Left/Right  
**RESIDES:** Mobile, Ala.  
**AGE:** 23 (Turns 24 on June 9)  
**SCHOOL:** University of Alabama

### CAREER HIGHS

**HITS:** 4, 8/16/16 (WVP @ LEX)  
**RUNS:** 4, 8/16/16 (WVP @ LEX)  
**HOME RUNS:** 1, 21x, last - 9/1/17 (BRD @ CHA)  
**RBI:** 4, 2x, last - 5/13/17 (BRD vs. PMB)  
**STOLEN BASES:** 3, 6/12/17 (BRD vs. TAM)  
**HITTING STREAK:** 9 games (7/29/15-8/8/15)

### AWARDS & HONORS

New York-Penn League Player of the Week (8/10/15)  
 2017 Florida State League Mid-Season All-Star

### PROSPECT RANKINGS

2015 MLB.com No. 21 Pirates prospect  
 2016 Baseball America No. 26 Pirates prospect



@caseyhugh7

**CAREER TRANSACTIONS:** Selected in the third round (96th overall) by the Pittsburgh Pirates in the 2015 MLB Draft out of the University of Alabama...Signed on June 18, 2015

**CURVE CUTS:** Casey Brannon Hughston...Graduated from Baker High School in Mobile, Ala. in 2013...Three-time all-state honors and two-time first team all-area selection...Hit .406 as a senior with seven home runs and 26 RBIs...As a junior, hit .391 with 16 doubles, four home runs and 29 RBIs... Set a school record with nine home runs as a sophomore with a .365 batting average, 10 doubles and 39 RBIs...Attended the University of Alabama, the same alma mater as his father...In two seasons with the Crimson Tide, he hit .306 with 12 home runs (two grand slams), 21 doubles, six triples and 69 RBIs in 112 games...Led Alabama in hits (78) and RBIs in 2015 while finishing second with a .332 batting average... Played for the Willmar Stingers of the Northwoods League in the summer of 2014...Drafted on his 21st birthday (June 9, 2015) as a draft-eligible sophomore...Became the second highest draft choice in the history of Alabama's baseball program behind Joe Vitello, who was the seventh overall pick by the Kansas City Royals in 1991...Considered the "Best Defensive Outfielder" in the Pittsburgh system by Baseball America prior to the 2017 and 2018 seasons

**2017:** Began season with the A-Adv. Bradenton Marauders... Hit .312 through the month of April with a home run, six doubles, two triples and 12 RBIs...Hit a three-run home run on 5/13 vs. Palm Beach and totaled four RBIs...Carried a season-best eight-game hitting streak through the all-star break from 6/1-6/15, going 9-for-22 (.409) over that stretch... One of nine players to represent Bradenton in the Florida State League All-Star Game...Went 0-for-2 at the plate as the starting center fielder for the FSL South All-Stars...Hit .393 (11-for-28) with four multi-hit games and two home runs over an eight-game homestand for the Marauders vs. Charlotte and Daytona from 8/10-8/17...Promoted to Double-A Altoona on 9/3 and made his debut on the same day for the Curve... Hit a two-run triple in the Curve's 6-0 win vs. Harrisburg on 9/3...Appeared in five Eastern League playoff games for the Curve...Went 0-for-5 with a run scored after a hit-by-pitch in Game 1 of the ELCS at Trenton on 9/12...Played 116 total games between Bradenton and Altoona, tied for ninth in the Pirates system...Tallied 150 total strikeouts, the most among Pirates minor leaguers, and 10 triples were second-highest total...Led the Florida State League in triples with nine and had the third-highest amount of strikeouts (147)

**2016:** Spent the entire season with Single-A West Virginia Power of the South Atlantic League...Hit .147 (19-for-129) over first 34 games and was sent to extended spring training for a month on 5/21...Returned to the Power on 6/16 and went 6-for-12 with two doubles over first three games...Hit .311 (14-for-45) over 11 games in June...Career-best 4-for-5 with four runs scored, two doubles and a home run on 8/16 @ LEX...Homered again in next game played on 8/18 @ LEX

**2015:** Began professional career with the short-season West Virginia Black Bears...Went 0-for-4 in debut on 6/22 @ WVI but collected an RBI on a groundout...Tripled for first professional hit on 6/28 vs. HVL...Recorded career-best nine-game hitting streak between 7/29-8/8 and went 17-for-34 (.500) at the plate...Hit first professional home run on 8/5 vs. AUB... Earned New York-Penn League Player of the Week honors for the week of 8/4-8/10 and went 9-for-22 at the plate... Totaled seven RBIs in the last two games of the regular season including a three-run homer in the final game...Hit .211 (4-for-19) in the New York-Penn League playoffs...Hit the go-ahead, two-run home run in the top of the ninth as West Virginia defeated Staten Island 3-1 and completed the two-game sweep for the New York-Penn League championship on 9/15



Hughston was selected as a Florida State League Mid-Season All-Star in 2017 and participated in the home run derby in Lakeland on June 17

YR	CLUB	AVG	G	AB	R	H	TB	2B	3B	HR	RBI	BB	SO	SB	CS
15	West Virginia (A-)	.224	61	219	23	49	68	9	2	2	28	13	71	4	1
16	West Virginia (A)	.190	102	400	49	76	134	11	7	11	35	30	154	16	8
17	Bradenton (A+)	.248	114	400	52	99	157	16	9	8	41	29	147	15	8
	Altoona (AA)	.200	2	5	0	1	3	0	1	0	2	0	3	0	0
	2017 Totals (A+/AA)	.247	116	405	52	100	160	16	10	8	43	29	150	15	8
	MiLB Totals (3 seasons)	.220	279	1024	124	225	362	36	19	21	106	72	375	35	17

A  
 ORGANIZATION  
 2018 CURVE  
 HISTORY RECORDS  
 EASTERN LEAGUE  
 PIRATES ORGANIZATION  
 GENERAL INFORMATION

# BRALIN JACKSON | OUTFIELDER

**HEIGHT/WEIGHT:** 6-2/183  
**BIRTHPLACE:** Independence, Mo.  
**BORN:** December 2, 1993  
**ACQUIRED:** MiLB Free Agent (2017)

**BATS/THROWS:** Right/Left  
**RESIDES:** Raytown, Mo.  
**AGE:** 24 (Turns 25 on December 2)  
**SCHOOL:** Raystown South (Mo.) HS



**CAREER HIGHS**  
**HITS:** 4, 2x, last – 7/12/14 (HV vs. BAT)  
**RUNS:** 3, 6/26/14 (HV vs. SI)  
**HOME RUNS:** 1, 10x, last – 7/1/16 (CHA @ BRD)  
**RBI:** 4, 2x, last – 5/2/15 (BG @ LAN)  
**STOLEN BASES:** 2, 3x, last – 4/15/16 (CHA @ TAM)  
**HITTING STREAK:** 14 games (5/21/15-6/6/15)

  
**@Jacks\_OnTheRise**

**AWARDS & HONORS**  
 2014 New York-Penn League Mid-Season All-Star

**CAREER TRANSACTIONS:** Selected in the fifth round (182nd overall) by the Tampa Bay Rays in the 2012 MLB Draft out of Raytown South (Mo.) High School...Signed June 13, 2012...Released by the Tampa Bay Rays on December 15, 2016...Signed by the Pittsburgh Pirates as a minor league free agent on November 30, 2017

**CURVE CUTS:** Bralin Joseph Jackson...Regarded as the top-ranked high school player in Missouri by ESPN.com and Perfect Game while Baseball American placed him third prior to the 2012 draft...Committed to play college baseball at the University of Missouri before signing with the Rays...2017 Frontier League All-Star Game MVP

**2017:** Played for the Washington Wild Things of the independent Frontier League...Led Washington in hits (114), home runs (16) and RBIs (76)...16 home runs were fifth-best in the Frontier League and 76 RBIs were second in the league...Hit a second-inning grand slam on 6/6 at River City...Named a Frontier League All-Star and earned All-Star Game MVP by going 2-for-4 at the plate with a two-run double during the East Division's 4-1 victory on 7/12...Went on a 12-game hitting streak after the all-star break and posted a .442 (23-for-52) average from 7/15-7/27...Went 3-for-4 with two home runs and a season-high five RBIs on 6/16 vs. Windy City...Rode a second 12-game hitting streak from 8/26-9/8 with a .383 (18-for-47) batting average over that stretch

**2016:** Began the year with the A-Adv. Charlotte Stone Crabs of the Florida State League...Homered in first at-bat of the season on 4/7 @ PMB and went 2-for-4...Hit safely in the first five games, hitting .300 (6-for-20)...Hit .281 (32-for-114) over first 29 games of the season through 5/12 and posted a .160 (19-for-119) average over last 36 games...Landed on the DL in early August and rehabbed with the GCL Rays from 8/23-9/1...Returned to Charlotte for the final game of the season on 9/4 at Palm Beach...Released by the Rays following the season

**2015:** First full-season assignment with the Single-A Bowling Green Hot Rods and posted career-bests in games played (116) and doubles (19)...Reached base safely in 21 of the first 24 games and carried a .352 on-base percentage through 5/7...Went 3-for-5 with a career-best four RBIs on 5/2 @ LAN...Delivered 10 RBIs over six consecutive games with at least one RBI from 5/1-5/6...Compiled a career-best 14-game hitting streak from 5/21-6/6 and hit .471 (24-for-51) with six doubles, a triple, a home run, five RBIs and seven walks for a .534 on-base percentage during the streak...Hitting streak was tied for the ninth-longest during the Midwest League season...Nine of 14 games were multi-hit performances...Doubled in four consecutive games between 5/23-5/26...Hit safely in eight straight games from

6/8-6/17 with five multi-hit games and a .483 (14-for-29) average...Bumped batting average up from .250 to .330 between 5/21-6/17 by going 38-for-83 (.458) with seven doubles, a triple, two homers and 10 RBIs in 23 games...Rattled off hits in 11 straight games from 7/10-7/31...Hit .173 (18-for-104) over final 31 games for the Hot Rods...Played winter ball with the Brisbane Bandits of the Australian Baseball League and hit .264 with three homers, 19 RBIs, nine doubles and two triples

**2014:** Played the entire season with short-season Hudson Valley in the New York-Penn League...Led league outfielders with 159 putouts and 168 total chances...Put together two four-hit games in three days on 7/12 and 7/14 v. BAT...First occurred on 7/12 with a 4-for-5 performance...Miss cycle by a home run with a 4-for-6 game including two doubles, a triple, four RBIs and two runs scored...Hit three doubles in a 3-for-5 contest on 7/22 v. SC...Doubled in three straight games from 7/26-7/28...Totaled 12 of 13 doubles during the month of July...Started in right field for the NYPL North All-Stars and went 1-for-2 and scored the lone run for his squad in the 1-1 tie...Played in all three playoff games for the Renegades and went 3-for-10 with a double...Hudson Valley was eliminated in the first round by eventual-league champion State College Spikes

**2013:** Played the entire season for short-season Princeton Rays of the Appalachian League...Hit first professional home run on 6/27 @ ELZ...On-base streak of 27 games was the second-longest in the Appalachian League from 7/29-8/28...Worked four walks on 8/15 @ BLU

**2012:** Spent season with GCL Rays...Made professional debut on 6/28 @ TWI and went 0-for-4...Collected first career hits on 6/29 @ ORI (2) during a 3-for-4 performance



Jackson spent five seasons in the Tampa Bay Rays organization from 2012-2016

YR	CLUB	AVG	G	AB	R	H	TB	2B	3B	HR	RBI	BB	SO	SB	CS
12	GCL Rays (Rk.)	.253	39	146	16	37	50	5	4	0	11	6	39	5	3
13	Princeton (Rk.)	.216	60	231	20	50	69	4	3	3	16	19	56	11	5
14	Hudson Valley (A-)	.279	62	229	37	64	88	13	4	1	23	25	64	17	4
15	Bowling Green (A)	.274	116	413	45	113	147	19	3	3	41	37	84	14	16
16	GCL Rays (Rk.)	.364	6	22	4	8	11	3	0	0	1	2	4	0	2
	Charlotte (A+)	.219	65	233	22	51	67	7	0	3	17	18	59	6	5
	2016 Totals (Rk./A+)	.231	71	255	26	59	78	10	0	3	18	20	63	6	7
17	Washington (Ind.)	.294	95	388	61	114	185	17	3	16	76	18	69	8	2
	<b>MiLB Totals (5 seasons)</b>	<b>.254</b>	<b>348</b>	<b>1274</b>	<b>144</b>	<b>323</b>	<b>432</b>	<b>51</b>	<b>14</b>	<b>10</b>	<b>109</b>	<b>107</b>	<b>306</b>	<b>53</b>	<b>35</b>
	<b>Independent Totals (1 season)</b>	<b>.294</b>	<b>95</b>	<b>388</b>	<b>61</b>	<b>114</b>	<b>185</b>	<b>17</b>	<b>34</b>	<b>3</b>	<b>9</b>	<b>16</b>	<b>64</b>	<b>76</b>	<b>18</b>

# JIN-DE JHANG CATCHER

**HEIGHT/WEIGHT:** 5-9/225  
**BIRTHPLACE:** Taitung City, Taiwan  
**BORN:** May 17, 1993  
**ACQUIRED:** International Free Agent (2011)

**BATS/THROWS:** Left/Right  
**RESIDES:** Taichun City, Taiwan  
**AGE:** 24 (Turns 25 on May 17)



**CAREER HIGHS**  
**HITS:** 3, 18x, last – 9/2/17 (ALT vs. HBG)  
**RUNS:** 3, 2x, last – 7/2/15 (BRD vs. CHA)  
**HOME RUNS:** 2, 8/18/13 (JAM vs. AUB)  
**RBI:** 6, 8/18/13 (JAM vs. AUB)  
**STOLEN BASES:** 1, 8x, last – 8/8/17 (ALT vs. REA)  
**HITTING STREAK:** 13 games (4/13/15-5/1/15)

### AWARDS & HONORS

- 2012 Gulf Coast League Post-Season All-Star
- 2013 New York-Penn League Mid-Season All-Star
- 2013 Topps Short-Season/Rookie All-Star
- 2015 Florida State League Mid-Season All-Star

### PROSPECT RANKINGS

- 2013 Baseball America No. 27/MLB.com No. 27 Pirates prospect
- 2014 Baseball America No. 24 Pirates prospect
- 2017 Baseball America No. 27 Pirates prospect

**CAREER TRANSACTIONS:** Signed as an international free agent by Pirates on June 10, 2011

**CURVE CUTS:** Jin-De Jhang...From Taitung City, Taiwan... Primarily played third base during amateur career...Played for Taiwan in the 2013 Baseball Challenge: Japan vs. Taiwan series November 8-10, 2013...Played for Taiwan in the 2014 Asian games, going 4-for-8 in the series playing in games against Hong Kong, Thailand and South Korea...Played for Taiwan in the inaugural WSBC Premier 12 tournament in November 2015, played in Taiwan and Japan, where he caught three stolen base attempts in one game against Cuba on November 13... His younger brother, Yu-Cheng Chang, is a middle infielder in the Cleveland Indians minor league system

**2017:** Attended spring training as a major league non-roster invitee...Missed start of season with oblique strain...Activated with Double-A Altoona on 5/19...Made season debut on 5/20 and went 1-for-4 with a double...Threw out two stolen base attempts on 5/29 @ ERI...Hit .069 (1/21) from 5/23-5/30 in first six games...Collected first three-hit game on 6/9 @ RIC...Hit .184 through 7/7 in 31 games...Hit .386 (17/44) with four doubles, a homer and nine RBIs in 11 games from 7/8-7/26, raising season average from .180 to .235...Threw out 53.1 percent (17/32) of base stealing attempts through July 26, best in the league...Recorded five two-hit games over six games from 7/17-7/24...Hit 2-for-5 with a three-run homer and two-run triple with season-best five RBIs on 8/3 v. ERI, the most RBI for a Curve player in a game in 2017...Led off ninth with pinch-hit single and scored tying run to force extra innings on 8/13 v. TRN...Had 12 multi-hit games over final 34 regular-season starts...Hit .275 (41/149) with three homers, six doubles, two triples and 18 RBIs in 40 games from 7/8-9/4... Tripled and drove in two runs in Game 3 of the Division Series on 9/9 v. BOW...Had two hits, worked a walk and scored two runs in ELCS Game 2 win on 9/13 @ TRN...Drove go-ahead, three-run triple in fifth inning to put Curve ahead in 4-2 win in Game 3 of the ELCS on 9/14 v. TRN as Curve locked up Eastern League championship...Threw out 25 of 53 base stealing attempts (47%) during the regular season...Led all Eastern League catchers with 11 double plays turned

**2016:** Knocked a pair of doubles in each of his first two at-bats of the year in Double-A debut on 4/8 v. HAR...Hit first career Double-A home run on 5/5 @ ERI in second inning, his only homer of the season...Hit go-ahead, two-run double in the ninth in 7-6, comeback win on 5/14 @ RIC (Curve scored six runs in ninth with two outs), and finished game with season-high three

RBI...Drove in game-tying run on 6/16 v. NH with double... Went on a 10-game hitting streak from 5/26-6/26...Saw 10-game hitting streak come to an end on 6/27 vs. BIN after flying out in pinch-hit appearance in the ninth inning...Promoted to Triple-A Indianapolis from 7/4-7/28, his first career stint above Double-A, and played in six games...Returned to Altoona roster on 7/29...Doubled home two runs in the first inning on 8/11 v. HAR...Doubled twice on 8/23 @ HAR...Hit .313 (21/67) in August with five doubles and seven RBIs...Hit .286 (4/14) in ELDS...Went 3-for-5 with two doubles and two RBIs in Game 1 of the ELDS on 9/7 v. AKR

**2015:** Spent entire season with A-Adv. Bradenton for the second consecutive year...Played a career-best 99 games...Split time at catcher with Reese McGuire...Hit .426 over 15 games in April...Batted .306 in the first half of the season...Selected for Florida State League All-Star Game...Hit a walk-off home run in the bottom of the tenth to beat Palm Beach on 9/1, the only walk-off homer for the Marauders in 2015...Threw out 22% of base stealing attempts...Ranked seventh in the FSL in hitting

**2014:** Spent entire season with A-Adv. Bradenton...Shared catching duties with Jacob Stallings...Hit .196 in April and .164 in May...Recovered to hit .279 with a home run and five RBIs over 12 games in June...After hitting .197 in the first half of the season, posted a .244 average in the second half...Threw out 32 percent of base stealing attempts

**2013:** Played 53 games for short-season Jamestown...Primary catcher for the Jammers...Began season with five-game hitting streak from 6/17-6/23...Hit a home run in three consecutive games from 6/18-6/21...Totaled eight RBIs over first five games...Named to NYPL National League All-Star roster... Recorded first multi-home run game on 8/18 against Auburn... Drove in a career-best six runs on 8/18...Threw out 47% of opposing base stealers...Finished with the third-most RBIs on the team (34) behind Edwin Espinal and Harold Ramirez...Named 2013 Topps Short-Season/Rookie All-Star

**2012:** Spent season with GCL Pirates...Split catcher duties with Wyatt Mathisen...Made professional debut on 6/18 against the GCL Blue Jays...Drove in a run, scored and stole a base in his 6/18 debut...Compiled three three-hit games on 6/22, 7/4 and 7/26...Hit first career home run on 8/14...Committed zero errors in 36 games at catcher...Led all GCL catchers with a 1,000 fielding percentage...Threw out 28 percent of base stealing attempts against him...Ranked as Baseball America's 19th-best prospect in the GCL

YR	CLUB	AVG	G	AB	R	H	TB	2B	3B	HR	RBI	BB	SO	SB	CS
12	GCL Pirates (Rk.)	.305	43	128	12	39	51	5	2	1	23	14	16	1	1
13	Jamestown (A-)	.277	53	184	22	51	76	8	1	5	34	17	24	0	1
14	Bradenton (A+)	.219	77	269	29	59	81	12	2	2	35	15	36	3	0
15	Bradenton (A+)	.292	99	370	45	108	141	16	1	5	41	22	43	2	4
16	Altoona (AA)	.298	54	188	20	56	72	13	0	1	21	11	12	1	0
	Indianapolis (AAA)	.200	6	20	2	4	5	1	0	0	2	1	2	0	0
	2016 Totals (AA/AAA)	.288	60	208	22	60	77	14	0	1	23	12	14	1	0
17	Altoona (AA)	.231	72	273	29	63	85	9	2	3	25	17	24	1	0
	<b>MiLB Totals (6 seasons)</b>	<b>.265</b>	<b>404</b>	<b>1432</b>	<b>159</b>	<b>380</b>	<b>511</b>	<b>64</b>	<b>8</b>	<b>17</b>	<b>181</b>	<b>97</b>	<b>157</b>	<b>8</b>	<b>6</b>

**A**  
 ORGANIZATION  
 2018 CURVE  
 HISTORY RECORDS  
 EASTERN LEAGUE  
 PIRATES ORGANIZATION  
 GENERAL INFORMATION

# MITCH KELLER | RIGHT-HANDED PITCHER

**HEIGHT/WEIGHT:** 6-2/205  
**BIRTHPLACE:** Cedar Rapids, Iowa  
**BORN:** April 4, 1996  
**ACQUIRED:** 2nd round (2014)

**BATS/THROWS:** Right/Right  
**RESIDES:** Cedar Rapids, Iowa  
**AGE:** 22  
**SCHOOL:** Xavier (Iowa) HS

**CAREER HIGHS**  
**IP (START):** 7.0, 8x, last - 7/25/17 (BRD @ STL)  
**IP (RELIEF):** 3.0, 7/11/14 (GCL PIR vs. GCL PHL)  
**RUNS ALLOWED:** 7, 2x, last - 7/15/17 (BRD @ DUN)  
**WALKS:** 5, 2x, last - 7/15/17 (BRD @ DUN)  
**STRIKEOUTS:** 11, 9/1/17 (ALT vs. HAR)  
**MOST HITS ALLOWED:** 10, 2x, last - 8/1/16 (WVP @ HAG)



### AWARDS & HONORS

- South Atlantic League Pitcher of the Week (4/17/16)
- South Atlantic League Player of the Month (4/16)
- 2016 South Atlantic League Mid-Season All-Star
- 2016 South Atlantic League Post-Season All-Star
- 2016 South Atlantic League Most Outstanding Pitcher
- 2016 Baseball America Low Class A All-Star
- 2016 Baseball America Minor League All-Star
- 2016 MiLB.com Fans' Choice Breakout Prospect
- Florida State League Pitcher of the Week (5/7/17)
- 2017 Florida State League Mid-Season All-Star
- 2017 Eastern League Postseason MVP
- 2017 MiLB.com Pittsburgh Organization All-Star
- 2017 Arizona Fall League Rising Stars
- 2017 Arizona Fall League All-Prospect Team
- Arizona Fall League Pitcher of the Week (11/4/17)

### PROSPECT RANKINGS

- 2014 MLB.com No. 10 Pirates prospect
- 2014 Baseball America No. 13 GCL prospect
- 2015 Baseball America No. 9/MLB.com No. 13 Pirates prospect
- 2016 Baseball America No. 18/MLB.com No. 14 Pirates prospect
- 2016 Baseball America No. 2 South Atlantic League prospect
- 2017 Baseball America No. 2/MLB.com No. 4 Pirates prospect
- 2017 Baseball America No. 22/MLB.com No. 48 overall prospect
- 2017 Baseball America No. 3 Florida State League prospect
- 2018 Baseball America No. 1/MLB.com No. 1 Pirates prospect
- 2018 MLB.com No. 5 RHP prospect
- 2018 Baseball America No. 12/MLB.com No. 15 overall prospect

**CAREER TRANSACTIONS...** Selected by the Pittsburgh Pirates in the second round (64th overall) of the 2014 MLB Draft out of Xavier (Iowa) High School

**CURVE CUTS:** Mitch Thomas Keller...Attended Xavier High School in Cedar Rapids, Iowa, the same school that produced outfielder Ryan Sweeney...Was ranked as the No. 1 baseball prospect in the entire state of Iowa and ranked No. 31 of all prospects nationally by Perfect Game...Central All Region 1st Team his senior year in 2014...Added nearly 10 mph to his fastball between his junior and senior seasons...3.7 GPA throughout high school...Was committed to play collegiately at the University of North Carolina, but decided to forgo his scholarship after signing with the Pirates after the team selected him in the 2nd round of the 2014 draft...Helped victims when flooding struck southern West Virginia when he played for the Power in 2016...Named as having the "Best Curveball" in the Pirates organization by Baseball America entering the 2017 season...Older brother Jon Keller is a right-handed pitcher in the Colorado Rockies organization and played in the Eastern League for Bowie from 2015-17

**2017:** Began season with A-Adv. Bradenton...Entered season as Pirates' No. 2 prospect, No. 22 prospect in baseball and No. 6 RHP prospect by MLB.com...Allowed five earned runs in 2.1 IP in season debut on 4/8 v. CHA...Recorded nine strikeouts in back-to-back seven-inning starts on 4/30 @ CHA and 5/5 v. DUN...Matched career high with seven runs allowed on 7/15 @ DUN (3.1 IP, 8 H, 5 BB)...Named Florida State League Mid-Season All-Star...Promoted to Double-A Altoona on 8/5...Made Double-A debut on 8/6 @ TRN and allowed two runs in the fifth inning in no-decision...Pitched first game double-header on 8/12 v. TRN and allowed two runs in the sixth inning with two outs in no-decision with nine strikeouts...Picked up first Double-A loss on 8/17 @ POR after allowing two runs over six innings for the third straight start and added eight strikeouts as Curve were shut out 2-0...Allowed a Double-A high four earned runs in his last outing in loss on 8/27 v. BOW...Recorded a career-high 11 strikeouts over six scoreless innings in a win on 9/1 v. HAR in last regular-season start becoming first Curve pitcher to record 11 or more strikeouts in a start since Tyler Glasnow in July 2015, the 11th all-time outing for a Curve pitcher with 11 or more strikeouts...Threw 90 pitches and faced the minimum in a nine-inning, complete-game shutout over the Baysox in Game 1 of the Western Division Series on 9/7 with one hit, two walks and four strikeouts, the first time a Curve pitcher has faced the minimum in a complete game and the longest outing of Keller's career...Pitched championship-clinching Game 3 of the ELCS on 9/14 v. TRN, allowing two runs (both in the second inning) over

7.1 innings on four hits with one walk and eight strikeouts in 4-2 win...Named Eastern League Postseason Most Valuable Player after going 2-0 with a 1.10 ERA in two playoff starts...Ranked by MLB.com as Pirates' No. 2 prospect following season...Ranked tied for tenth in Pirates organization with eight total wins, seventh with 3.03 overall ERA, tied for tenth with 23 total starts and fourth with 116 total strikeouts between three levels

**2016:** Started season with Single-A West Virginia...Allowed three earned runs over his first 41 IP (0.79 ERA) to start the season...Set career-high mark in strikeouts (10) twice, in just five innings each time on 4/11 against Greenville and 4/22 against Lexington, respectively...Averaged more than one strikeout per inning with the Power, punching out 131 in 124.1 IP...Opponents hit .211 against him...Allowed three earned runs in five August starts, spanning 26.2 IP (1.01 ERA)...Voted the South Atlantic League's best pitcher by managers and scouts...Also ranked as the league's second best prospect by Baseball America...Closed time with West Virginia on a 23-inning scoreless streak...Promoted to A-Adv. Bradenton on 8/30...Made one start with the Marauders on 8/30 against Jupiter and threw six shutout innings, striking out seven...Was named Pittsburgh's Minor League Pitcher of the Year...Was named to the South Atlantic League's mid- and post-season All-Star teams...Was the starter and winner for the North Division in the South Atlantic League All-Star game on 6/21...Also named South Atlantic League's Most Outstanding Pitcher...Finished third in West Virginia single-season history in strikeouts, trailing only Tyler Glasnow (164 in 2013) and Will Inman (134 in 2006)...Ranked second among Pirates minor leaguers in strikeouts and fourth in ERA...Finished year with a 29-inning scoreless streak

**2015:** Spent season with short-season Bristol...Appeared in just six games...Did not debut until 8/2 because of a "forearm tightness"....Had just one outing in which he did not allow an earned run...Gave up a career-high seven runs in two innings against Princeton on 8/21...Opponents batted .309 against him...left-handed hitters pitched a .355 average against him, while right-handers hit .280

**2014:** Spent season at GCL Pirates after signing in mid-June...Appeared in nine games (eight starts)...Made professional debut on 7/5, starting against the GCL Braves and pitching two shut-out innings while striking out two...Longest outing of the season was start against GCL Yankees on 8/18, in which he tossed 4.1 inning of one-run ball, striking out six...Accumulated a 1.76 ERA in four starts in August, spanning over 15.1 IP and striking out 17

YR	CLUB	W-L	ERA	G	GS	CG	SHO	SV	IP	H	R	ER	HR	BB	SO
14	GCL Pirates (Rk.)	0-0	1.98	9	8	0	0	0	27.1	19	8	6	0	13	29
15	Bristol (Rk.)	0-3	5.49	6	6	0	0	0	19.2	25	18	12	1	16	25
16	West Virginia (A)	8-5	2.46	23	23	0	0	0	124.1	96	36	34	4	18	131
	Bradenton (A+)	1-0	0.00	1	1	0	0	0	6.0	5	0	0	0	1	7
	2016 Totals (A/A+)	9-5	2.35	24	24	0	0	0	130.1	101	36	34	4	19	138
17	West Virginia (A-)	0-0	0.00	2	2	0	0	0	4.0	2	0	0	0	1	7
	Bradenton (A+)	6-3	3.14	15	15	0	0	0	77.1	57	29	27	5	20	64
	Altoona (AA)	2-2	3.12	6	6	0	0	0	34.2	25	14	12	2	11	45
	2017 Totals (A-/A+/AA)	8-5	3.03	23	23	0	0	0	116.0	84	43	39	7	32	116
	<b>MLIB Totals (4 seasons)</b>	<b>17-13</b>	<b>2.79</b>	<b>62</b>	<b>61</b>	<b>0</b>	<b>0</b>	<b>0</b>	<b>293.1</b>	<b>229</b>	<b>105</b>	<b>91</b>	<b>12</b>	<b>80</b>	<b>308</b>

ORGANIZATION  
 2018 CURVE  
 HISTORY \ RECORDS  
 EASTERN LEAGUE  
 PIRATES ORGANIZATION  
 GENERAL INFORMATION

# CHRISTIAN KELLEY | CATCHER

**HEIGHT/WEIGHT:** 5-10/190  
**BIRTHPLACE:** Upland, Calif.  
**BORN:** September 23, 1993  
**ACQUIRED:** 11th round (2015)

**BATS/THROWS:** Right/Right  
**RESIDES:** Chino, Calif.  
**AGE:** 24 (Turns 25 on September 23)  
**SCHOOL:** Cal Poly Pomona



## CAREER HIGHS

**HITS:** 4, 5/13/17 (BRD vs. PMB)  
**RUNS:** 2, 10x, last - 5/28/17 (BRD @ JUP)  
**HOME RUNS:** 1, 4x, last - 6/9/17 (BRD @ DUN)  
**RBI:** 3, 4x, last - 5/26/17 (BRD @ JUP)  
**STOLEN BASES:** 1, 5/13/17 (BRD vs. PMB)  
**HITTING STREAK:** 9 games, 7/24/17-8/7/17

## AWARDS & HONORS

2017 Florida State League Mid-Season All-Star

**CAREER TRANSACTIONS:** Drafted in the 11th round (337th overall) by the Pittsburgh Pirates in the 2015 Draft out of Cal Poly Pomona...signed June 18, 2015


**CURVE CUTS:** Christian Dane Kelley...Non-roster invitee to Major League Spring Training with the Pirates in 2017 and 2018...Won minor league championships during his first two professional seasons (New York-Penn League in 2015 with West Virginia Black Bears and Florida State League in 2016 with Braden Marauders)...Graduated from Don Lugo High School in Chino, CA in 2012...Recognized by Mt. Baldy League with second-team honors as a junior...Hit .434 with three home runs and 31 RBI during his senior season to help his Don Lugo team to the Mt. Baldy League title and league MVP...Redshirted at UC Santa Barbara in 2013...Transferred to California Polytechnic State University, Pomona where he played for the Division II Broncos in 2014 and 2015...Recorded 65 at-bats during his freshman season, hitting .200 over 39 games...Hit .341 (second-best on the team) as a sophomore with 11 doubles and one home run...First Team All-California Collegiate Athletic Association in 2015...Majored in Kinesiology at Cal Poly Pomona...Third Pirates draft pick from Cal Poly Pomona (Mitchell Page-1973; Aaron Edwards-1994)...Regarded as "Best Defensive Catcher" in the Pirates' system by *Baseball America* entering the 2018 season

**2017:** Spent entire season with A-Adv. Bradenton...Put together the best month of his pro career in May by hitting .346 with 16 RBI...Collected three hits and a home run on 5/5 vs. DUN...First career four-hit game occurred on 5/13 vs. PMB...Earned his first all-star selection...Started at catcher for the FSL South All-Stars and went 0-for-1...Led Florida State League catchers in games caught (89), total chances (757), putouts (653), and assists (97)...Hit .243 over a career-high 92 games played...Also set new career-best totals in hits (79), RBI (39) and walks (39)

**2016:** Began season with Single-A West Virginia Power...Hit first professional home run on 7/20 v. CSC...Recorded his first three-hit game on 6/6 vs. DEL that was highlighted by a pair of doubles...Promoted to Bradenton for the remainder of the

season on August 10 and hit safely in eight of his first nine games for the Marauders, including the first seven straight...Saw action in two Florida State League playoff games and went a combined 1-for-6 at the plate with two RBI for the FSL championship-winning Marauders

**2015:** Spent the entire season with the league-champion West Virginia Black Bears...Made his professional debut on 6/21 v. MV and walked twice with a run scored in a start behind the plate...Collected his first professional hit on 6/23 @ WIL...Drove in a season-best three RBIs in his first multi-hit game as a pro on 7/2 @ SC...Went 5-for-19 at the plate during the New York-Penn League playoffs...Led New York-Penn League catchers in games (53), total chances (442), putouts (382), assists (52) and double plays (seven) during his first pro season



Kelley is rated as the "Top Defensive Catcher" in the Pittsburgh organization by *Baseball America* entering the 2018 season

YR	CLUB	AVG	G	AB	R	H	TB	2B	3B	HR	RBI	BB	SO	SB	CS
15	West Virginia (A-)	.232	56	194	30	45	47	2	0	0	21	25	43	0	0
16	West Virginia (A)	.236	77	259	26	61	79	12	0	2	28	25	55	0	5
	Bradenton (A+)	.355	9	31	7	11	13	2	0	0	5	2	9	0	0
	2016 Totals (A/A+)	.248	86	290	33	72	92	14	0	2	33	27	64	0	5
17	Bradenton (A+)	.243	92	325	27	79	96	11	0	2	39	39	80	1	6
	MiLB Totals (3 seasons)	.242	234	809	90	196	235	27	0	4	93	91	187	1	11

## BASEBALL AMERICA'S PIRATES' BEST TOOLS

Best Hitter for Average.....Kevin Newman  
 Best Power Hitter.....Jordan Luplow  
 Best Strike-Zone Discipline.....Austin Meadows  
 Fastest Baserunner.....Cole Tucker  
 Best Athlete.....Austin Meadows  
 Best Fastball.....Mitch Keller  
 Best Curveball.....Mitch Keller  
 Best Slider.....Edgar Santana

Best Changeup.....Brandon Waddell  
 Best Control.....Mitch Keller  
 Best Defensive Catcher.....Christian Kelley  
 Best Defensive Infielder.....Ke'Bryan Hayes  
 Best Infield Arm.....Oneil Cruz  
 Best Defensive Outfielder.....Casey Hughston  
 Best Outfield Arm.....Jordan Luplow

ORGANIZATION | 2018 CURVE | HISTORY | RECORDS | EASTERN LEAGUE | PIRATES ORGANIZATION | GENERAL INFORMATION

# SEAN KESELICA | LEFT-HANDED PITCHER

**HEIGHT/WEIGHT:** 6-2/200  
**BIRTHPLACE:** Summit, N.J.  
**BORN:** June 14, 1993  
**ACQUIRED:** 33rd round (2015)

**BATS/THROWS:** Left/Left  
**RESIDES:** Glen Gardner, N.J.  
**AGE:** 24 (Turns 25 on June 14)  
**SCHOOL:** Virginia Tech



### CAREER HIGHS

**IP (START):** 4.0, 6/10/17 (ALT vs. RIC)  
**IP (RELIEF):** 4.0, 5/23/16 (WVP @ CSC)  
**RUNS ALLOWED:** 4, 7/18/17 (ALT vs. HAR)  
**WALKS:** 5, 6/18/17 (ALT @ HFD)  
**STRIKEOUTS:** 7, 8/16/16 (WVP @ LEX)  
**MOST HITS ALLOWED:** 7, 6/10/17 (ALT vs. RIC)

**CAREER TRANSACTIONS:** Selected by the Pittsburgh Pirates in the 33rd round (997th overall) of the 2015 MLB Draft out of Virginia Tech

**CURVE CUTS:** Sean Michael Keselica...Has won a championship in each of his first three professional seasons (2015 with West Virginia Black Bears in short-season New York-Penn League, 2016 with Bradenton Marauders in A-Adv. Florida State League and 2017 in Double-A with the Altoona Curve)... Played first base, left field, right field and designated hitter along with pitching for the Hokies during his collegiate career...Went 10-10 with a 4.03 ERA in 40 collegiate pitching appearances (28 starts) over four seasons...Hit .294 with five homers and 92 RBIs over 190 career college games (166 starts)...Second player ever drafted by the Pirates out of Virginia Tech (George "Sandy" Hill, 36th round in 1977)...Ranked as 33rd-best player in Virginia by Baseball America entering 2015 MLB Draft...First Virginia Tech player since Larry Bowles in 2000 to surpass 100 innings pitched and 100 hits at the plate...2015 John Olerud Two-Way Player of the Year Award Watch List selection and 2015 VaSID All-State Second Team, utility for senior season with Hokies...Earned two ACC Pitcher of the Week Awards during senior season (3/13 and 3/27/15)...Went 5-4 with a 3.47 ERA in team-leading 12 starts during senior season while batting .313 with 19 RBIs...Tied for team lead with five wins and finished third on team with 55 strikeouts...One of four players on team to start all 53 games during 2014 junior season (30 at first, 17 as DH, 12 as starting pitcher and six in left field)...Batted .274 with 36 RBIs...Went 3-5 with a 4.65 ERA in 62.0 total innings (second on team)...Hit walk-off single in 11-10 win over Pittsburgh on March 15, 2014...Hit .307 with five homers (the only five of his career) and 31 RBIs during 2013 sophomore season...Went 2-1 with a 4.55 ERA in 11 outings (four starts) on the mound in sophomore campaign...Became first Virginia Tech player since 1999 to pick up a win as a starting pitcher and hit a home run in the same game when he did it on March 19, 2013 against Liberty...Pitched four relief outings as a freshman in 2012 with a total of 3.1 innings with one strikeout and one unearned run allowed...Hit .277 with a team-high four pinch hits...Majored in human development - professional helping skills at Virginia Tech...Went 10-1 with a 1.16 ERA and 121 strikeouts in 60.1 innings in 2011 senior season with the Voorhees High School Vikings, setting the school's record for wins...Batted .435 with a school-record six home runs during senior season...Vikings went 18-4, won the Skyland Conference Division championship and reached semifinals of the Central Group 2 playoffs...Named first-team all-state, all-group 2, all-west Jersey, all-conference, all-county and all-area...Named the Express Times and the Hunterdon Democrat Player of the Year in 2011...Threw a no-hitter with 12 strikeouts during his senior season in a 6-0 win over North Plainfield...Pitched a two-hit shutout in a 1-0, eight-inning win over Somerville that clinched Raritan Division title...Averaged 20 points per game in senior basketball season...Also played soccer as a freshman

**2017...**Spent entire season with Double-A Altoona...Picked up win in Double-A debut on 4/8 @ HAR (2) with two scoreless innings pitched...Worked 3.1 scoreless innings on 4/11 @ RIC, his longest relief outing of the season...Held hitters to .087 batting average in April, best among E.L. relievers...Came in with the bases loaded on 5/18 @ BIN and did not allow any inherited runners to score...Earned first save of the season on 5/20 v. ERI after retiring the SeaWolves on nine pitches...

Earned second save of the season by pitching 2.1 scoreless innings and striking out three on 5/29 @ ERI...Earned fourth win of the season after allowing one run in three innings on 6/18 @ HFD...Earned third save throwing one pitch, stranding the bases loaded on 7/26 @ REA...Earned league-leading tenth hold after allowing one run in two innings on 8/15 @ POR... Earned league-leading 11th hold after allowing a run in one inning in win on 8/23 @ HFD...Went 4-1 with a 1.88 ERA in 25 games (3 starts) prior to the All-Star Break and 0-1 with a 7.71 ERA in 17 outings after the break...Ranked first on team and second in league with 11 holds...Second on team and sixth in league with 42 games pitched...Tied for third in Pirates organization with 42 games pitched



Keselica ranked tied for third in the Pirates system with 42 games pitched in 2017 with the Curve

**2016:** Began season in extended spring training...Assigned to Single-A West Virginia Power in the South Atlantic League on May 21...Made first appearance of season on 5/23 @ CSC in long relief, allowing one earned run over career-high four innings with four strikeouts and two walks with career-high five hits allowed on career-high 77 pitching...Pitched eight consecutive scoreless outings (15.1 IP) from 5/27-6/24...Posted a 0.77 ERA through first 11 outings (2 ER/23.1 IP)...Posted 0.55 ERA in eight June outings (1 ER/16.1 IP)...Went 0-1 with a 1.84 ERA (3 ER/14.2 IP/17 SO)...Promoted to A-Adv. Bradenton on 8/30...Pitched one FSL regular-season game on 9/1 (1.0 IP, 0 H, 0 R, 0 BB, 1 SO)...Pitched ninth inning in Game 2 of the FSL Semifinals against St. Lucie on 9/7 (3 H, 1 ER, 2 SO), including game-winning strikeout of Champ Stuart to clinch Bradenton's trip to the FSL championship series...Worked an inning in Game 2 of FSL finals against Tampa on 9/10 (0 H, 0 R, 1 BB, 1 SO)

**2015:** Signed with the Pirates on 6/19...Spent entire season with short-season West Virginia Black Bears...Made professional debut on 6/26 @ AUB (1.0 IP, 0 H, 1 ER, 1 HB, 2 BB, 1 SO)... Picked up first professional loss on 7/13 @ VER (1.1 IP, 1 H, 2 ER, BB), allowing go-ahead homer in eighth to Seong-min Kim... Earned first professional win on 8/9 @ WIL with three scoreless innings and three strikeouts...Also picked up win in next outing on 8/14 v. ABD (2.0 IP, 1 H, 1 ER, 2 BB, 3 SO)...Struck out five batters in 2.0 IP in last outing of the year on 9/5 @ MV... Did not allow a hit or walk over four innings in last two outings of season with nine strikeouts

YR	CLUB	W-L	ERA	G	GS	CG	SHO	SV	IP	H	R	ER	HR	BB	SO
15	West Virginia (A-)	2-2	4.78	19	0	0	0	3	26.1	26	14	14	1	15	36
16	West Virginia (A)	2-1	1.41	24	0	0	0	2	51.0	32	8	8	1	14	54
	Bradenton (A+)	0-0	0.00	1	0	0	0	0	1.0	0	0	0	0	0	1
	2016 Totals (A/A+)	2-1	1.38	25	0	0	0	2	52.0	32	8	8	1	14	55
17	Altoona (AA)	4-2	3.54	42	3	0	0	3	73.2	67	34	29	2	39	72
	<b>MLB Totals (3 seasons)</b>	<b>8-5</b>	<b>3.02</b>	<b>86</b>	<b>3</b>	<b>0</b>	<b>0</b>	<b>8</b>	<b>152</b>	<b>125</b>	<b>56</b>	<b>51</b>	<b>4</b>	<b>68</b>	<b>163</b>

ORGANIZATION | 2018 CURVE | HISTORY | RECORDS | EASTERN LEAGUE | PIRATES ORGANIZATION | GENERAL INFORMATION

# KEVIN KRAMER

SECOND BASEMAN

**HEIGHT/WEIGHT:** 6-0/200  
**BIRTHPLACE:** Turlock, Calif.  
**BORN:** October 3, 1993  
**ACQUIRED:** 2nd round (2015)

**BATS/THROWS:** Left/Right  
**RESIDES:** Turlock, Calif.  
**AGE:** 24 (Turns 25 on October 3)  
**SCHOOL:** UCLA



@Kevin\_Kramer7

### CAREER HIGHS

**HITS:** 5, 8/24/15 (WVBB vs. BAT)  
**RUNS:** 3, 5x, last - 5/19/17 (ALT vs. ERI)  
**HOME RUNS:** 2, 4/13/17 (ALT vs. ATR)  
**RBI:** 4, 2x, last - 8/14/16 (BRD vs. FKM)  
**STOLEN BASES:** 3, 8/16/15 (WVBB @ SC)  
**HITTING STREAK:** 10 games, 2x, last - (4/7/17-4/17/17)

### AWARDS & HONORS

2017 Eastern League Mid-Season All-Star  
 2017 Arizona Fall League Rising Stars

### PROSPECT RANKINGS

2016 Baseball America No. 28 / MLB.com No. 22 Pirates prospect  
 2017 Baseball America No. 21 / MLB.com No. 21 Pirates prospect  
 2018 Baseball America No. 12 / MLB.com No. 9 Pirates prospect

**CAREER TRANSACTIONS:** Selected by the Pittsburgh Pirates in the 25th round (758th overall) in 2011 out of Turlock (Calif.) High School but did not sign...Selected by the Pittsburgh Pirates in the second round (62nd overall) of the 2015 MLB Draft out of UCLA

**CURVE CUTS:** Kevin Lowell Kramer...Attended Turlock High School in Turlock, California...Three-year varsity letter winner in baseball...Also three-year letter winner in football (quarterback)...As a senior in 2011, he batted .350 with two home runs, 30 RBI and six doubles...Three-time first-team All Central California League selection...Batted .460 with seven home runs, 30 RBI, 11 doubles and five triples as a junior in 2010...Led school to title game in 2010, collecting three home runs in the league playoffs...Helped lead the USA baseball U-16 Team to the gold medal in Taiwan during summer of 2009...Central California League MVP as quarterback...Passed for 1,037 yards and 15 TDs, rushed for 1,119 yards and 16 TDs as a senior...Played collegiately at UCLA...Played in 44 games (35 starts) during his freshman season in 2012...Batted .281 with 13 RBI and five doubles...Hit .316 during Pac-12 play...Led Bruins with a .385 batting average in eight postseason games...Had three hits in the 2012 College World Series...Emergded as UCLA's everyday third baseman after a strong second half in which he hit .351 over the team's final 28 games...Played and won a championship with the La Crosse Loggers of the Northwoods League in 2012...Hit .339 with five home runs and 21 RBI for the Loggers...Batted .278 during sophomore season (66 games) in 2013 with three home runs and 42 RBI with 11 doubles and two triples as UCLA won the College World Series over Mississippi State (and former Curve Adam Frazier), the school's first national championship in baseball...Played for the Orleans Firebirds of the Cape Cod League in summer 2013, where he hit .192 in 11 games with two RBIs...Missed entire 2014 season with a torn labrum in right shoulder...Returned in 2015 to play in 61 games...Hit .323 with seven home runs and 34 RBI with 14 doubles and two triples...Team captain in 2014 and 2015...Majored in history...Baseball America ranked him as the 133rd prospect heading in to the 2015 draft

**2017:** Began season with Double-A Altoona...Hit first Double-A homer on 4/8 @ HAR (1), a three-run shot...Hit by a pitch three times and walked once on 4/18 v. ERI...Hit two solo homers, including a go-ahead shot in the eighth, in the Curve's home opener on 4/13 v. AKR...Hit .464 (13/28) with three homers and seven RBIs through first eight games from 4/7-4/14...Went on a ten-game hitting streak to open the season from 4/7-4/17...Scored at least one run in eight straight games from 4/26-5/7 (11 total runs)...Hit .385 (37/96) with 17

runs scored, 10 doubles, two triples, three homers, 11 RBIs and 11 walks over first 26 games from 4/7-5/9...Went on a nine-game hitting streak from 4/30-5/11...Extended on-base streak to 29 games when intentionally walked on 5/12 v. NHM...Posted a team-best 32-game on-base streak from 4/7-5/17, one game shy of matching the franchise record...Went 3-for-4 with a homer and a double on 5/19 v. ERI...Matched season high with three RBIs on 6/1 v. AKR...Hit with a pitch from Andrew Suarez on 6/10 v. RIC (1) and was removed from game...Placed on 7-day disabled list on 6/11 with right hand fracture and missed remainder of regular season...Named as an Eastern League Mid-Season All-Star but missed All-Star Game with injury...Played one game with GCL Pirates and three games with short-season West Virginia Black Bears on rehab assignment...Added to Altoona playoff roster on 9/9 to replace injured Cole Tucker...Drove in a run with a sac fly on 9/9 v. BOW in Game 3 of Division Series...Worked bases-loaded, RBI walk in ELCS Game 2 on 9/13 @ TRN...Named as No. 9 Pirates prospect by MLB.com after season...Played for the Glendale Desert Dogs in the Arizona Fall League and hit .200 with two home runs and six RBIs in 16 games... Named to Arizona Fall League Fall Stars Game

**2016:** Spent entire season with A-Adv. Bradenton...Appeared in 118 games for the Marauders...Served as team's primary second baseman...Blasted his first career home run on 5/2 against St. Lucie...Strongest month was May, in which he hit .316 with two home runs and 16 RBI in 25 games, posting a .797 OPS...Went 3-for-4 with a home run, triple and three RBIs against Lakeland on 6/4...Drove in four runs by going 2-for-4 with two doubles against Ft. Myers on 8/14...Led Florida State League second baseman in fielding percentage (.983) and double plays (68)...Finished tied for the Florida State League lead in doubles

**2015:** Started season in short-season West Virginia...Played in 46 games for the Black Bears...Made professional debut on 6/19, went 1-for-4 with an RBI and a walk v. MHV...Hit .200 with a .486 OPS in June and .225 with a .575 OPS in July...Warmed up in August to hit .483 in 14 games with a 1.206 OPS...Notched a career-high five hits on 8/24 against Batavia by going 5-for-8 with a triple and two RBI...Strong final month earned him a promotion to Single-A West Virginia on 8/25...Went 0-for-11 in first three games with the Power before going 3-for-6 with a double, triple and two RBI against Lexington on 8/29

YR	CLUB	AVG	G	AB	R	H	TB	2B	3B	HR	RBI	BB	SO	SB	CS
15	West Virginia (A-)	.305	46	177	34	54	67	7	3	0	17	25	28	9	4
	West Virginia (A)	.240	12	50	9	12	16	2	1	0	3	5	8	3	0
	2015 Totals (A-/A)	.291	58	227	43	66	83	9	4	0	20	30	36	12	4
16	Bradenton (A+)	.277	118	444	56	123	168	29	2	4	57	48	63	3	9
17	GCL Pirates (Rk.)	.000	1	2	0	0	0	0	0	0	1	0	1	0	0
	West Virginia (A-)	.231	3	13	1	3	3	0	0	0	2	0	2	1	0
	Altoona (AA)	.297	53	202	31	60	101	17	3	6	27	17	50	7	2
	2017 Totals (Rk./A-/AA)	.290	57	217	32	63	104	17	3	6	30	17	53	8	2
	MLB Totals (3 seasons)	.284	233	888	131	252	355	55	9	10	107	95	152	23	15

ORGANIZATION  
 2018 CURVE  
 HISTORY RECORDS  
 EASTERN LEAGUE  
 PIRATES ORGANIZATION  
 GENERAL INFORMATION

# KEVIN KRAUSE

**OUTFIELDER**

**HEIGHT/WEIGHT:** 6-1/200  
**BIRTHPLACE:** Staten Island, N.Y.  
**BORN:** November 23, 1992  
**ACQUIRED:** 9th round (2014)

**BATS/THROWS:** Right/Right  
**RESIDES:** Staten Island, N.Y.  
**AGE:** 25 (Turns 26 on November 23)  
**SCHOOL:** SUNY Stony Brook



## CAREER HIGHS

**HITS:** 4, 7/23/17 (BRD vs. CLR)  
**RUNS:** 3, 2x, last – 8/14/17 (BRD vs. DBT)  
**HOME RUNS:** 2, 2x, last – 4/9/17 (BRD vs. CHA)  
**RBI:** 5, 7/13/14 (JAM vs. VER)  
**STOLEN BASES:** 2, 8/30/16 (WVBB vs. BAT)  
**HITTING STREAK:** 8 games (5/2/17-6/1/17)

## AWARDS & HONORS

2016 New York-Penn League Mid-Season All-Star  
 Florida State League Player of the Week (4/16/17)

**CAREER TRANSACTIONS:** Selected in the 9th round (281st overall) by the Pittsburgh Pirates in the 2014 draft out of Stony Brook University...Signed on June 17, 2014


**2015:** Missed the entire season to a partial UCL tear...Attempted rehabilitation but eventually had Tommy John surgery in June

**CURVE CUTS:** Kevin James Krause...Attended Tottenville High School on Staten Island and graduated in 2011...Same high school as long-time Major League pitcher Jason Marquis...Attended Stony Brook University and was a Louisville Slugger Freshman All-American in 2012...Team reached College World Series during freshman season in 2012...Played in five games with the Green Bay Bullfrogs of the Northwoods League during the 2012 summer...Missed most of sophomore season in 2013 due to a broken hamate bone...Appeared in 26 collegiate summer league games between the Harwich Mariners of the Cape Cod League and the Vermont Mountaineers of the New England Collegiate League in 2013...Returned as a junior in 2014 led the America East with eight home runs, 51 RBIs, 46 runs scored and 109 total bases while hitting .354...Louisville Slugger third-team All-American and America East Player of the Year...Hit .325 over 132 games for the SeaWolves with 11 home runs, 30 doubles and 97 RBIs...Split time as a catcher and outfielder during college career...Sixth Stony Brook player chosen in the first 10 rounds of the draft along with 2012 first-rounder Travis Jankowski, 2012 third-rounder Patrick Cantwell, 2011 fifth-rounder Nick Tropeano, 2001 third-rounder Chris Flinn and 1995 sixth-rounder Joe Nathan...First Stony Brook player drafted by the Pirates and was joined by former Stony Brook teammate Daniel Zamora, drafted by the Pirates in the 40th round of 2015...Drafted by the Pirates as a catcher and has caught 50 out of 177 total minor league games

**2017:** Spent entire season with A-Adv. Bradenton Marauders...Swatted a pair of home runs in his first Florida State League game on 4/9 vs. CHA...Homered again and scored three runs on 4/11 @ STL...Among the first Players of the Week of the season by hitting .333 (8-for-24) with three homers, a double, two triples and 6 RBIs from 4/6-4/16...Put together a career-best eight-game hitting streak from 5/2-6/1 with a .419 (13-for-31) batting average, two home runs and 10 RBIs...Spent 5/8-5/26 on the disabled list due to a hamstring injury...Went 4-for-5 with four RBIs on 7/23 vs. CLR, a career high in hits...Drove in 10 RBIs for the Marauders from 7/23-7/26 and went 9-for-16 (.563) over those four games

**2016:** Spent the entire season with short-season West Virginia Black Bears of the New York-Penn League...Hit .310 in first 11 games through 7/6...Went 0-for-1 with three walks and played catcher off the bench for the NYPL South All-Stars in the New York-Penn League All-Star Game...Hit .283 in 17 July games with one home run and eight RBIs...Recorded season-high three hits on 8/13 @ BRK...Finished fourth in the league in walks with 35...Caught 18 games and played 24 games in the outfield

**2014:** Began professional career with short-season Jamestown Jammers of the New York-Penn League...Debuted on 6/19 @ WIL and went 1-for-3 with an RBI...Hit first two pro home runs in back-to-back games on 6/22 and 6/23 vs. WIL...Homered again on 6/25 @ SC...Delivered four RBIs and doubled twice on 6/28 @ MHV...Homered twice with career-best five RBIs and went 2-for-4 on 7/13 vs. VER...Played primarily at catcher



Krause has played 89 games in right field and 50 games at catcher during his minor league career

YR	CLUB	AVG	G	AB	R	H	TB	2B	3B	HR	RBI	BB	SO	SB	CS
14	Jamestown (A-)	.276	39	134	22	37	75	9	4	7	32	16	28	6	2
16	West Virginia (A-)	.273	52	176	34	48	65	6	1	3	20	35	26	10	4
17	Bradenton (A+)	.276	86	283	36	78	130	18	2	10	43	40	47	7	4
<b>MiLB Totals (3 seasons)</b>		<b>.275</b>	<b>177</b>	<b>593</b>	<b>92</b>	<b>163</b>	<b>270</b>	<b>33</b>	<b>7</b>	<b>20</b>	<b>95</b>	<b>91</b>	<b>101</b>	<b>23</b>	<b>10</b>

# JASON MARTIN | OUTFIELDER

**HEIGHT/WEIGHT:** 5-10/185  
**BIRTHPLACE:** Corona, Calif.  
**BORN:** September 5, 1995  
**ACQUIRED:** Trade with HOU (2018)

**BATS/THROWS:** Left/Right  
**RESIDES:** Corona, Calif.  
**AGE:** 22 (Turns 23 on September 5)  
**SCHOOL:** Orange Lutheran (Calif.) HS

## CAREER HIGHS

**HITS:** 5, 5/26/16 (LAN vs. STK)  
**RUNS:** 4, 5/26/16 (LAN vs. STK)  
**HOME RUNS:** 3, 5/7/17 (BC @ MB)  
**RBI:** 6, 6/26/16 (LAN vs. STK)  
**STOLEN BASES:** 2, 9x, last - 7/5/17 (CC vs. NWA)  
**HITTING STREAK:** 16 games (7/3/14-7/21/14)



## AWARDS & HONORS

California League Player of the Week (5/29/16)  
 Texas League Player of the Week (7/23/17)

## PROSPECT RANKINGS

2017 MLB.com No. 27 Astros prospect  
 2018 Baseball America No. 19 Astros prospect  
 2018 MLB.com No. 22 Pirates prospect

**CAREER TRANSACTIONS:** Selected in the eighth round (227th overall) by the Houston Astros in the 2013 MLB Draft out of Orange Lutheran (Calif.) High School...Signed June 13, 2013...Traded to the Pittsburgh Pirates on January 13, 2018 with INF Colin Moran, RHP Joe Musgrove and RHP Michael Feliz in exchange for RHP Gerrit Cole

**CURVE CUTS:** Jason Martin...Graduated from Orange Lutheran High School in 2013...Same high school as former Pirates RHP Gerrit Cole (both involved in the Astros and Pirates five-player trade in January 2018) and Royals RHP Brandon Maurer...Committed to play college baseball at Long Beach State before signing with the Houston Astros

.560 (14-for-25) clip with four homers and 12 RBIs between 5/23-5/29...First career multi-homer game with two blasts on 6/5 vs. MOD...Hit a pair of solo home runs on 7/5 vs. VIS...Homered in three consecutive games between 8/27-8/31 with four total home runs...Hit 15 of 23 total home runs at Lancaster's home ballpark "The Hanger"...Played in six California League playoff games for the JetHawks and went a combined 6-for-24 (.250) with a league-high four home runs and nine RBIs...Lancaster defeated Rancho Cucamonga 2-1 in the CAL Mini-Series and were eliminated by eventual champion High Desert 3-1 in the CAL Division Finals...Led the Astros organization with 23 home runs, fifth in RBIs with 75, tied for third with seven triples, second with 52 extra-base hits...His 23 home runs were tied for third-most in the California League and had the second-highest slugging percentage on the circuit at .533...18 of his 23 home runs came at Lancaster or High Desert...Played in the Arizona Fall League with the Glendale Desert Dogs and hit .194 (6-for-13) in 11 games

**2015:** Played the entire season with Single-A Quad Cities River Bandits of the Midwest League...Joined the River Bandits on 5/1 @ WIS and went 1-for-3 with two RBIs in his full-season debut...Delivered a pair of triples and went 3-for-5 overall on 5/13 vs. BEL...Drove home four RBIs and went 3-for-5 on 5/18 @ CLI...Went 4-for-4 on 5/20 @ CLI...Put together a 43-game stretch hitting .315 (51-for-162) with six homers and 22 RBIs from 5/30-7/21 capped off by a 4-for-5 day @ KC...Reached base safely in 22 straight games between 7/20-8/15 that produced a .366 on-base percentage during that period...Played in one playoff game for the River Bandits, going 1-for-4 with a triple...Quad Cities was defeated in the first round of the Midwest League playoffs, 2-0 to Peoria

**2014:** Began the season with the rookie-level Greeneville Astros of the Appalachian League...Led the team in doubles (11) and triples (6, also second-best in the league) in 42 games and was named the team MVP...Had a career-best 16-game hitting streak between 7/3-7/21 (24-for-61, .393) and reached safely in 22 straight games between 6/30-7/25...Promoted to short-season Tri-City ValleyCats of the New York-Penn League on 8/10 for the remainder of the season...Debuted with the ValleyCats on 8/10 @ HV and went 3-for-5 with a triple with two runs scored...Hit his first professional home run on 8/12 vs. HV...Appeared in all five of Tri-City's New York-Penn League playoff games and went 6-for-17 (.353)...ValleyCats would lose NYPL championship series in three games to the State College Spikes

**2013:** Spent season with GCL Astros...Made professional debut with the GCL Astros on 6/21 @ BRA and went 0-for-5...Reached base in his next 19 games from 6/22-7/17 including his first professional hit on 6/24 @ TIG...Tied for fourth in runs scored (35) during the Gulf Coast League season



Martin is entering his first season in the Pittsburgh organization after being traded from Houston as part of a package for former Curve RHP Gerrit Cole

**2017:** Opened the season with the A-Adv. Buies Creek Astros of the Carolina League...Hit three home runs and five RBIs on 5/7 @ MB...Promoted to Double-A Corpus Christi of the Texas League and debuted with the Hooks on 5/30 @ SPR...Went 0-for-his-first-10 @ the plate but rattled off a 14-game hitting streak between 6/4-6/21...Hit .439 with three homers and 10 RBIs during that hitting streak, which was tied for the sixth-longest in the Texas League over the course of the year...First Double-A hit was a solo home run on 6/4 @ TUL...Hit .360 (31-for-86) with four home runs, seven doubles, two triples and 14 RBIs over the month of June, his first full month at Double-A...Named Texas League Player of the Week for 7/17-7/23 after hitting .450 (9-for-20) with three doubles, four homers and eight RBI...Hit a walk-off grand slam on 8/9 vs. TUL to cap off a six-run ninth for the Hooks and a 10-7 victory...It was the first grand slam of his professional career

**2016:** Played the entire season with the A-Adv. Lancaster JetHawks of the California League...Went 5-for-5, a career high in hits, on 5/26 vs. STK including a three-run home run with six RBIs and four runs scored...Performance boosted him to California League Player of the Week honors after hitting at a

YR	CLUB	AVG	G	AB	R	H	TB	2B	3B	HR	RBI	BB	SO	SB	CS
13	GCL Astros (Rk.)	.251	50	179	35	45	61	8	4	0	17	29	31	11	7
14	Greeneville (Rk.)	.274	42	164	32	45	68	11	6	0	21	24	30	8	6
	Tri-City (A-)	.222	21	81	7	18	26	3	1	1	2	7	13	5	3
	2014 Totals (Rk./A-)	.257	63	245	39	63	94	14	7	1	23	31	43	13	9
15	Quad Cities (A)	.270	105	396	65	107	157	12	7	8	57	47	74	14	15
16	Lancaster (A+)	.270	110	400	74	108	213	22	7	23	75	55	108	20	12
17	Buies Creek (A+)	.287	46	174	34	50	86	11	2	7	29	20	42	9	5
	Corpus Christi (AA)	.273	79	300	38	82	145	24	3	11	37	19	82	7	6
	2017 Totals (A+/AA)	.278	125	474	72	132	231	35	5	18	66	39	124	16	11
	MilB Totals (5 seasons)	.269	453	1694	285	455	756	91	30	50	238	201	380	74	54

# WYATT MATHISEN

THIRD BASEMAN

**HEIGHT/WEIGHT:** 6-0/211  
**BIRTHPLACE:** Corpus Christi, Texas  
**BORN:** December 30, 1993  
**ACQUIRED:** 2nd round (2012)

**BATS/THROWS:** Right/Right  
**RESIDES:** Corpus Christi, Texas  
**AGE:** 24 (Turns 25 on December 30)  
**SCHOOL:** Calallen (Texas) HS

### CAREER HIGHS

**HITS:** 5, 8/3/17 (ALT vs. ERI)  
**RUNS:** 3, 8/28/14 (WVP @ LEX)  
**HOME RUNS:** 1, 14x, last - 8/11/17 (ALT vs. TRN)  
**RBI:** 3, 4x, last - 6/25/16 (BRD @ CHA)  
**STOLEN BASES:** 2, 7/23/12 (GCL PIR @ GCL BLU)  
**HITTING STREAK:** 11 games, 6/18/15-7/2/15



@wmathisen\_4



### AWARDS & HONORS

2012 Gulf Coast League Post-Season All-Star  
 2017 Eastern League Mid-Season All-Star

### PROSPECT RANKINGS

2012 MLB.com No. 14 Pirates prospect  
 2012 Baseball America No. 5 GCL prospect  
 2013 Baseball America No. 15/MLB.com No. 12 Pirates prospect  
 2014 Baseball America No. 12 Pirates prospect  
 2015 Baseball America No. 22 Pirates prospect

**CAREER TRANSACTIONS:** Drafted in the second round (69th overall) of the 2012 MLB Draft out of Calallen (Texas) HS...Signed on June 11, 2012.

**CURVE CUTS:** Wyatt Lane Mathisen...Played high school baseball at Calallen High School in Corpus Christi, Texas...Hit .433 with 13 homers and 40 RBIs during senior season in 2012...Named to Texas All-State Tournament Team...Selected as the District 13-4A MVP and South Texas Player of the Year...Perfect Game and Max Preps All-American...Member of the Texas Rangers Area Code Team as a junior in 2011...Rated by Baseball America as the top high school catcher prospect, 25th-best position player and 47th-best overall prospect heading into the 2012 draft...Played multiple positions in high school, including shortstop and pitcher, but was drafted as a catcher...Had committed to the University of Texas prior to signing with the Pirates

**2017:** Spent entire season with Double-A Altoona...Hit first Double-A homer run in ninth inning on 5/22 v. AKR...Collected three straight multi-hit games from 5/17-5/19...Posted a season-best 10-game hitting streak from 5/9-5/23...Knocked walk-off single on 5/30 v. AKR in bottom of the tenth inning for a 5-4 win...Hit .380 (19/50) over 16 games from 5/9-5/30 with a homer and six RBIs, raising his batting average from .274 to .321...Hit .344 with a homer and 7 RBIs in 22 May games...Hit second homer, a two-run shot, on 6/1 v. AKR...Hit third homer five days later on 6/6 @ HAR...Clubbed fourth homer on 6/28 @ BOW...Recorded first three-hit game on 7/7 @ AKR (3-for-4, R, 2B, RBI)...Selected as an Eastern League All-Star...Starting third baseman for Western Division in Eastern League All-Star Game at New Hampshire's Northeast Delta Dental Stadium...Went 5-for-5 with five singles and two RBIs on 8/3 v. ERI, marking the 15th time a Curve player has recorded five hits in a game and matching a franchise record...Hit a triple and scored walk-off winning run on 8/12 v. TRN (1)...Ranked second on team and 16th in Eastern League with .357 on-base percentage...Reached base four times (two singles, two walks) in four plate appearances on 9/8 @ BOW in Game 2 of Western Division Series...Hit a two-run homer in sixth inning to stretch Curve lead to 6-1 in Game 3 of Western Division Series on 9/9 v. BOW

**2016:** Spent entire season in A-Adv. Bradenton, but didn't play until June due to a shoulder injury...Appeared in 36 games...Made his season debut on 6/15 and went 4-for-5 with two RBIs...Hit safely in four of his first five games...Hit his first and only home run of the season on 6/25 vs. Charlotte...Tallied a season-high three RBI on 7/14 after going 2-for-4 with two doubles...Hit .296 overall with one home run and 18 RBI with 10 doubles

**2015:** Spent entire season with A-Adv. Bradenton as the primary third baseman and played career-best 118 games played...Recorded eight-straight multi-hit games from 5/9-5/17...Had a career-best 11-game hitting streak from 6/18-7/2...Matched career high with four hits on 8/19 against St. Lucie...Hit .354 over

19 games in May...Batted .276 with 18 walks and only 11 strikeouts in August...Went 2-for-16 in September with seven strikeouts...Hit .364 (4-of-11) with the bases loaded...Led all FSL third basemen with a .946 fielding percentage...Rated by B.A. as having the Best Infield Arm in the Pirates' system



Mathisen was selected as an Eastern League Mid-Season All-Star with the Curve in 2017

**2014:** Converted from catcher to third base before the season...Spent the season with Single-A West Virginia and played in 103 games...Had just one extra-base hit in the month of April...Hit home runs in consecutive games against Greensboro on 5/2-5/3...Hit all three of his home runs for the season in the month of May...Went on the disabled list on 6/28 and missed a month after injuring leg in a collision at third base...Activated from the DL on 7/27...Knocked a career-high four-hits on 8/16 against Lexington...Hit safely in eight straight games for season-best hitting streak from 8/20-8/28...Hit .320 through 22 games in June...Hit .325 with runners on with two out and hit .320 with runners in scoring position with two out...Logged a .400 batting average against left-handed pitching

**2013:** Began season with Single-A West Virginia Power at age 19...Batted .185 over 32 games with the Power...Placed on disabled list on 5/26 with a shoulder injury and later had labrum surgery...Began rehab assignment with GCL Pirates on 8/5 and hit .409 in his eight games...Rehab assignment transferred to Jamestown on 8/19 and played seven games with the Jammers to finish the season

**2012:** Spent season with the GCL Pirates after signing...Split catching duties with Jin-De Jhang...Made pro debut on 6/18 against the GCL Blue Jays...Began career with a five-game hitting streak from 6/18-6/22...Hit first career home run on 8/20 against GCL Braves...Hit .407 with runners on base and two outs and .364 with runners in scoring position and two outs...Threw out 36% of attempted base stealers...Named to GCL Post-Season All-Star Team...Named as the fifth-best prospect in the GCL by Baseball America following the season

YR	CLUB	AVG	G	AB	R	H	TB	2B	3B	HR	RBI	BB	SO	SB	CS
12	GCL Pirates (Rk.)	.295	45	139	24	41	52	8	0	1	15	16	19	10	8
13	GCL Pirates (Rk.)	.409	8	22	5	9	10	1	0	0	3	7	2	0	0
	Jamestown (A-)	.269	8	26	4	7	7	0	0	0	3	5	7	1	0
	West Virginia (A)	.185	32	119	13	22	25	3	0	0	9	9	22	1	0
	2013 Totals (Rk./A-/A)	.228	48	167	22	38	42	4	0	0	15	21	31	2	0
14	West Virginia (A)	.280	103	375	48	105	135	17	2	3	42	33	54	6	2
15	Bradenton (A+)	.263	118	403	46	106	138	14	3	4	34	43	72	0	1
16	Bradenton (A+)	.296	36	115	13	34	47	10	0	1	18	11	21	0	1
17	Altoona (AA)	.272	114	375	43	102	137	16	2	5	31	44	75	3	2
<b>MiLB Totals (6 seasons)</b>		<b>.271</b>	<b>464</b>	<b>1574</b>	<b>196</b>	<b>426</b>	<b>551</b>	<b>69</b>	<b>7</b>	<b>14</b>	<b>155</b>	<b>168</b>	<b>272</b>	<b>21</b>	<b>14</b>


ORGANIZATION  
 2018 CURVE  
 HISTORY RECORDS  
 EASTERN LEAGUE  
 PIRATES ORGANIZATION  
 GENERAL INFORMATION

# YUNIOR MONTERO

RIGHT-HANDED PITCHER

**HEIGHT/WEIGHT:** 6-5/221  
**BIRTHPLACE:** Loma de Cabrera, D.R.  
**BORN:** February 9, 1993  
**ACQUIRED:** International Free Agent (2013)

**BATS/THROWS:** Right/Right  
**RESIDES:** Los Alcarrazo, D.R.  
**AGE:** 25



### CAREER HIGHS

**IP (START):** 5.0, 2x, last – 8/9/16 (WVP vs. GBO)  
**IP (RELIEF):** 5.0, 7/31/15 (GCL PIR vs. GCL YAN)  
**RUNS ALLOWED:** 6, 8/9/14 (GCL PIR @ GCL YAN)  
**WALKS:** 5, 6/24/16 (WVBB @ SI)  
**STRIKEOUTS:** 8, 7/29/16 (WVP vs. DEL)  
**MOST HITS ALLOWED:** 7, 7/17/16 (WVP @ HIC)

### AWARDS & HONORS

2017 Florida State League Mid-Season All-Star

**CAREER TRANSACTIONS:** Signed as an international free agent by the Pittsburgh Pirates on July 3, 2013

**CURVE CUTS:** Yunior Montero...Originally signed with the Pirates on July 20, 2010 as an international free agent...Did not pitch professionally in 2012 or 2013 after his first two contracts were voided by Major League Baseball with difficulty validating identification and age

**2017:** Spent first full-season with A-Adv. Bradenton Marauders...Received wins in first two outings on 4/6 @ CHA and 4/10 @ STL...Did not allow an earned run through six outings and 11.2 IP in April...Started the year 4-0 with 1.47 ERA in first 10 outings through 5/13...Went 0-4 with 10.50 ERA between 5/17-7/6...Fired a scoreless two-thirds of an inning with a strikeout in the Florida State League All-Star Game on 6/17...Carried 3.50 ERA and 2-0 record over final 13 appearances

**2016:** Opened the season with the short-season West Virginia Black Bears of the New York-Penn League...Winning pitcher in first two outings that totaled three innings on 6/17 @ MV and 6/20 v. BAT...Promoted to Single-A West Virginia Power on 7/3...Made three starts and 10 appearances out of the bullpen...Struck out career-high eight batters on 7/29 vs. DEL (2) as the starting pitcher

**2015:** Spent the entire season with the GCL Pirates...Spent June and July in the bullpen...Struck out five in back-to-back appearances to open the season on 6/23 v. BLU and 6/25 v. PHL...Fanned six in relief over four innings on 7/22 vs. YAN...Recorded six punchouts again on 7/31 vs. YAN2...Earned the win in three straight outings between 7/22-7/31...Started final three appearances of the season from 8/12-8/27 and took a loss in all three outings...Finished the season with the fourth-highest strikeout per nine innings ratio among GCL relievers (10.61)

**2014:** Spent the season with the GCL Pirates...Made first appearance since 2011 on 6/21 @ YAN and picked up a loss (1.1 IP, 4 H, 3 R, 1 ER, 0 BB, 2 SO) in stateside debut...Posted a 1.86 ERA in seven July outings...Finished the year with five straight scoreless outings over six innings from 8/20-8/28

**2013:** Did not pitch

**2012:** Did not pitch

**2011:** Assigned to DSL Pirates...Made professional debut on 5/29 v. DSL IND and picked up a win (5.0 IP, 2 H, 0 R, 1 BB, 4 SO)...Only appearance of the year due to MLB identity verification



Montero earned his first all-star selection with Bradenton in 2017

YR	CLUB	W-L	ERA	G	GS	CG	SHO	SV	IP	H	R	ER	HR	BB	SO
11	DSL Pirates (F-Rk.)	1-0	0.00	1	1	0	0	0	5.0	2	0	0	0	1	4
14	GCL Pirates (Rk.)	1-4	4.68	19	0	0	0	1	25.0	24	17	13	1	12	18
15	GCL Pirates (Rk.)	3-4	4.66	13	3	0	0	0	36.2	32	22	19	3	19	42
16	West Virginia (A-)	2-1	2.25	4	0	0	0	1	8.0	5	2	2	1	6	8
	West Virginia (A)	1-1	3.96	13	3	0	0	1	36.1	23	20	16	2	15	44
	2016 Totals (A-/A)	3-2	3.65	17	3	0	0	2	44.1	28	22	18	3	21	52
17	Bradenton (A+)	6-4	5.13	33	0	0	0	0	54.1	46	35	31	6	38	69
	<b>MiLB Totals (5 seasons)</b>	<b>14-14</b>	<b>4.41</b>	<b>83</b>	<b>7</b>	<b>0</b>	<b>0</b>	<b>3</b>	<b>165.1</b>	<b>132</b>	<b>96</b>	<b>81</b>	<b>13</b>	<b>91</b>	<b>185</b>

## CRAZY 8s

In 2010, Curve outfielder Alex Presley had an unprecedented day at the plate on May 24 in Akron. The Monroe, La. native exploded for eight RBI to surpass Curve legend Adam Hyzdu for the most RBI in one game in franchise history. That feat was duplicated in 2013 by another Curve OF in Alex Dickerson, who tied the mark on July 26 in Manchester, N.H. against the Fisher Cats. Dickerson was 3-for-6 that day with a home run and two runs scored. It was part of a big weekend in Manchester as it came one night after the Curve threw the second combined no-hitter in franchise history.

A  
 ORGANIZATION  
 2018 CURVE  
 HISTORY RECORDS  
 EASTERN LEAGUE  
 PIRATES ORGANIZATION  
 GENERAL INFORMATION

# TY MOORE | OUTFIELDER

**HEIGHT/WEIGHT:** 5-11/199  
**BIRTHPLACE:** Irvine, Calif.  
**BORN:** July 26, 1993  
**ACQUIRED:** 12th round (2015)

**BATS/THROWS:** Left/Right  
**RESIDES:** Mission Viejo, Calif.  
**AGE:** 24 (Turns 25 on July 26)  
**SCHOOL:** UCLA



@Ty29Moore

### CAREER HIGHS

**HITS:** 4, 2x, last – 4/17/17 (WVP @ HIC)  
**RUNS:** 3, 8/24/15 (WVBB vs. BAT)  
**HOME RUNS:** 1, 9x, last – 8/15/17 (BRD vs. DBT)  
**RBI:** 4, 6/30/17 (BRD vs. FLO)  
**STOLEN BASES:** 2, 3x, 7/21/17 (BRD vs. CLR)  
**HITTING STREAK:** 15 games (8/6/17-8/23/17)

### AWARDS & HONORS

2015 New York-Penn League Mid-Season All-Star  
 2017 South Atlantic League Mid-Season All-Star

**CAREER TRANSACTIONS:** Selected in the 25th round (787th overall) by the New York Yankees in the 2012 MLB Draft out of Mater Dei (Calif.) High School but did not sign... Selected in the 12th round (367th overall) by the Pittsburgh Pirates in the 2015 MLB Draft out of the University of California, Los Angeles...Signed on June 17

**CURVE CUTS:** Ty Richard Moore...2012 graduate from Mater Dei High School in Santa Ana, Calif....Same high school as notable Major Leaguers INF Danny Espinosa, C Matt Treanor, RHP Sergio Santos and INF Mike Hessman, Minor League Baseball's all-time career home runs record holder (433) and current Erie SeaWolves hitting coach...Two-way player in high school...Named the Gatorade California State Player of the Year and USA All-American honors as a senior in 2012...Hit .406 with 23 RBIs and 10 stolen bases at the plate and compiled 12-2 record, 0.83 ERA and 71 strikeouts in 67.1 innings on the mound as a senior in 2012...Hit .510 as a junior with a school-record 51 hits in 30 games...Played for the Wenatchee Applesox of the West Coast League during the summer after high school and hit .309 with 20 RBIs and 36 runs to help the Applesox to a West Coast League championship...Also was a West Coast League All-Star...Father, Roger, played college baseball at Cal State Dominguez Hills... Played three seasons of college baseball at UCLA...Hit .305 with eight home runs, 85 RBIs, 30 doubles and five triples over 145 games with the Bruins...Hit a team-best .342 with 44 runs and team-high 51 RBIs in 61 games as a junior...First team All-PAC 12 for 2015 season...Played for the Newport Gulls of the New England Collegiate League during summer of 2013...Played in the Cape Cod League for the Chatham Anglers during the 2014 summer...Led the team with a .323 batting average and was a Cape Cod League All-Star

**2017:** Began season in extended spring training...Assigned to Single-A West Virginia Power on 4/11...Started the year with a 10-game hitting streak from 4/11-4/21 and hit .435 (20-for-46) with six doubles and a home run...Recorded four-hit game on 4/17 @ HIC...Hit .377 for the Power through 18 April games and had a .211 (32-for-152) average over last 43 games with the Power from 5/1-6/25...Went 1-for-3 in the South Atlantic League All-Star Game on 6/20 at Columbia...Promoted to A-Adv. Bradenton on 6/27...Debuted with the Marauders on 6/28 v. DUN and hit a solo home run...Homered in first two games with a three-run blast and four total RBIs on 6/30 v. FLO...Hit safely in first eight games in the Florida State League...Recorded the sixth-longest hitting streak in the league with 15 straight games from 8/6-8/23... Hit .339 (20-for-59) during hitting streak with two home runs, 10 RBIs and three doubles

**2016:** Opened the season with the Class-A West Virginia Power...Hit .195 over 22 games with the Power and sent to extended spring training on 5/22 until short-season schedule opened on 6/19...Assigned to short-season West Virginia Black Bears on 6/19 for remainder of season...Hit only home run of the season on 8/10 @ SC as part of a 3-for-5 day... Finished eighth in the New York-Penn League with a .288 batting average...Also had the league's second-lowest plate appearance-to-strikeout ratio at 12.94...Had a 17-game on-base streak between 8/10-9/3 where he boosted his batting average from .255 to .299 with a .429 average (26-for-61) over that period



After a mid-season promotion from Single-A West Virginia Moore hit safely in each of his first eight games with Bradenton in 2017

**2015:** Spent entire season with short-season West Virginia Black Bears...Made professional debut on 6/19 v. MV and went 1-for-3 with a double, a walk and two RBIs...First professional hit was a two-run double...Collected two RBIs in each of his first three games and had at least one RBI in seven of nine games...Went 4-for-6 with two doubles and two RBIs on 6/25 @ AUB...That game started the second-longest on-base streak in the league of 27 games from 6/25 to 7/25...Hit .363 (.37-for-102) over that period with a .425 on-base percentage...Hit first professional home run on 6/26 @ AUB... Named a New York-Penn League All-Star and started in left field with an 0-for-1 performance at the plate...Went 4-for-19 in five games during the New York-Penn League playoffs as the Black Bears captured the league title

YR	CLUB	AVG	G	AB	R	H	TB	2B	3B	HR	RBI	BB	SO	SB	CS
15	West Virginia (A-)	.277	64	242	34	67	83	9	2	1	33	25	40	6	5
16	West Virginia (A-)	.288	58	205	32	59	69	5	1	1	17	13	18	9	6
	West Virginia (A)	.195	22	77	8	15	20	5	0	0	6	6	11	0	1
	2016 Totals (	.262	80	282	40	74	89	10	1	1	23	19	29	9	7
17	West Virginia (A)	.266	61	229	27	61	82	15	0	2	32	26	48	4	2
	Bradenton (A+)	.289	52	190	20	55	80	10	0	5	26	17	26	6	3
	2017 Totals (A/A+)	.277	113	419	47	116	162	25	0	7	58	43	74	10	5
	MiLB Totals (3 seasons)	.273	257	943	121	257	334	44	3	9	114	87	143	25	17

# LOGAN RATLEDGE INFILDER/OUTFIELDER

**HEIGHT/WEIGHT:** 5-10/190  
**BIRTHPLACE:** Charlotte, N.C.  
**BORN:** July 20, 1992  
**ACQUIRED:** 13th round (2015)

**BATS/THROWS:** Right/Right  
**RESIDES:** Charlotte, N.C.  
**AGE:** 25 (Turns 26 on July 20)  
**SCHOOL:** North Carolina State University

## CAREER HIGHS

**HITS:** 4, 2x, last – 8/22/17 (BRD @ DBT)  
**RUNS:** 3, 4x, last – 5/12/17 (BRD vs. PMB)  
**HOME RUNS:** 1, 11x, last – 8/23/17 (BRD @ DBT)  
**RBI:** 3, 4x, last – 8/9/17 (BRD @ LAK)  
**STOLEN BASES:** 2, 5x, last – 4/13/17 (WVP @ LEX)  
**HITTING STREAK:** 8 games, 2x, last – (4/12/17-4/19/17)



@L\_Ratledge5



**CAREER TRANSACTIONS:** Selected by the Pittsburgh Pirates in the 13th round (397th overall) in the 2015 MLB Draft out of North Carolina State University...Signed on June 18, 2015

**CURVE CUTS:** Logan Andrew Ratledge...Attended Ardrey Kell (N.C.) High School...Won North Carolina 4-A state championships in 2009 and 2010...Hit .506 as a senior with eight homers and 32 RBIs while setting single-season school records in doubles (11) and slugging percentage (.954)...Owns school career records for games (116), hits (136), doubles (33), home runs (13), walks (52), HBP (19) and runs scored (110)...Attended North Carolina State University...Received Third-Team All-ACC honors in 2015...Started all 59 games as a senior for the Wolfpack while batting .329 with 19 doubles, two triples, a team-best 10 home runs, 41 RBI and 53 runs scored...College teammate and same Wolfpack recruiting class as Trea Turner (2012-2014) of the Washington Nationals...Played summer collegiate baseball for the Ballantyne Smokies of the Southern Collegiate League in 2012 and the 2013-14 seasons in the Cape Cod League with the Cotuit Kettleers and Bourne Braves...His older brother, Jonathan, played college baseball at South Carolina (2006) and East Carolina (2008-2009)

**2017:** Began the season with Single-A West Virginia Power of the South Atlantic League...Went 2-for-3 with a double and an RBI in season debut on 4/7 v. ROM...Pitched in the 11th inning on 4/10 v. ASH and picked up a loss after allowing four runs...Went 3-for-6 with a double, a home run and scored three runs on 4/17 @ HIC...Promoted to A-Adv. Bradenton on 5/8 and hit .266 with one homer and 10 RBIs over his first 28 games with the Marauders...Promoted to Double-A Altoona on 6/25...Debuted with the Curve on 6/26 @ BOW as a defensive replacement at second base...Made first Double-A start on 6/27 @ BOW and went 0-for-3...Picked up first Double-A hits on 6/29 @ BOW, going 2-for-5 with a double...Assigned back to A-Adv. Bradenton on 7/20 to complete the season...Went 4-for-4 with a double, home run and two RBIs on 8/22 @ DBT, matching a career high with the second four-hit game of his career

**2016:** Began season with Single-A West Virginia Power...Made first professional appearance on the mound in the 16th inning on 4/18 vs. KAN...Earned the winning decision after a scoreless top half of the inning and Mitchell Tolman delivered a walk-off double in the bottom of the 16th...Made three other outings as a pitcher, going 1-0 with a 9.00 ERA in 4.0 IP...Went 4-for-4 with a home run vs. Lexington on 6/28, setting a new career high in hits...Promoted to A-Adv. Bradenton on 8/31...Went a combined 4-for-7 with a pair of doubles in the final two games of the season on 9/3 and 9/4 @ FTM...Ap-

peared in three games for the Marauders during the Florida State League playoffs...Went 5-for-12 at the plate over those three games to aid Bradenton to the Florida State League championship...Split majority of time defensively between third base, left field, and center field...Finished fifth among Pirates minor leaguers with 24 stolen bases

**2015:** Began season with the rookie-level Bristol Pirates of the Appalachian League...Made professional debut on 6/23 v. GRN (0-for-5)...Went 0-for-9 in his first two games as a pro before he picked up his first hit on 6/26 vs. PRI...Hit first professional home run, a three-run shot, on 7/29 vs. GRN in what turned out to be his final game for Bristol...Promoted to short-season West Virginia Black Bears on 7/31 for the remainder of the season...Went hitless (0-for-17) in first six games with the Black Bears from 8/2-9/14...Recorded one hit in each of his next four games from 8/15-9/28



Ratledge played 15 of his 105 games in 2017 with Altoona

YR	CLUB	AVG	G	AB	R	H	TB	2B	3B	HR	RBI	BB	SO	SB	CS
15	Bristol (Rk.)	.203	18	64	8	13	20	2	1	1	11	5	8	0	1
	West Virginia (A-)	.138	11	29	6	4	6	0	1	0	4	4	5	0	0
	2015 Totals (Rk./A-)	.183	29	93	14	17	26	2	2	1	15	9	13	0	1
16	West Virginia (A)	.239	85	301	40	72	98	14	0	4	23	18	48	24	11
	Bradenton (A+)	.571	2	7	2	4	6	2	0	0	3	0	1	0	0
	2016 Totals (A./A+)	.247	87	308	42	76	104	16	0	4	26	18	49	24	11
17	West Virginia (A)	.234	28	107	19	25	39	5	0	3	12	15	19	4	4
	Bradenton (A+)	.257	62	226	30	58	83	14	1	3	19	14	40	11	2
	Altoona (AA)	.108	15	37	2	4	5	1	0	0	3	10	0	0	0
	2017 Totals (A+/AA)	.235	105	370	51	87	127	20	1	6	31	32	69	15	6
<b>MiLB Totals (3 seasons)</b>		<b>.233</b>	<b>221</b>	<b>771</b>	<b>107</b>	<b>180</b>	<b>257</b>	<b>38</b>	<b>3</b>	<b>11</b>	<b>72</b>	<b>59</b>	<b>131</b>	<b>39</b>	<b>18</b>

ORGANIZATION  
 2018 CURVE  
 HISTORY RECORDS  
 EASTERN LEAGUE  
 PIRATES ORGANIZATION  
 GENERAL INFORMATION

**ALFREDO REYES** INFILDER

**HEIGHT/WEIGHT:** 6-3/186  
**BIRTHPLACE:** Sabana Grande de Palenque, D.R.  
**BORN:** October 4, 1993  
**ACQUIRED:** Triple-A Rule 5 - NYM (2015)

**BATS/THROWS:** Right/Right  
**RESIDES:** San Cristobal, D.R.  
**AGE:** 24 (Turns 25 on October 4)



**CAREER HIGHS**

**HITS:** 4, 2x, last - 4/19/17 (BRD vs. CLR)  
**RUNS:** 3, 2x, last - 5/12/17 (BRD vs. PMB)  
**HOME RUNS:** 1, 8x, last - 6/22/17 (BRD @ LAK)  
**RBI:** 4, 6/26/13 (DSL NYM vs. DSL PHI)  
**STOLEN BASES:** 3, 2x, last - 6/29/17 (BRD vs. DUN)  
**HITTING STREAK:** 10, 2x, last - (4/12/16-4/23/16)

**CAREER TRANSACTIONS:** Signed as an international free agent by the New York Mets on November 26, 2010...Selected in the minor league (Triple-A) phase of the 2015 Rule 5 draft by the Pittsburgh Pirates on December 10, 2015 from the Binghamton roster...Signed as a minor league free agent by the Pittsburgh Pirates on November 27, 2017

**CURVE CUTS:** Alfredo Antonio Reyes Marte...Played in 506 minor league games entering the 2018 season...Played exclusively shortstop and second base in the low levels of the Mets system...Appeared in the outfield 40 times with the Pirates organization and additionally saw time at third base for the first time in 2017

**2017:** Spent entire season with A-Adv. Bradenton Marauders of the Florida State League...Entered the season rated by *Baseball America* as having the "Best Infield Arm" in Pittsburgh's minor league system...Matched career high with four hits on 4/19 v. CLR...Hit .303 (23-for-76) with three doubles and three triples during the month of April...Hit safely in eight straight games from 4/23-5/2...Hit first home run of the year on 5/26 @ JUP...Stole three bases in three attempts on 6/29 v. DUN... Hit .216 (61-for-286) after April

**2016:** Spent the season with the Single-A West Virginia Power of the South Atlantic League...Hit .276 with two home runs in April...Homered twice over three-game span on 4/23 and 4/26...Set career high with four hits on 7/24 @ ROM...Led the Power with 28 stolen bases in 30 attempts...Ranked third in Pirates system with 28 stolen bases

**2015:** Began season in extended spring training...Assigned to A-Adv. St. Lucie Mets of the Florida State League from 5/31-6/11...Assigned to short-season Brooklyn Cyclones on 6/19 with the start of the short-season schedule...Collected season-high three RBIs on 8/22 @ ABD...Led the Cyclones with 12 stolen bases...Led NYPL shortstops with 205 assists... Selected by the Pirates in the minor-league phase of the Rule 5 Draft following the season

**2014:** Began season with GCL Mets...Went 3-for-4 in stateside debut on 6/20 v. NAT...Played 29 of 46 games at shortstop, the remaining 16 at second base...Promoted to short-season Brooklyn Cyclones of the New York-Penn League on 8/19 for final ten games to close the season...Went 3-for-4 with an RBI on 8/26 @ SI

**2013:** Spent entire season in Dominican Summer League with DSL Mets for third straight year...Set new career high with four RBIs on 6/26 v. DSL PHI with a double and a triple...Compiled a season-best nine-game hitting streak from 8/6-8/15...Hit .397 with eight RBIs in 18 August games

**2012:** Spent entire season in Dominican Summer League with DSL Mets 2...Recorded first three-hit game of career on 6/18 @ DSL PIR with two doubles...Matched then-career-highs with three hits and three RBIs on 8/15 vs. DSL PIR...Saw action in 62 games for the DSL Mets 2, all at shortstop

**2011:** Spent entire season in the Dominican Summer League...Went 1-for-4 in his pro debut on 5/28 for the DSL Mets 2 vs. the DSL ROY...Hit his first professional home run on 6/22 @ DSL YAN2 and finished the game with a season-high three RBIs...Played in 52 games, all at shortstop



Reyes spent all of 2017 with Bradenton in his first full season as a member of the Pirates organization

YR	CLUB	AVG	G	AB	R	H	TB	2B	3B	HR	RBI	BB	SO	SB	CS
11	DSL Mets (F-Rk.)	.191	52	188	25	36	43	2	1	1	19	26	44	6	6
12	DSL Mets (F-Rk.)	.232	62	237	30	55	67	10	1	0	26	17	49	9	3
13	DSL Mets (F-Rk.)	.316	59	212	37	67	90	15	1	2	22	27	40	16	5
14	GCL Mets (Rk.)	.236	46	157	22	37	44	7	0	0	18	8	38	9	2
	Brooklyn (A-)	.258	10	31	3	8	8	0	0	0	1	0	13	1	0
	2014 Totals (Rk./A-)	.239	56	188	25	45	52	7	0	0	19	8	51	10	2
15	Brooklyn (A-)	.228	68	232	21	53	66	9	2	0	7	10	56	12	4
	St. Lucie (A+)	.143	3	7	1	1	1	0	0	0	0	1	3	0	0
	2015 Totals (A-/A+)	.226	71	239	22	54	67	9	2	0	7	11	59	12	4
16	West Virginia (A)	.199	97	312	34	62	82	7	2	3	25	26	97	28	2
17	Bradenton (A+)	.232	109	362	43	84	113	13	5	2	23	19	106	24	8
	MiLB Totals (7 seasons)	.232	506	1738	216	403	514	63	12	8	141	134	446	105	30

ORGANIZATION  
 2018 CURVE  
 HISTORY \ RECORDS  
 EASTERN LEAGUE  
 PIRATES ORGANIZATION  
 GENERAL INFORMATION

# PABLO REYES INFILDER/OUTFIELDER

**HEIGHT/WEIGHT:** 5-8/170  
**BIRTHPLACE:** Santo Domingo, D.R.  
**BORN:** September 5, 1993  
**ACQUIRED:** International Free Agent (2012)

**BATS/THROWS:** Right/Right  
**RESIDES:** Santo Domingo, D.R.  
**AGE:** 24 (Turns 25 on September 5)

**CAREER HIGHS**  
**HITS:** 4, 5x, last – 5/9/17 (ALT @ RIC)  
**RUNS:** 3, 7x, last – 5/9/17 (ALT @ RIC)  
**HOME RUNS:** 2, 7/15/17 (ALT vs. BOW)  
**RBI:** 4, 3x, last – 8/7/16 (BRD @ STL)  
**STOLEN BASES:** 5, 6/14/13 (DSL PIR @ DSL NYY)  
**HITTING STREAK:** 11 games, 2x, last – (5/9/17-5/23/17)



**AWARDS & HONORS**  
 2017 MiLB.com Pittsburgh Organization All-Star

**CAREER TRANSACTIONS:** Signed as an International Free Agent by the Pittsburgh Pirates on April 5, 2012

**CURVE CUTS:** Pablo Israel Reyes...Married his wife, Annie, on January 14, 2018...Younger brother, Samuel Reyes, signed with the Pirates as a right-handed pitcher on July 2, 2016... Non-roster invitee to spring training with the Pirates in 2018... Signed by Pirates scouts Rene Gayo and Juan Mercado...Has posted double-digit stolen bases in five of his first six professional seasons...Has made 269 appearances at second base, 138 at shortstop, 36 in center field and one at third base (7/9/16) in professional career

**2017:** Spent entire season with Double-A Altoona...Hit first Double-A homer on 4/8 @ HAR (2)...Drove go-ahead run in 12th inning on 4/10 @ RIC...Recorded four hits, including a double and an RBI on 5/9 @ RIC, becoming first Curve player to pick up four hits in a game in 2017...Posted a season-best 11-game hitting streak from 5/9-5/23...Went 3-for-6 with two homers, a double and three RBIs, including a walk-off homer in the bottom of the 13th inning on 7/15 v. BOW...Hit three homers in two games from 7/15-7/17...Hit .360 (18/50) over 13 games from 7/2-7/18 with four homers and 11 RBIs...Collected three hits, including a two-run homer, in win on 8/15 @ POR... Hit .342 (27/79) with five doubles, a triple, a homer and seven RBIs over 23 games from 7/29-8/20, raising season average from .265 to .283...Hit .412 over ten games from 8/8-8/17... Hit .293 (27/92) over final 25 regular-season games...Hit .295 over final 91 regular-season games from 5/9-9/4 with 13 doubles, nine homers and 37 RBIs...Hit a solo home run in series-clinching win in Game 3 of Western Division Series on 9/9 v. BOW...Led team and ranked 17th in Eastern League with 51 walks, first on team and tied for fourth in league with 21 stolen bases, first on team and tied for first in league with 14 times caught stealing, third on team and 17th in league with .356 on-base percentage...Led team and ranked tied for seventh in Pirates organization with 62 runs scored...Ranked 10th in Pirates system with 115 hits, tied for third on team and 10th in Pirates system with 10 homers...Ranked fifth in Pirates system with 21 stolen bases and eighth with 51 walks

**2016:** Spent season with A-Adv. Bradenton...Played in 89 games for the Marauders...Spent the year as a utility player, seeing action at second base, shortstop, center field and third base...Hit .248 in the season's first half before hitting .284 in the second half of the season...Hit .410 in 20 August games... Went 2-for-4 with a double, four RBIs and a walk against St. Lucie on 8/7...Played winter ball for the Leones del Escogido in the Dominican Republic...Hit .333 with two doubles and three RBI in 21 games (66 at-bats)

**2015:** Spent season in Single-A West Virginia...Played in a career-high 108 games for the Power...Launched a career-high 12 home runs...Was the team's primary second baseman...Tied a career-high with four RBIs against Lexington on 8/18 by going 2-for-3 with a home run...Stole a career-best 27 bases for the Power in 37 attempts (success rate of 73%)...Hit .286 at Appalachian Power Park compared to .252 on the road... Batted .240 in the first half of the season before heating up to hit .341 the rest of the way, including a .341 mark in 14 games in August...Led all South Atlantic League second baseman in games (103), total chances (448), putouts (187) and assists (249)...Finished fourth among Pirates minor leaguers in stolen bases



Reyes has posted double-digit stolen bases in five of his six professional seasons through 2017

**2014:** Spent the season with Rookie-level Bristol...Appeared in 46 games...Was the team's most frequent second baseman, but also saw some time at shortstop...Went 4-for-4 with a double and an RBI against Bluefield on 8/1...Hit 216 against left-handed and .295 off of right-handers...After hitting just .194 in July, he hit .452 in 11 games in August

**2013:** Spent second consecutive season in the Dominican Summer League...Split time between shortstop and second base...Went 3-for-4 against the DSL NYY on 6/14 and also stole a career-high five bases...Had second-career four-hit games by going 4-for-4 with a double, triple, two RBIs and a walk against the DSL ANG on 6/27

**2012:** Spent season in the Dominican Summer League...Made his professional debut at 18-years-old on 6/2, went 1-for-3 against DSL Cubs...Hit first career home run on 6/19 against DSL Cubs...Notched first career four-hit game on 6/6, going 4-for-4 with a double and an RBI against the DSL Mets...Was the team's primary shortstop

YR	CLUB	AVG	G	AB	R	H	TB	2B	3B	HR	RBI	BB	SO	SB	CS
12	DSL Pirates (F-Rk.)	.293	42	123	24	36	50	11	0	1	15	15	7	15	5
	DSL Pirates 2 (F-Rk.)	.267	17	60	9	16	23	7	0	0	8	8	5	3	2
	2012 Totals (F-Rk.)	.284	59	183	33	52	73	18	0	1	23	23	12	18	7
13	DSL Pirates (F-Rk.)	.304	52	184	27	56	79	8	3	3	28	23	21	15	4
14	Bristol (Rk.)	.272	46	180	30	49	66	9	1	2	16	25	31	5	5
15	West Virginia (A)	.268	108	388	61	104	170	24	3	12	60	45	63	27	10
16	Bradenton (A+)	.265	89	306	41	81	118	20	1	5	45	37	47	13	8
17	Altoona (AA)	.274	115	420	62	115	172	21	3	10	50	51	70	21	14
	MiLB Totals (6 seasons)	.275	469	1661	254	457	678	100	11	33	222	204	244	99	48

ORGANIZATION  
 2018 CURVE  
 HISTORY RECORDS  
 EASTERN LEAGUE  
 PIRATES ORGANIZATION  
 GENERAL INFORMATION

# BRYAN REYNOLDS

**OUTFIELDER**

**HEIGHT/WEIGHT:** 6-3/205  
**BIRTHPLACE:** Baltimore, Md.  
**BORN:** January 27, 1995  
**ACQUIRED:** Trade with SF (2018)

**BATS/THROWS:** Switch/Right  
**RESIDES:** Brentwood, Tenn.  
**AGE:** 23  
**SCHOOL:** Vanderbilt University

**CAREER HIGHS**

**HITS:** 5, 5/21/17 (SJ @ MOD)  
**RUNS:** 3, 6x, last - 7/12/17 (SJ @ RC)  
**HOME RUNS:** 1, 16x, last - 9/3/17 (SJ @ STK)  
**RBI:** 5, 4/23/17 (SJ @ STK)  
**STOLEN BASES:** 2, 7/15/16 (SK @ SPO)  
**HITTING STREAK:** 17 games (5/20/17-6/9/17)


**@Bryan\_Reynolds8**

**AWARDS & HONORS**

Northwest League Player of the Week (7/17/16)  
 South Atlantic League Player of the Week (8/28/16)  
 2016 Baseball America Short-Season All-Star  
 2017 California League Mid-Season All-Star  
 2017 MLB All-Star Futures Game selection  
 2017 MiLB.com San Francisco Organization All-Star

**PROSPECT RANKINGS**

2016 Baseball America No. 5 Northwest League prospect  
 2017 Baseball America No. 4 Giants prospect  
 2017 Baseball America No. 18 California League prospect  
 2018 Baseball America No. 5/MLB.com No. 3 Giants prospect  
 2018 MLB.com No. 6 Pirates prospect

**CAREER TRANSACTIONS:** Selected in the second round (59th overall) by the San Francisco Giants in the 2016 MLB Draft out of Vanderbilt University...Signed on June 22, 2016...Traded to the Pittsburgh Pirates with RHP Kyle Crick and Future Considerations for OF Andrew McCutchen and cash on January 15, 2018

**CURVE CUTS:** Bryan Patrick Reynolds...Graduated in 2013 as a four-year letterman at Brentwood (Tenn.) High School outside of Nashville...First team All-State and District Player of the Year as a senior...All-District honors 2011-13 and All-Region in 2012...Helped Brentwood win the program's first state tournament game in 2013 after winning sectional and regional titles...High school teammate of Arizona Diamondbacks LHP Robbie Ray...Attended Vanderbilt University and majored in psychology...Led Vanderbilt in hitting with a .338 batting average as a freshman with 24 doubles, two triples, four home runs and a team-best 54 RBI during the Commodores 2014 National Championship season...Vanderbilt topped Virginia team with Curve LHP Brandon Waddell in the 2014 College World Series finals...Named to All-SEC Freshman team...Played on the USA Collegiate National Team in 2014 and hit .426 in 18 games...Played for the Orleans Firebirds of the Cape Cod League after his sophomore season and hit .346 with four doubles and eight RBIs...Went on to hit .329 over three seasons at Vanderbilt with 22 home runs, including 13 as a junior in 2016, 58 doubles and 160 RBIs...Named Second Team All-SEC in 2016 and Third Team All-American...Left Vanderbilt ranked fourth in career doubles (58), ninth in career hits (260) and seventh in career at-bats (791)...Made 94 appearances in center field, 42 in right field and 19 in left field during first two professional seasons

**2017:** Spent the entire season with the A-Adv. San Jose Giants of the California League...Went 3-for-5 with two doubles and a triple on 4/15 vs. STK...Fell a double shy of the cycle on 4/23 @ STK and drove in five runs on a 3-for-5 night...Went 5-for-6 and 4 RBIs on 5/21 @MOD with a double and triple...Rode a 17-game hitting streak from 5/20-6/9, tied for the eighth-longest hitting streak during the California League season, and hit .408 (.29-for-71) with nine multi-hit games...Named a California League Mid-Season All-Star and started in center field for the North All-Stars...Went 1-for-3 with a run scored during the all-star game on 6/20 in Visalia...Missed cycle by a triple on 6/26 vs. STK and finished 4-for-5 with two doubles and four RBIs...Started the game with a double, single and home run before hitting a second double in the fifth inning and struck out in his final at-bat in the seventh...Participated in the MLB All-Star Futures Game in Miami and walked in his only plate appearance off the bench for the U.S. team...Hit safely in nine of his first ten games back from the Futures Game and went 19-for-43 (.442) with three doubles, a triple, six RBI and a homer...Led the Giants in hitting at .312, scored a team-high 72 runs and tripled a team-best nine times...His batting average and triples numbers were each fifth-best in the league...Posted a better average as a right-handed batter (.365) than left handed (.295) but had nearly four-times the at-bats from the left side...Ranked as San Francisco's No. 4 prospect by *Baseball America* following the season

**2016:** Began season with short-season Salem-Keizer Volcanoes of the Northwest League...Made professional debut on 7/1 @ EUG and went 0-for-4...Recorded first professional hit in third game on 7/3 @ EUG...Hit 16-for-33 (.485) over ten games from 7/3-7/15 with three doubles and two home runs...Hit first two professional home runs on consecutive days on 7/14 and 7/15 @ SPO...Those performances catapulted him to Northwest League Player of the Week on 7/17 for a .400 (8-for-20) stretch at the plate from 7/11-7/16...Tallied four hits for the first time in his career on 8/4 vs. SPO and doubled twice...Drove home 13 RBIs in 14 games with Salem-Keizer in August...Promoted to Single-A Augusta GreenJackets of the South Atlantic League on 8/19...Hit .455 (.15-for-33) through his first eight games for Augusta with four doubles, a home run and four RBIs...The switch-hitter hit .338 from the left side versus a .274 clip hitting right handed combined between Salem-Keizer and Augusta...Promoted to A-Adv. San Jose on 9/6 and participated in three games for the Giants during the California League playoffs...Went 4-for-12 (.333) with a home run in Game 2 of the CAL Mini-Series at Bakersfield...San Jose lost the series 2-1



Reynolds spent his first two professional seasons with the Giants organization prior to being traded to the Pirates as part of the deal for former Curve OF Andrew McCutchen

YR	CLUB	AVG	G	AB	R	H	TB	2B	3B	HR	RBI	BB	SO	SB	CS
16	Salem-Keizer (A-)	.312	40	154	28	48	77	12	1	5	30	11	41	2	0
	Augusta (A)	.317	16	63	11	20	28	5	0	1	8	3	20	1	0
	2016 Totals (A-/A-)	.313	56	217	39	68	105	17	1	6	38	14	61	3	0
17	San Jose (A+)	.312	121	491	72	153	227	26	9	10	63	37	106	5	3
	MiLB Totals (2 seasons)	.312	177	708	111	221	332	43	10	16	101	51	167	8	3

# MIGUEL ROSARIO | RIGHT-HANDED PITCHER

**HEIGHT/WEIGHT:** 6-0/201  
**BIRTHPLACE:** La Vega, D.R.  
**BORN:** January 30, 1993  
**ACQUIRED:** International Free Agent (2011)

**BATS/THROWS:** Right/Right  
**RESIDES:** La Vega, D.R.  
**AGE:** 25



## CAREER HIGHS

**IP (START):** 7.0, 4/15/15 (WVP vs. GBO)  
**IP (RELIEF):** 4.0, 7/25/13 (GCL PIR vs. GCL YAN)  
**RUNS ALLOWED:** 4, 6/13/14 (JAM vs. MHV)  
**WALKS:** 4, 4x, last - 8/9/17 (BRD @ LAK)  
**STRIKEOUTS:** 5, 4x, last - 7/21/16 (ALT vs. AKR)  
**MOST HITS ALLOWED:** 6, 4/23/15 (WVP vs. LEX)

**CAREER TRANSACTIONS:** Signed as an International Free Agent by the Pirates on December 11, 2011

**CURVE CUTS:** Signed at age 19 out of the Dominican Republic by Pittsburgh scouts Rene Gayo and Juan Mercado...Married his wife, Marleny Almonte, on January 26, 2018

**2017:** Began season with Double-A Altoona...Made 2017 debut on 4/8 @ HAR (1) and allowed two runs in the fifth...Tossed three scoreless innings on 4/11 @ RIC...Pitched three scoreless innings on 4/17 v. ERI...Earned first save on 4/30 v. HAR (two-inning save)...Earned first win of the season on 5/11 v. NH after pitching 1.1 scoreless innings...Earned second win on 5/14 v. NH after logging 2.0 IP...Tossed a scoreless inning and struck out two on 5/21 v. ERI...Earned second win and pitched 2.2 scoreless innings on 5/29 @ ERI...Did not allow an earned run over 12 outings from 5/9-6/18...Posted 0.79 ERA over first 19 appearances from 4/8-6/23, which ranked first in Eastern League of relievers with at least 20 innings pitched and third in all of MiLB among relievers with at least 30 innings pitched at the time...Picked up third save on 7/7 @ AKR with four strikeouts in two innings...Walked a season-high four batters on 7/16 v. BOW...Walked four for second time and charged with blown save in 1.2 IP on 7/20 @ BOW...Went 3-1 with a 0.89 ERA in 24 outings before the All-Star Break...Posted 5.87 ERA in six July outings...Assigned to A-Adv. Bradenton on 8/3 for remainder of season...Issued four walks in 0.2 IP on 8/9 @ LAK but did not allow a run of his own...Closed season with back-to-back scoreless outings on 8/30 @ TAM and 9/3 v. CHA

**2016:** Began season with A-Adv. Bradenton...Posted a 2.61 ERA in seven April outings...Went 1-0 with a 1.98 ERA in eight May appearances...Assigned to Double-A Altoona from A-Adv. Bradenton on 6/15...Made Curve debut on 6/15 v. NH, pitching 2.1 scoreless innings, allowing just one hit...Tied season-best in strikeouts with four in 6/23 @ BIN in two relief innings of Cody Dickson...Recorded first Double-A decision on 6/27 vs. BIN, picking up a loss after allowing two-run triple to Amed Rosario in the eighth inning...Worked two innings on 6/30 vs. BOW, allowed one run on two hits...Stranded bases loaded on 7/4 @ AKR when he came in during fifth inning in relief of Brandon Waddell...Tossed a scoreless ninth inning to seal Curve victory on 7/7 @ AKR...Became fifth Curve reliever in 2016 to strike out five batters in a game on 7/21 v. AKR in two scoreless innings...Allowed first run in nine

outings (10 IP) on 8/9 v. HAR...Worked a season-high three innings in the completion of 8/16's rain suspended game @ POR on 8/18, earning second Double-A win of the season...Posted a 13.0-inning scoreless streak from 7/4-8/9...In 15 appearances from 7/7-8/30, Rosario went 2-0 with a 0.46 ERA (1 ER/19.2 IP) with 20 strikeouts...Entered in 2-2 game in eighth on 9/2 @ RIC and allowed two runs in loss on one hit and season-worst four walks...Pitched in next game on 9/3 @ RIC, escaping a bases-loaded, one-out jam without allowing a run...Pitching in one postseason game, working in Game 1 of the ELDS on 9/7 v. AKR and allowed two runs in 1.0 inning and was charged with loss

**2015:** Split time between Single-A West Virginia and A-Adv. Bradenton...Started two games and made nine total appearances for the Power...Picked up wins on 4/15 vs. Hagerstown and 4/23 vs. Lexington...Allowed no runs over final 6.1 innings with WV (four appearances)...Promoted to Bradenton on 5/25...Struck out a season-best five batters on 8/6 vs. Jupiter over 3.1 innings

**2014:** Made six appearances with Single-A West Virginia...Did not allow a run in four of six games...Joined Jamestown on 6/4...Started first appearance with Jammers 6/13 vs. Mahoning Valley...Picked up first win on 6/28 vs. MV...Recorded first career save on 7/29 vs. Auburn...Went 14 appearances from 6/18-8/14 without a loss...Struck out season-best five against Staten Island on 7/21...Surrendered one earned run over final four appearances (9.0 IP) from 8/21-9/1

**2013:** Made first GCL start on 6/22 vs. GCL Yankees...Started in first four appearances of the season before moving to the bullpen...Struck out a career-high six batters in 6/22 start...Allowed just one earned run over final five appearances (four relief, one start) over 13.2 innings of work 2012...Pitched for both DSL Pirates 1 and DSL Pirates 2...Made professional debut on 8/20 against DSL Red Sox...Pitched 3.2 innings, allowing four hits and two runs...Assigned to DSL Pirates 2 on 8/11...Made two appearances for DSL Pirates 2 on 8/11 (DSL Mets) and 8/15 (DSL Giants)

YR	CLUB	W-L	ERA	G	GS	CG	SHO	SV	IP	H	R	ER	HR	BB	SO
12	DSL Pirates (F-Rk.)	0-0	0.00	2	0	0	0	0	3.0	0	0	0	0	1	3
	DSL Pirates 2 (F-Rk.)	0-0	4.91	1	0	0	0	0	3.2	4	2	2	0	1	3
	2012 Totals (F-Rk.)	0-0	2.70	3	0	0	0	0	6.2	4	2	2	0	2	6
13	GCL Pirates (Rk.)	1-1	3.61	15	5	0	0	0	42.1	45	29	17	5	13	33
	Jamestown (A-)	2-2	3.27	20	1	0	0	1	44.0	33	18	16	0	19	46
14	West Virginia (A)	0-1	6.14	6	0	0	0	0	7.1	7	5	1	1	4	6
	2014 Totals (A-/A)	2-3	3.68	26	1	0	0	1	51.1	40	23	21	1	23	52
	West Virginia (A)	2-0	1.75	9	2	1	0	0	25.2	21	5	5	0	9	21
15	Bradenton (A+)	3-3	2.92	29	0	0	3	3	49.1	45	19	16	2	14	56
	2015 Totals (A+/A+)	5-3	2.52	38	2	1	0	3	75.0	66	24	21	2	23	77
16	Bradenton (A+)	1-1	2.64	19	0	0	0	0	30.2	26	11	9	0	11	26
	Altoona (AA)	2-2	1.87	23	0	0	0	0	33.2	19	7	7	1	13	29
	2016 Totals (A+/AA)	3-3	2.24	42	0	0	0	0	64.1	45	18	16	1	24	55
17	Bradenton (A+)	0-1	4.85	9	0	0	0	0	13.0	10	7	7	2	11	12
	Altoona (AA)	3-1	1.80	27	0	0	0	3	45.0	36	12	9	1	35	43
	2017 Totals (A+/AA)	3-2	2.48	36	0	0	0	3	58.0	46	19	16	3	46	55
<b>MiLB Totals (6 seasons)</b>		<b>14-12</b>	<b>2.81</b>	<b>160</b>	<b>8</b>	<b>1</b>	<b>0</b>	<b>7</b>	<b>297.2</b>	<b>246</b>	<b>115</b>	<b>93</b>	<b>12</b>	<b>131</b>	<b>278</b>

# TATE SCIONEAX

**RIGHT-HANDED PITCHER**

**HEIGHT/WEIGHT:** 6-1/223  
**BIRTHPLACE:** Reserve, La.  
**BORN:** December 14, 1992  
**ACQUIRED:** 39th round (2015)

**BATS/THROWS:** Right/Right  
**RESIDES:** Reserve, La.  
**AGE:** 25 (Turns 26 on December 14)  
**SCHOOL:** Southeastern Louisiana University

**CAREER HIGHS**

**IP (START):** N/A  
**IP (RELIEF):** 4.0, 3x, last – 6/21/17 (ALT vs. TRN)  
**RUNS ALLOWED:** 5, 6/28/17 (ALT @ BOW)  
**WALKS:** 3, 2x, last – 6/30/17 (ALT @ ERI)  
**STRIKEOUTS:** 5, 2x, last – 5/16/16 (BRD @ BRV)  
**MOST HITS ALLOWED:** 5, 2x, last – 9/1/17 (ALT vs. HAR)


**@Tatecno\_18**

**AWARDS & HONORS**

2017 MiLB.com Pittsburgh Organization All-Star

**CAREER TRANSACTIONS:** Selected by the Pittsburgh Pirates in the 39th round (1,177th overall) in the 2015 MLB Draft out of Southeastern Louisiana University...Signed on July 10, 2015

**CURVE CUTS:** Tate Michael Scioneaux...Attended Riverside Academy in Reserve, Louisiana...All-State and All-District performer...Named captain of the baseball team and All-Metro Player of the Year as a senior...Notched a 10-3 record with four saves and a 0.55 ERA, striking out 120 in 91 innings pitched as a senior...Four-year letter winner at Riverside Academy...Played collegiately at Southeastern Louisiana...Started 15 games as a freshman in 2013...Tossed 96.2 IP, which was the most on the team...Went 7-3 with a 3.72 ERA...Pitched at least six innings in all but three starts...Led the team in victories...Struck out nine batters in a game twice...Pitched 9.2 innings in a 13-inning game against Nicholls State on 3.29...Started 16 of 17 games he appeared in during his sophomore season in 2014...Compiled a 7-6 record, with one save and a 3.02 ERA...Led the club in games started, innings (110.1) and runners picked off (3)...Notched a quality start in 11 of his 16 outings...Pitched complete game against Lamar on 3.15...Earned the win in Southeastern's clinching game in the Southland Conference Tournament championship, resulting in him being named tournament MVP...Started 15 games as a junior in 2015...Went 9-3 with a 2.53 ERA...Tossed four complete games and three shutouts...Struck out a career-best 96 batters...Opponents hit just .228 against him, after hitters batted in the .240s against him in his first two seasons...Earned Southland Conference Pitcher of the Week twice during senior season...Named to First Team All-Southland Conference...Tossed three consecutive shutouts to close the season in 2015...Holds a team-record 36.1 scoreless innings in a row...Ranks third in school history in wins (20) and strikeouts (260)...Named by Baseball America as the tenth-best prospect in the Southland Conference entering 2015...Majored in sports management

**2017:** Spent entire season with Double-A Altoona...Made Double-A debut on 4/7 @ HAR and pitched two scoreless innings...Earned first Double-A win on 4/13 v. AKR after working 2.2 scoreless innings...Picked up second straight win with a scoreless inning pitched on 4/18 v. ERI...Picked up third win in four outings with three scoreless innings and one hit allowed, setting a season high with four strikeouts on 4/24 @ ERI...Earned league-leading fourth win in five outings on 4/29 v. HAR with 1.1 scoreless innings...Went 4-0 with a 0.00 ERA (0 ER/13.0 IP) in first seven games...Pitched 15.1 scoreless innings to start the season from 4/7-5/7, spanning eight straight outings without allowing a run...Picked up first Double-A save on 5/7 @ AKR despite allowing two runs in two innings...Charged with first loss after allowing two runs in two innings on 5/18 @ BIN...Improved to 5-1 with league-leading fifth win on 5/20 v. ERI after pitching 3.1 scoreless innings...Went 1-1 with a season-worst 3.05 ERA in nine May outings with three saves

in four tries...Matched season-high four innings pitched and did not allow a run on 6/21 v. TRN...Earned sixth save and retired the side on six pitches on 6/25 v. HFD...Took third loss on 6/28 @ BOW after allowing 5 runs (one earned) in 0.2 IP...Walked more than one batter for the first time on 6/30 @ ERI...Earned seventh save in two-inning outing on 7/19 v. HAR...Earned ninth save while pitching in back-to-back days for the first time this season on 7/24 @ REA...Allowed go-ahead HR in extra innings in loss to TRN on 7/29 (1)...Went 1-1 with a 1.32 ERA in nine July outings...Earned his 10th save by pitching two scoreless innings on 8/1 v. ERI...Allowed winning run in the tenth inning in loss on 8/8 v. REA...Nailed down 12th save with 1-2-3 inning on 8/15 @ POR...Picked up team-lead tying 14th save with 12-pitch scoreless inning on 8/21 @ HFD...From 7/3 through the end of the regular season, posted a 1.93 ERA (6 ER/28 IP) and converted all eight save attempts...Pitched scoreless ninth, working around one hit, to complete 8-4 Curve win in Game 2 of the Western Division Series on 8/8 @ BOW...Struck out side in order in ninth and picked up save in 4-2 win on 9/14 v. TRN in Game 3 of the Eastern League Championship Series to lock up championship title for the Curve...Posted the lowest BB/9 IP (1.63) among Eastern League relievers...Led team and tied for first in the league with 47 appearances...Posted second fewest base runners/9 IP ratio in league among relievers (9.11)...Posted fourth-lowest BAA (.219) among E.L. relievers...Tied for team lead and tied for fifth in the league with 14 saves...Second on team and tied for ninth in league with 25 games finished...Posted second-lowest ERA (2.39) among all pitchers in the league with at least 80 innings pitched...Ranked first in Pirates organization with 47 games pitched and tied for second with 14 saves...Named 2017 Altoona Curve Fireman of the Year

**2016:** Began season in Single-A West Virginia...Appeared in seven games for the Power, all in relief...Notched three saves in three chances...Promoted to A-Adv. Bradenton on 5/3...Appeared in 32 games for the Marauders, all in relief...Made Bradenton debut on 5/5 by throwing two scoreless innings against Charlotte...Allowed one run in his first 14 IP (0.63 ERA) through May...Allowed 10 runs in 17.1 IP (5.19 ERA) in June...Posted a 3.77 ERA and a 2-2 record over his last 20 outings following the All-Star Break

**2015:** Spent season with short-season West Virginia...Appeared in 10 games for the Black Bears, all in relief...Made professional debut on 7/28 against Tri-City, pitching a scoreless inning while striking out two...Pitched a season-high 4.1 innings against Williamsport on 9/2, giving up two hits and no runs while striking out five...Did not allow an earned run over his final 11.1 IP of the season...Opponents hit just .198 against him...Did not allow an earned run in 10 IP (five games) on the road...Right-handers batted .125 with a .317 OPS, and left-handers hit .268 with a .741 OPS

YR	CLUB	W-L	ERA	G	GS	CG	SHO	SV	IP	H	R	ER	HR	BB	SO
15	West Virginia (A-)	1-0	1.99	10	0	0	0	2	22.2	16	6	5	1	3	28
16	West Virginia (A)	1-0	1.13	7	0	0	0	3	16.0	5	3	2	0	5	24
	Bradenton (A+)	4-3	3.06	32	0	0	0	2	67.2	54	24	23	7	18	64
	2016 Totals (A/A+)	5-3	2.69	39	0	0	0	5	83.2	59	27	25	7	23	88
17	Altoona (AA)	6-5	2.39	47	0	0	0	14	83.0	67	27	22	4	15	67
	<b>MiLB Totals (3 seasons)</b>	<b>12-8</b>	<b>2.47</b>	<b>96</b>	<b>0</b>	<b>0</b>	<b>0</b>	<b>21</b>	<b>189.1</b>	<b>142</b>	<b>60</b>	<b>52</b>	<b>12</b>	<b>41</b>	<b>183</b>

# LOGAN SENDELBACH

RIGHT-HANDED PITCHER

**HEIGHT/WEIGHT:** 6-3/189  
**BIRTHPLACE:** Tiffin, Ohio  
**BORN:** May 5, 1994  
**ACQUIRED:** 10th round (2015)

**BATS/THROWS:** Right/Right  
**RESIDES:** Tiffin, Ohio  
**AGE:** 23 (Turns 24 on May 5)  
**SCHOOL:** Tiffin University

### CAREER HIGHS

**IP (START):** 7.0, 3x, last – 7/22/16 (WVP vs. CSC)  
**IP (RELIEF):** 4.0, 2x, last – 7/23/17 (BRD vs. CLR)  
**RUNS ALLOWED:** 10, 5/7/17 (BRD vs. DUN)  
**WALKS:** 3, 10x, last – 7/31/17 (BRD vs. PMB)  
**STRIKEOUTS:** 7, 5x, last – 8/9/16 (WVP vs. GBO)  
**MOST HITS ALLOWED:** 12, 5/7/17 (BRD vs. DUN)



@LoganSendelbach



**CAREER TRANSACTIONS:** Selected in the 10th round (307th overall) by the Pittsburgh Pirates in the 2015 MLB Draft out of Tiffin University...Signed on June 18, 2015

**CURVE CUTS:** Logan Anthony Sendelbach...Attended Hopewell-Loudon High School in Bascom, Ohio and graduated in 2012...All-Ohio Division IV second team as a senior in 2012 with an 8-0 record, 99 strikeouts and 0.00 ERA over 56 innings...Two-time all-conference first team and helped the Chieftains to three district titles...Also played football and was conference Offensive Player of the Year as a junior and Defensive Player of the Year as a senior...Attended nearby Division II Tiffin University and majored in management...Earned first collegiate win vs. Findlay on March 22, 2013 as a freshman...All-Great Lakes Intercollegiate Athletic Conference Honorable Mention in 2014 and 2015...Completed collegiate career with 10-13 record, 3.39 ERA (third-best in program history) and 122 strikeouts (tenth-most in program history)...First player from Tiffin University to ever be selected in the MLB draft

**2017:** Spent entire season with A-Adv. Bradenton...Began the year in the Marauders bullpen with a pair of scoreless outings on 4/6 @ CHA and 4/9 v. CHA...Made a spot start in game two of a double-header on 4/13 @ TAM (5.0 IP, 4 H, 1 ER, 2 BB, 3 SO)...Converted first career save opportunity on 5/2 vs. STL by completing the final two frames of a 6-1 Marauders win...Started on 5/7 vs. DUN and was tagged for 10 runs (nine earned) on a career-high 12 hits over 2.2 IP...Had a scoreless month between 5/28-6/28 that spanned 11 innings and seven appearances with just five hits allowed...Final seven assignments of the season were all starts from 7/31

to the end of the season...Lost three consecutive starts from 7/31-8/10 with a 5.54 ERA over those three outings...Won back-to-back starts on 8/15 v. DBT (5.2 IP, 6 H, 3 ER) and 8/22 @ DBT (6.0 IP, 5 H, 2 R, 0 ER, 2 BB, 5 SO)...Picked up a win in final regular-season start on 9/3 v. CHA (5.0 IP, 3 H, 2 ER, 0 BB, 4 SO)

**2016:** Spent entire season with the Single-A West Virginia Power of the South Atlantic League...In five starts in April, carried a 1.32 ERA and 2-0 record along with five hitless innings to open the season on 4/8 @ GBO...Tossed six scoreless innings and allowed two hits on 7/3 vs. COL...First career complete-game on 7/9 @ LWD in the first game of a double-header...Took the loss after six innings and four runs on four hits including a home run...Turned in three seven-inning outings and went 2-0 with a 3.00 ERA over those three starts...Compiled eight quality starts while trailing only RHP Dario Agrazal for the most starts for the Power...Fourth among South Atlantic League starters in fewest base-runners per nine innings (10.40)

**2015:** Spent entire season with the rookie-level Bristol Pirates of the Appalachian League...Made professional debut on 6/28 vs. PRN and allowed two runs on five hits over 2.2 IP...After losing first three decisions, won back-to-back quality starts on 8/16 @ BLU and 8/22 @ PRN...Allowed one run, a solo home run, over six innings and allowed two hits on 8/16 @ BLU...Only scoreless start of the year on 8/22 @ PRN lasted six innings and surrendered two hits...Allowed three earned runs over last four starts (22.0 IP) and lowered ERA to 5.23 from 9.43



Sendelbach split time between the bullpen and starting rotation in Bradenton in 2017

YR	CLUB	W-L	ERA	G	GS	CG	SHO	SV	IP	H	R	ER	HR	BB	SO
15	Bristol (Rk.)	2-3	5.23	11	10	0	0	0	43.0	47	29	25	5	14	32
16	West Virginia (A)	8-8	3.75	26	26	1	0	0	139.1	126	62	58	11	31	98
17	Bradenton (A+)	5-6	3.58	31	11	0	0	2	88.0	90	39	35	9	24	62
<b>MLB Totals (3 seasons)</b>		<b>15-17</b>	<b>3.93</b>	<b>68</b>	<b>47</b>	<b>1</b>	<b>0</b>	<b>2</b>	<b>270.1</b>	<b>263</b>	<b>130</b>	<b>118</b>	<b>25</b>	<b>69</b>	<b>192</b>

**A**  
 ORGANIZATION  
 2018 CURVE  
 HISTORY RECORDS  
 EASTERN LEAGUE  
 PIRATES ORGANIZATION  
 GENERAL INFORMATION

# SAM STREET RIGHT-HANDED PITCHER

**HEIGHT/WEIGHT:** 6-2/218  
**BIRTHPLACE:** Melbourne, Australia  
**BORN:** March 18, 1992  
**ACQUIRED:** 16th round (2014)

**BATS/THROWS:** Right/Right  
**RESIDES:** Sandringham, Australia  
**AGE:** 26  
**SCHOOL:** University of Texas-Pan American

### CAREER HIGHS

**IP (START):** 4.2, 8/4/17 (BRD @ FLO)  
**IP (RELIEF):** 6.0, 6/18/15 (WVP @ CSC)  
**RUNS ALLOWED:** 6, 4/21/17 (BRD vs. JPB)  
**WALKS:** 4, 2x, last - 8/18/16 (BRD @ PUM)  
**STRIKEOUTS:** 6, 5/24/17 (BRD vs. STL)  
**MOST HITS ALLOWED:** 8, 4/21/17 (BRD vs. JUP)



### AWARDS & HONORS

2014 New York-Penn League Mid-Season All-Star

**CAREER TRANSACTIONS:** Selected by the Pittsburgh Pirates in the 16th round (491st overall) in the 2014 MLB Draft out of the University of Texas - Pan American...Signed on June 12, 2014

left-handers hitting .221...Spent a month and a half on the temporary inactive list

**CURVE CUTS:** Samuel James Street...Attended high school at St Leonard's College in Melbourne, Australia...Played for the Sandringham Baseball Club in the summer and Dingley Baseball in the winter...Earned the league MVP and the Allan Willis Memorial Club Champion Award in the winter of 2011 after going 9-0 with a 0.40 ERA in 81 innings...Began his collegiate career at New Mexico Junior College...Appeared in 12 games during his freshman season in 2011...Went 6-2 with a 4.13 ERA in 56.2 IP...Nailed down one save...Tossed three complete games, all shutouts...Earned Second Team All-Conference Honors...Enjoyed a 7-2 mark with a 2.24 ERA as a sophomore in 2012...Earned Outstanding Pitcher Award and First Team All-Conference...Logged 76.1 innings...Threw six complete games, two of which were shutouts...Transferred to the University of Texas Rio Grande Valley beginning in his junior season in 2013...Went 10-3 with a 2.73 ERA in 17 games (15 starts)...Ranked second in the NCAA in complete games (eight)...Pitched 115.1 innings, which is the second-highest total in program history...Struck out 13 batters in a complete game win against Jackson State on 3/30...Went 12-2 with a 1.81 ERA as a senior in 2012...11 of his 15 starts resulted in a complete game, which led the entire NCAA...Opponents hit .217 against him as he logged a career-high 129.1 IP...Earned All-American Third Team honors...Pitched a 10-inning complete game in a win over Grand Canyon on 4/4...Earned WAC Pitcher of the Week honors three different times during senior season...Tied for fifth in program history with 22 wins...Was the WAC Triple Crown winner in 2014 after leading the conference in every pitching category including wins, ERA, strikeouts, complete games, batting average against and innings pitched...Majored in business administration

**2015:** Spent season with Single-A West Virginia...Appeared in 34 games, all in relief for the Power...Pitched six innings in relief against Charleston on 6/18, giving up two runs on three hits...Also logged five innings in relief against Lakewood on 5/26, surrendering two earned runs on seven hits...Allowed just one earned run in 15.2 IP in July (0.57 ERA)...Held right-handed hitters to a .218 batting average with a .521 OPS, while left-handers registered a .296 mark with a .744 OPS against him...Allowed only three home runs in 85.2 IP for the entire season...Ranked third among Pirates minor leaguers in ERA

**2014:** Spent the season with short-season Jamestown... Appeared in 16 games, all in relief for the Jammers...Made professional debut on 6/26 against Mahoning Valley, pitching two scoreless innings while striking out two...Did not allow an earned run through his first 13.0 IP... Was named a New York-Penn League Mid-Season All-Star...Recorded two outs in the ninth inning of the NYPL All-Star Game in Brooklyn...Tossed two scoreless innings against Mahoning Valley in his season finale on 9/1, shaving his ERA to 0.98 for the season...Allowed only 13 hits in 27.2 IP...Opponents hit .135 against him...Led the Jammers with five saves

**2017:** Spent the season with A-Adv. Bradenton Marauders in bullpen...Opened the season with 4.2 scoreless innings on 4/8 vs. Charlotte...Had six straight scoreless outings between 7/13-7/31 totaling 9.2 IP...Made first career start on 8/4 @ FLO (2) and allowed three runs on six hits over four and two-thirds innings...Threw a season-high five scoreless innings and struck out five along with four hits on 8/29 @ TAM...Had third-lowest BB/9 IP ratio (1.96) and second fewest base-runners/9 IP ratio (11.05) among Florida State League relievers

**2016:** Spent season in A-Adv. Bradenton...Appeared in 27 games for the Marauders, all in relief...Pitched four shutout innings against Brevard County on 7/9...Logged three shutout innings three separate times during the season, the last of which being on 8/11 against St. Lucie...Gave up only two earned runs in 32.1 IP at home (0.56 ERA), compared to allowing 12 earned runs in 23.1 IP (4.63 ERA) on the road...Opponents batted .225 against him, with right-handers hitting .228 and



Street spent his second year with the Bradenton Marauders in 2017 and completed his fourth straight season with an ERA under 3.00

YR	CLUB	W-L	ERA	G	GS	CG	SHO	SV	IP	H	R	ER	HR	BB	SO
14	Jamestown (A-)	1-1	0.98	16	0	0	0	5	27.2	13	5	3	0	4	21
15	West Virginia (A)	3-1	2.10	34	0	0	0	6	85.2	83	25	20	3	13	72
16	Bradenton (A+)	4-2	2.26	27	0	0	0	1	55.2	46	21	14	2	23	38
17	Bradenton (A+)	3-2	2.74	31	1	0	0	2	69.0	67	26	21	3	14	51
<b>MiLB Totals (4 seasons)</b>		<b>11-6</b>	<b>2.19</b>	<b>108</b>	<b>1</b>	<b>0</b>	<b>0</b>	<b>14</b>	<b>238.0</b>	<b>209</b>	<b>77</b>	<b>58</b>	<b>8</b>	<b>54</b>	<b>182</b>

# MICHAEL SUCHY | OUTFIELDER

**HEIGHT/WEIGHT:** 6-4/231  
**BIRTHPLACE:** Dayton, Ohio  
**BORN:** April 15, 1993  
**ACQUIRED:** 5th round (2014)

**BATS/THROWS:** Right/Right  
**RESIDES:** Bradenton, Fla.  
**AGE:** 24 (Turns 25 on April 15)  
**SCHOOL:** Florida Gulf Coast University



### CAREER HIGHS

**HITS:** 3, 11x, last – 8/23/17 (ALT @ HFD)  
**RUNS:** 2, 5x, last – 8/23/17 (ALT @ HFD)  
**HOME RUNS:** 1, 22x, last – 9/4/17 (ALT vs. HAR)  
**RBI:** 4, 3x, last – 6/27/15 (WVP @ GBO)  
**STOLEN BASES:** 1, 23x, last – 6/25/17 (ALT vs. HFD)  
**HITTING STREAK:** 11 games (8/5/15-8/16/15)

### AWARDS & HONORS

South Atlantic League Player of the Week (7/6/15)  
 2015 South Atlantic League Post-Season All-Star  
 2015 MiLB.com Pittsburgh Organization All-Star

**CAREER TRANSACTIONS:** Selected by the Pittsburgh Pirates in the fifth round (161st overall) in the 2014 MLB Draft out of Florida Gulf Coast University...Signed on June 21, 2014

the Australian Baseball League during the 2017-2018 winter and hit .299 with six homers and 22 RBIs in 39 games...His brother, Stephen, played tight end at Tulane...

**2017:** Began season with Double-A Altoona...Hit safely in seven of first eight games to start season (.276, 8-for-29, RBI, 11 K)...Hit first home run on 4/28 v. HAR...Posted a seven-game hit streak from 4/19-4/29...Drove in a run in three consecutive games from 4/25-4/29...Placed on disabled list on 5/7 with a broken left hamate bone...Activated from disabled list on 6/21...Hit a two-run homer on 7/21 @ BOW...Collected pinch-hit singles in back-to-back games on 7/24 and 7/25 @ REA...Posted second nine-game hit streak from 7/18-7/27 during which he hit .375 with a homer and four RBIs...Had first three-hit game on 8/23 @ HFD and hit a home run...Homered in regular-season finale on 9/4...Hit .223 (29-for-130) with three homers over final 40 regular-season games beginning 7/14...Drove in three runs on three hits, including a two-run homer, on 9/8 @ BOW in Game 2 of Western Division Series...Recorded at least one hit in five of six postseason games...Led team with 95 strikeouts over 78 regular-season games played...Played during the winter with the Sydney Blue Sox of the Australian Baseball League and hit .299 with six home runs and 22 RBIs over 38 games

**2016:** Spent season with A-Adv. Bradenton...Played 115 games for the Marauders, mostly as the regular right fielder...Hit .183 in April but batted .313 in May...Batted .289 in July with three homers...Went 3-for-4 with a home run and four RBIs vs. Fort Myers on 6/27

**2015:** Spent season with Single-A West Virginia...Played in 124 games as the regular right fielder...Launched a career-best 10 home runs and 76 RBIs for the Power...Hit just .222 to open the season in April, but heated up to hit .245 in May, and then .344 in June, .330 in July...Strong second half, hit .292 after hitting .253 first half of the season...Tallied a career-best 11-game hitting streak from 8/5/15 – 8/16/15... Hit .300 in home games at Appalachian Power Park...Went 3-for-4 with a double and an RBI @ Hagerstown on 7/27...Was named to the South Atlantic League Post-Season All-Star team...Ranked third among Pirates minor leaguers in RBI...Ranked second in the South Atlantic League in RBI, tied for second in runs scored, tied for fourth in extra-base hits (49) and fifth in total bases (197)

**2014:** Spent season with short-season Jamestown...Played regularly at right field...Had season-high three hits on 7/23 vs. Auburn...Connected with first career home run on 8/25 @ AUB...Hit .184 in the second half of the season...Ranked third in the NYPL with six triples



Suchy hit .348 in the postseason during the Curve's championship run in 2017

**CURVE CUTS:** Michael Joseph Suchy...Attended Southeast High School in Bradenton, Fla....Named to Florida Athletic Coaches Association All-Star team in senior season...Selected to Manatee County All-Area first team three consecutive years...Played three seasons for Florida Gulf Coast...Majored in education...Appeared in 45 games as a Freshman in 2012, hitting .195 with four doubles and six RBI...Played for the Willmar Stingers of the Northwoods League the summer after his freshman season...Hit .349 in 66 games, which ranked eighth in the league...Also had the second-most RBIs with 62 to go along with eight home runs and 22 extra-base hits...Named the No.4 prospect in the Northwoods League by Baseball America...Earned Atlantic Sun All-Conference Second Team honors as a Sophomore in 2013...Appeared in all 53 games and hit .314 with nine home runs and 46 RBI (both second-most on team)...Named No. 2 prospect in A-Sun Conference and 38th-best sophomore overall, according to Baseball America...Blasted a grand slam against Stetson on May 16 and earned his second straight A-Sun Player of the Week honor...Hit .318 with eight home runs and a career-high and team-best 49 RBI as a junior in 2014...Had 16 doubles and four triples in his final season at FGCU, improving in every major offensive category...Earned 2014 Atlantic Sun All-Conference First team honors...Was second-highest draft selection in school history behind Chris Sale (13th overall in 2010)...Maintained a 3.59 GPA while specializing in elementary education...Made 2014 A-Sun All-Academic Team...Played for the Sydney Blue Sox of

YR	CLUB	AVG	G	AB	R	H	TB	2B	3B	HR	RBI	BB	SO	SB	CS
14	Jamestown (A-)	.236	66	237	35	56	79	8	6	1	17	26	53	7	9
15	West Virginia (A)	.275	124	447	74	123	197	34	5	10	76	54	103	6	3
16	Bradenton (A+)	.246	115	386	55	95	137	15	3	7	47	49	104	8	7
17	West Virginia (A-)	.200	2	5	0	1	1	0	0	0	0	3	3	0	1
	Altoona (AA)	.200	78	250	31	50	72	8	1	4	17	21	95	2	2
	2017 Totals (4 seasons)	.200	80	255	31	51	73	8	1	4	17	24	98	2	3
	MiLB Totals (4 seasons)	.245	385	1325	195	325	486	65	15	22	157	153	358	23	22

A  
 ORGANIZATION  
 2018 CURVE  
 HISTORY RECORDS  
 EASTERN LEAGUE  
 PIRATES ORGANIZATION  
 GENERAL INFORMATION

# JERRICK SUITER

**FIRST BASEMAN/OUTFIELDER**

**HEIGHT/WEIGHT:** 6-3/242  
**BIRTHPLACE:** Valparaiso, Ind.  
**BORN:** March 4, 1993  
**ACQUIRED:** 26th round (2014)

**BATS/THROWS:** Right/Right  
**RESIDES:** Valparaiso, Ind.  
**AGE:** 25  
**SCHOOL:** Texas Christian University

**CAREER HIGHS**

**HITS:** 5, 2x, last – 8/5/15 (WVP vs. GVL)  
**RUNS:** 4, 8/17/14 (BRS vs. JC)  
**HOME RUNS:** 1, 19x, last – 8/19/17 (ALT @ NH)  
**RBI:** 5, 7/12/15 (WVP @ GBO)  
**STOLEN BASES:** 2, 8/15/14 (BRS @ KNG)  
**HITTING STREAK:** 15 games (4/9/16-5/18/16)



@jerricksuiter



**CAREER TRANSACTIONS:** Selected by the Toronto Blue Jays in the 35th round (1069th overall) of the 2011 MLB Draft out of Valparaiso (Ind.) High School but did not sign...Selected by the Pittsburgh Pirates in the 26th round (791st overall) in the 2014 draft out of Texas Christian University...Signed on June 26th, 2014

**CURVE CUTS:** Jerriek Lee Suiter...Four-year letter winner at Valparaiso High School...Named Male Athlete of the Year in 2011 by the Indiana Times...Pitched in the Under Armor All-American game as a junior...Ranked as the No. 9 top prospect in the state of Indiana by Baseball America...Also a standout basketball and football player in high school...Earned 11 varsity letters in three different sports in high school...Drafted out of high school by the Toronto Blue Jays in the 35th round as a pitcher but opted to attend TCU...Played three seasons for the Texas Christian University Horned Frogs...Briefly played with TCU's football team before focusing solely on baseball...Majored in Deaf Education...Split time between pitching and hitting during his 2012 freshman season...recorded 10 multi-hit games and six multiple RBI contests...Didn't allow a run in four relief appearances...Became Horned Frogs everyday left fielder by the end of freshman season...Finished 2012 with a .310 batting average 20 RBIs, four doubles and three triples in 44 games...Went 0-1 with a 3.60 ERA in 10 IP...Became solely a position player for the rest of his collegiate career starting in his sophomore season...Made 35 starts at three different positions as a sophomore (left field, right field and catcher)...Hit just .186 with 10 RBIs and three doubles in 2013...Made 46 starts in his junior and final season at TCU in 2014...38 of those starts came at designated hitter...11 of his 29 RBIs that season came with two out...Hit .364 in the Big 12 Tournament and earned Most Outstanding Player honors...Collected two hits in the College World Series...Hit .273 with a career-high 29 RBIs and 12 doubles in 51 games...Finished his career at TCU with a .262 average, 59 RBIs, 19 doubles and three triples in 138 games (119 starts)...Played every position except second base and shortstop during his career at TCU

**2017:** Missed start of season with injury...Assigned to A-Adv. Bradenton on 4/25...Hit .237 with four RBIs over 10 games with Marauders...Promoted to Double-A Altoona on 5/7...Collected first Double-A hit on 5/11 v. NH...Hit first Double-A home run on 6/2 @ BOW, a three-run shot...Saw first action at first base as a defensive replacement on 6/9 v. RIC...Hit three-run homer on 6/11 v. RIC, his third of the season...Posted season-high seven-game hit streak from 6/10-6/20...Hit .354 (best in Pirates organization) with four homers and 11 RBIs in 22 June games...Reached base in ten consecutive plate appearances from 7/5-7/7 (9-for-9, HR, 2 2B, BB, 5 RBI)...Hit game-tying, two-run homer on 7/8 @ AKR (1) in sixth inning of 6-5 win...Collected three hits and added seventh home run with two RBIs on 7/14 v BOW...Worked three walks on 7/15 v. BOW, becoming second Curve player to walk three times in a game in 2017...Drove in three runs and hit ninth homer on 8/13 v. TRN...Had three hits and three RBIs with tenth homer on 8/19 @ NHM (1), including game-tying single in sixth...Drove game-tying, two-run double in ninth to force extras on 8/20 @ NH in win...Tied season high with three walks on 8/28 @ RIC...Hit .299 (84/281)

YR	CLUB	AVG	G	AB	R	H	TB	2B	3B	HR	RBI	BB	SO	SB	CS
14	Bristol (Rk.)	.279	55	190	35	53	68	8	2	1	29	41	37	8	3
15	West Virginia (A)	.299	105	381	62	114	150	19	4	3	57	46	59	6	4
16	Bradenton (A+)	.265	118	442	52	117	148	16	0	5	63	40	86	7	3
17	Bradenton (A+)	.237	10	38	4	9	11	2	0	0	4	5	9	1	0
	Altoona (AA)	.285	100	347	47	99	155	20	3	10	58	47	83	7	2
	2017 Totals (A+/AA)	.281	110	385	51	108	166	22	3	10	62	52	92	8	2
	MLIB Totals (4 seasons)	.280	388	1398	200	392	532	65	9	19	211	179	274	29	12

with 10 homers and 49 RBIs over final 79 regular-season games from 6/2-9/4...Named 2017 Altoona Curve Unsung Hero of the Year...Led team and ranked 14th in Eastern League with .285 batting average...Led team and ranked eighth in league with .372 on-base percentage...Ranked second on team and 18th in league with .447 slugging percentage...Led team and ranked 13th in league with .819 OPS...Ranked ninth in Pirates organization with .281 overall batting average, tied for tenth with 10 overall home runs, fifth with 62 total RBIs and seventh with 52 total base on balls



Suiter hit a career-best 10 home runs as a member of the Curve in 2017

**2016:** Spent 2016 with A-Adv. Bradenton...Was the team's regular first baseman...Did not play any outfield for the first time in his career...Tallied career highs in games played (118), hits (117) home runs (5) and RBIs (63)...Had two four-hit games, going 4-for-4 with an RBI vs. St. Lucie on 5/3 and going 4-for-5 with a home run and four RBIs vs. Daytona on 7/31...Compiled a 15-game hitting streak from 4/29/16-5/18/16...Hit just .192 in April before heating up to .316 in May...Hitting .273 in the second half after hitting .257 before the All-Star break

**2015:** Spent 2015 with Single-A West Virginia...Appeared in 105 games...Missed nearly the entire month of May with an injury...Went 5-for-5 at the plate twice on 7/12 vs. Greensboro (also had 5 RBIs) and 8/5 vs. Greenville...Notched career-highs with a .299 average, 19 doubles and four triples...Played left field, right field and first base...Became the first Power player since Gregory Polanco to have five hits in a game on 7/12 at Greensboro...Hit .462 (12-for-26) over final seven games to close out season...Ranked fifth in the South Atlantic League with a .299 batting average

**2014:** Spent season with Rookie-level Bristol after signing in late June...Went 2-for-2 with a walk and an RBI in his first career game...Hit his first career home run on 7/31 vs. Princeton after not hitting any home runs during his college career...Scored a career-high four runs against Johnson City on 8/1...Split time evenly between first base, right field and designated hitter...Ranked second in the Appalachian League in walks and third in on-base percentage

# MITCHELL TOLMAN INFILDER

**HEIGHT/WEIGHT:** 5-11/197  
**BIRTHPLACE:** Irvine, Calif.  
**BORN:** June 8, 1994  
**ACQUIRED:** 7th round (2015)

**BATS/THROWS:** Left/Right  
**RESIDES:** Lake Forest, Calif.  
**AGE:** 23 (Turns 24 on June 8)  
**SCHOOL:** University of Oregon



**CAREER HIGHS**  
**HITS:** 5, 6/29/17 (BRD vs. DUN)  
**RUNS:** 4, 3x, last - 5/4/17 (BRD vs. STL)  
**HOME RUNS:** 2, 2x, last - 8/23/17 (BRD @ DBT)  
**RBI:** 5, 5/23/17 (BRD vs. STL)  
**STOLEN BASES:** 2, 4x, last - 7/14/17 (BRD @ CLR)  
**HITTING STREAK:** 12 games (7/1/17-7/14/17)



@RichGoldman37

### AWARDS & HONORS

South Atlantic League Player of the Week (7/3/16)

**CAREER TRANSACTIONS:** Selected by the Pittsburgh Pirates in the seventh round (217th overall) in the 2015 MLB Draft out of the University of Oregon...Signed on June 18

**CURVE CUTS:** Mitchell Ross Tolman...Graduated from El Toro (Calif.) High School in 2012...Played collegiately at the University of Oregon...The Ducks' all-time leader in doubles (47), RBI (128), OBP (.433) and multiple-RBI games (32)...First-team All-Pac-12 in 2015...Named a freshman All-American by Louisville Slugger in 2013...Played for the Conejo Oaks in the California Collegiate League after his freshman season and appeared in the CCL All-Star Game...Played for the Orleans Firebirds in the Cape Cod Baseball League after the 2014 season and hit .272 with a home run, seven doubles and nine RBIs...Made a diving catch that was televised on ESPN's SportsCenter during his junior year at Oregon

**2017:** Began season with A-Adv. Bradenton Marauders of the Florida State League...Picked up career-high five RBIs on 5/23 vs. STL and went 3-for-4 at the plate with a triple...Went 5-for-5 with a double and a pair of RBI on 6/29 vs. DUN, first five-hit game of career...Slugged a pair of home runs on 8/23 @ DAY, second multi-homer game of career and finished with four RBIs...Finished the FSL season fourth in the league in runs (66) and led second baseman in fielding percentage (.978)...Led the Marauders in RBI (62)...Promoted to Double-A Altoona on 9/3...Made his Double-A debut with the Curve in a suspended game from 9/2, appearing in the box score from that day vs. Harrisburg...Made his first start on 9/3 and went 1-for-3 with an RBI and a double...Hit a three-run, walk-off homer in the 12th inning of the regular-season finale on 9/4 vs. Harrisburg...Started all six play-

off games for the Curve...Collected RBIs in Game 1 and Game 2 of the ELDS at Bowie in addition to Game 1 of the ELCS at Trenton...Hit .333 (8-for-24) during the Curve's run to the Eastern League title...Played 17 games for the Glendale Desert Dogs and hit .197 with a homer and five doubles

**2016:** Played the entire season for the West Virginia Power of the South Atlantic League...Recorded first four-hit game of career on 4/18 v. KAN in 16-inning contest (4-for-8, 2 2B, 2 R, RBI, BB)...Matched season high with four hits on 6/27 v. LEX (4-for-4, R, HR, 2 RBI)...Reached base safely in 28 consecutive games from 5/19-6/24, the second-longest on-base streak in the South Atlantic League that season...Streak matched Robbie Grossman's 2009 record set with the Power...Had first multi-homer game of career on 6/30 v. COL...Named South Atlantic League Player of the Week for 6/27-7/3...Hit .500 (9-for-18) and four home runs to lead the circuit over that period...Finished second in the league in walks (71)...Capped off a 16-inning game vs. Kannapolis on 4/18 with a walk-off double and finished 4-for-8 with two doubles...Had a four-hit, four-run game on 8/16 at Lexington

**2015:** Spent the entire season with the West Virginia Black Bears...made his professional debut on 6/19 vs. MV...Collected his first professional hits on 6/21 v. MV (1) with a 2-for-4 performance that included a double...Went 3-for-4 with two doubles and two runs scored on 8/7 v. SC...Finished seventh among New York-Penn League hitters in batting average (.304) and fourth in on-base percentage (.407)...Started as the lead-off hitter in all five of the Black Bears playoff games and hit .348 (8-for-23) with two doubles...Black Bears swept the Staten Island Yankees 2-0 to claim the New York-Penn League championship



Tolman hit a walk-off home run in the 12th inning of the Curve's regular-season finale against Harrisburg in 2017

YR	CLUB	AVG	G	AB	R	H	TB	2B	3B	HR	RBI	BB	SO	SB	CS
15	West Virginia (A-)	.304	63	224	32	68	92	16	4	0	23	33	38	2	7
16	West Virginia (A)	.265	119	434	65	115	161	20	1	8	48	71	68	10	13
17	Bradenton (A+)	.267	115	415	66	111	163	19	3	9	62	58	85	14	5
	Altoona (AA)	.222	3	9	1	2	6	1	0	1	5	0	2	0	0
	2017 Totals (A+/AA)	.267	118	424	67	113	169	20	3	10	67	58	87	14	5
	MiLB Totals (3 seasons)	.274	300	1082	164	296	422	56	8	18	138	162	193	26	25

**A**  
 ORGANIZATION  
 2018 CURVE  
 HISTORY RECORDS  
 EASTERN LEAGUE  
 PIRATES ORGANIZATION  
 GENERAL INFORMATION

# COLE TUCKER

## SHORTSTOP

**HEIGHT/WEIGHT:** 6-3/200  
**BIRTHPLACE:** Phoenix, Ariz.  
**BORN:** July 3, 1996  
**ACQUIRED:** 1st round (2014)

**BATS/THROWS:** Switch/Right  
**RESIDES:** Phoenix, Ariz.  
**AGE:** 21 (Turns 22 on July 3)  
**SCHOOL:** Mountain Pointe (Ariz.) HS



@cotuck

### CAREER HIGHS

**HITS:** 4, 3x, last – 5/12/17 (BRD vs. PMB)  
**RUNS:** 3, 7x, last – 5/12/17 (BRD vs. PMB)  
**HOME RUNS:** 2, 5/12/17 (BRD vs. PMB)  
**RBI:** 7, 5/12/17 (BRD vs. PMB)  
**STOLEN BASES:** 4, 2x, last – 5/5/17 (BRD vs. DUN)  
**HITTING STREAK:** 12 games (6/4/15-6/28/15)

### AWARDS & HONORS

2015 MiLB.com Pittsburgh Organization All-Star  
 Florida State League Player of the Week (5/14/17)  
 2017 Florida State League Mid-Season All-Star  
 2017 Florida State League Post-Season All-Star  
 2017 MiLB.com Pittsburgh Organization All-Star

### PROSPECT RANKINGS

2014 Baseball America No. 11 GCL prospect  
 2014 MLB.com No. 9 Pirates prospect  
 2015 Baseball America South Atlantic League No. 15 prospect  
 2017 Baseball America No. 9 Florida State League prospect  
 2015 Baseball America No. 8/MLB.com No. 10 Pirates prospect  
 2016 Baseball America No. 7/MLB.com No. 9 Pirates prospect  
 2017 Baseball America No. 8/MLB.com No. 7 Pirates prospect  
 2018 Baseball America No. 6/MLB.com No. 5 Pirates prospect

**CAREER TRANSACTIONS:** Selected by the Pittsburgh Pirates in the first round (24th overall) in the 2014 MLB Draft out of Mountain Pointe (Ariz.) High School...Signed on June 12, 2014

**CURVE CUTS:** Cole Bryson Tucker...Attended Mountain Pointe High School in Phoenix... Played in 27 games during his senior season and hit .405 with five home runs, 30 RBI, eight doubles and four triples...Had committed to play baseball at the University of Arizona where Curve shortstop Kevin Newman and Phillies infielder Scott Kingery were his hosts during his recruiting visit...Named to West All Region 1st Team and Perfect Game 2nd Team All-American in 2014...Rated as the second-best high school player in Arizona by Baseball America prior to the draft...Went to the same high school as C.J. Cron of the Los Angeles Angels and Kevin Cron of the Arizona Diamondbacks...Played for Team USA in the 2013 18U Baseball World Cup in Taiwan and won the gold medal alongside Brady Aiken, Jusus Sheffield and more...Rated as the second-best high school player in Arizona by Baseball America prior to the draft

**2017:** Began season with A-Adv. Bradenton...Hit .230 in 22 April games with 13 stolen bases...Stole four bases in a single game for first time in career on 5/1 v. STL...Again recorded four stolen bases in four tries on 5/5 v. DUN...Finished a single shy of the cycle on 5/12 v. PMB (4-for-6, 2B, 3B, 2 HR, 7 RBIs) in first multi-homer game of career and first seven-RBI game of career...Also matched career highs with three runs scored and four hits...Hit .304 with four homers and 21 RBIs over 27 games in May with 14 stolen bases...Placed on the 7-day disabled list on 6/4 retroactive to 6/3 with a fractured thumb...Activated from the disabled list on 6/24...Hit .358 over final 13 games with Marauders in July with six doubles...Promoted to Double-A Altoona on 7/20...Went 0-for-5 with two strikeouts and committed two defensive errors in Double-A debut on 7/20 @ BOW...Picked up first Double-A hit on 7/21 @ BOW...Went on a six-game hitting streak from 7/24-7/30...Committed three errors at shortstop on 8/1 v. ERI...Knocked first Double-A triple on 8/9 v. REA...Hit first Double-A homer, a two-run, go-ahead shot, in win on 8/21 @ HFD as part of three-hit game...Posted second six-game hit streak from 8/19 (2)-8/24...Worked four walks, the most for a Curve player in 2017, on 8/28 @ RIC, tying a franchise single-game record...Clubbed second Double-A homer on 9/3 v. HAR...Ended regular season with 16-game on-base streak...Hit .348 (23-for-66) with four doubles, two triples, two homers, 12 RBIs and 13 walks over final 17 regular-season games from 8/17-9/4...Went 3-for-5 with two doubles in Game 1 of Western Division Series on 9/7 @ BOW...Fractured left hand in Game 2 of Division Series on 9/8 to end season...Finished season ranked as Pirates' No. 5 prospect by MLB.com...Tied for team lead with five

triples...Ranked third in Pirates system with 71 total runs scored, sixth with 122 total hits, first with 11 total triples, first with 47 total stolen bases, fifth with 55 total walks and fifth with 101 total strikeouts

**2016:** Started season in Single-A West Virginia...Made season debut in May after recovering from shoulder surgery...Appeared in 15 games for the Power...Promoted to A-Adv. Bradenton on 5/28 after Kevin Newman was placed on DL with fractured orbital...Appeared in 65 games for the Marauders...Went 2-for-3 with a walk in his first game in a Bradenton uniform on 5/29...Hit just .211 at home compared to .270 on the road...Hit .167 with a .448 OPS from the right side of the plate and batted .258 with a .661 OPS from the left side...Went 4-for-5 with two RBIs against Fort Myers on 6/27



Tucker led all Pirates minor leaguers with 47 stolen bases during the 2017 season

**2015:** Spent season with Single-A West Virginia Power...Appeared in 73 games, all at shortstop...Hit .278 at Appalachian Power Park and .308 on the road...Went 4-for-5 with a double and a walk against on 7/1 v. KAN...Swiped a career-high three bases against Hickory on 5/18...Stole a career-high 25 bases in 2015 in 31 chances (80% success rate)...Hit .325 with a .798 OPS in 20 games in July...Sat out all of August with a shoulder injury that required surgery for a torn labrum on 8/25...Ranked fifth in Pirates minor league system with 25 stolen bases

**2014:** Spent season in the Gulf Coast League...Appeared in 48 games, serving as the team's shortstop...Made professional debut on 6/23 vs. GCL Blue Jays, went 0-for-3 with two walks...Belted first career home run on 8/1 vs. GCL Yankees...Batted .289 left handed and .227 from the right side of the plate...Went 3-for-7 with a home run and four RBIs against GCL Yankees on 8/22...Ranked second in the GCL in runs scored and recorded a league-leading eight sacrifice hits

YR	CLUB	AVG	G	AB	R	H	TB	2B	3B	HR	RBI	BB	SO	SB	CS
14	GCL Pirates (Rk.)	.267	48	180	39	48	64	6	2	2	13	26	38	13	5
15	West Virginia (A)	.293	73	300	46	88	113	13	3	2	25	16	49	25	6
16	West Virginia (A)	.262	15	61	9	16	27	4	2	1	2	4	9	1	1
	Bradenton (A+)	.238	65	269	36	64	81	12	1	1	25	29	62	5	6
	2016 Totals (A/A+)	.242	80	330	45	80	108	16	3	2	27	33	71	6	7
17	Bradenton (A+)	.285	68	277	46	79	118	15	6	4	32	34	70	36	12
	Altoona (AA)	.257	42	167	25	43	63	4	5	2	18	21	31	11	3
	2017 Totals (A+/AA)	.275	110	444	71	122	181	19	11	6	50	55	101	47	15
	MLB Totals (4 seasons)	.270	311	1254	201	338	466	54	19	12	115	130	259	91	33

# PEDRO VASQUEZ

RIGHT-HANDED PITCHER

**HEIGHT/WEIGHT:** 6-4/225  
**BIRTHPLACE:** Santo Domingo, D.R.  
**BORN:** September 23, 1995  
**ACQUIRED:** Trade - SEA (2016)

**BATS/THROWS:** Right/Right  
**RESIDES:** Santo Domingo, D.R.  
**AGE:** 22 (Turns 23 on September 23)



@vasquezpedro14

### CAREER HIGHS

**IP (START):** 9.0, 8/21/15 (DSL MAR @ DSL MET)  
**IP (RELIEF):** 5.2, 6/22/16 (AZL MAR vs. AZL WSX)  
**RUNS ALLOWED:** 9, 7/29/17 (BRD vs. PMB)  
**WALKS:** 3, 4x, last - 8/6/17 (BRD @ FLO)  
**STRIKEOUTS:** 9, 2x, last - 7/3/17 (BRD vs. FLO)  
**MOST HITS ALLOWED:** 11, 8/30/17 (BRD @ TAM)

### AWARDS & HONORS

2017 Florida State League Mid-Season All-Star  
 2017 Florida State League Post-Season All-Star

**CAREER TRANSACTIONS:** Signed as an international free agent by the Seattle Mariners on April 8, 2015...Traded from the Seattle Mariners with LHP Jake Brentz to the Pittsburgh Pirates on September 1, 2016 to complete the August 6, 2016 trade for RHP Arquimedes Caminero

**CURVE CUTS:** Pedro Jose Vasquez

**2017:** Spent entire season with A-Adv. Bradenton Marauders of the Florida State League...Made Pirates organization debut on 4/7 @ CHA with a four-inning no-decision...Threw six shutout frames on five hits on 4/23 vs. JUP for first win... Won three straight starts from 5/4-5/15...Struck out eight over seven shutout innings and allowed two hits in the win on 5/31 vs. FTM...Starting pitcher in the Florida State League All-Star Game for the South and allowed a pair of runs in the first inning on 6/17...Struck out career-high nine batters on 7/3 vs. FLO over six innings...Compiled 11 quality starts for the Marauders...Finished sixth in the Florida State League in ERA (3.73), tied for second in wins (9), second in WHIP (1.20) and second in opponent batting average (.254)...Ranked fifth among starting pitchers in the league in K/9 IP (7.15)... Named a Florida State League Post-Season All-Star

**2016:** Began season with rookie-level AZL Mariners in the Arizona League...Made stateside debut on 6/22 vs. WSX (5.2 IP, 1 H) in relief and picked up a win...Turned in three

quality starts out of four starts before earning a promotion to Single-A Clinton LumberKings on 7/17...Won first Midwest League start on 7/18 vs. WM and allowed one run on four hits over five innings of work...Threw an eight-inning complete game on 7/30 @ KC but took loss after allowing the game's only run in the fourth inning...Threw seven innings and fanned seven batters in a winning decision on 8/20 vs. PEO...Made final outing with the Mariners organization on 8/25 @ BEL and tossed five scoreless frames with struck out five

**2015:** Spent entire season with Dominican Summer League Mariners...Made professional debut on 6/1 @ DSL RSX (4.0 IP, 3 H, 3 R, 0 ER)...Worked six innings in first professional loss on 6/6 @ DSL ROJ (5 H, 4 R, 3 ER)...Notched first professional win on 6/12 @ DSL ORI after five innings with one run allowed and five strikeouts...Won three consecutive starts from 6/12-6/18 and seven straight decisions from 6/12-6/29... Three straight scoreless starts spanning 15 innings between 6/24-7/6 and picked up two wins...Struck out a career-best nine on 7/29 v. DSL YAN over 5.2 IP...Threw nine-inning complete game in final appearance of the season on 8/21 @ DSL MET (9.0 IP, 6 H, 1 R, 1 ER, 0 BB, 7 SO)...Earned the win vs. DSL Mets and allowed one run on six hits without a walk in addition to seven strikeouts...Finished in a tie for the most wins in the Dominican Summer League (8), led the league with 91 innings pitched and finished third in the league with an 0.88 WHIP



Vasquez finished tied for second in the Florida State League in wins in 2017 with Bradenton

YR	CLUB	W-L	ERA	G	GS	CG	SHO	SV	IP	H	R	ER	HR	BB	SO
15	DSL Mariners (F-Rk.)	8-2	2.08	15	15	1	0	0	91.0	70	30	21	5	10	71
16	AZL Mariners (Rk.)	2-2	2.22	5	4	0	0	0	28.1	24	7	7	1	5	22
	Clinton (A)	3-2	2.28	8	8	1	0	0	43.1	35	13	11	3	4	30
	2016 Totals (Rk./A)	5-4	2.26	13	12	1	0	0	71.2	59	20	18	4	9	52
17	Bradenton (A+)	9-7	3.73	26	24	0	0	0	137.2	135	57	57	13	30	107
	MiLB Totals (3 seasons)	22-13	2.88	54	51	2	0	0	300.1	264	107	96	22	49	230

ORGANIZATION  
 2018 CURVE  
 HISTORY RECORDS  
 EASTERN LEAGUE  
 PIRATES ORGANIZATION  
 GENERAL INFORMATION

# BRANDON WADDELL

LEFT-HANDED PITCHER

**HEIGHT/WEIGHT:** 6-1/191  
**BIRTHPLACE:** Houston, Texas  
**BORN:** June 3, 1994  
**ACQUIRED:** 5th round (2015)

**BATS/THROWS:** Left/Left  
**RESIDES:** Houston, Texas  
**AGE:** 23 (Turns 24 on June 3)  
**SCHOOL:** University of Virginia

## CAREER HIGHS

**IP (START):** 7.0, 5x, last – 8/31/17 (ALT @ RIC)  
**IP (RELIEF):** 3.2, 8/14/16 (ALT vs. REA)  
**RUNS ALLOWED:** 7, 5/29/16 (ALT @ BOW)  
**WALKS:** 7, 6/18/16 (ALT vs. HFD)  
**STRIKEOUTS:** 8, 2x, last – 8/25/16 (ALT @ BOW)  
**MOST HITS ALLOWED:** 10, 2x, last – 6/8/16 (ALT @ ERI)



@BWaddell20



## AWARDS & HONORS

Florida State League Player of the Month (April 2016)  
 Florida State League Pitcher of the Week (5/1/16)  
 Eastern League Pitcher of the Week (6/26/16)  
 2016 MiLB.com Pittsburgh Organization All-Star

## PROSPECT RANKINGS

2015 MLB.com No. 25 Pirates prospect  
 2017 Baseball America No. 17/MLB.com No. 20 Pirates prospect  
 2018 Baseball America No. 19/MLB.com No. 29 Pirates prospect

**CAREER TRANSACTIONS:** Selected by the Pittsburgh Pirates in the fifth round (157th overall) of the 2015 MLB Draft out of the University of Virginia...Signed on July 16

**CURVE CUTS:** Brandon David Waddell...Pitched seven innings and earned the win in Game 3 of the 2015 College World Series finals to lift the Virginia Cavaliers to the national championship over Vanderbilt...Made 53 starts in his UVA career, the most in program history...Ranked fifth in UVA history with 21 wins and seventh with 246 strikeouts...Finished with 21 career wins (tied for fifth in program history) and ranks seventh in UVA history with 246 strikeouts...Made 11 career NCAA Tournament starts, won six of them while pitching 73.0 innings and striking out 45, all the most in program history...Went 6-1 with a 2.31 ERA in 11 NCAA Tournament starts...Started five College World Series games and UVA went 5-0 in them...Named to the All-College World Series Team in 2014 and 2015...Named All-ACC Academic Team in 2014 and 2015...Third-Team All-ACC in 2014 sophomore season...UVA's Friday starter as a freshman in 2013...Was the first UVA freshman to start a season opener since 1986 in 2013...Struck out 15 batters in 6.0 IP against Toledo in 2013...Graduated in three years with a degree in economics...All-District first baseman as a senior at Clear Lake High School...Member of the National Honor Society...Rated "Best Change-Up" in the Pirates' system by *Baseball America* entering the 2017 season

**2017:** Began season with Double-A Altoona...Made season debut on 4/8 @ HAR (G1) did not allow a hit through the first three innings but allowed four runs with two outs in the fourth inning...Placed on the 7-day disabled list on 4/18 (Retro to 4/14) with a left forearm strain...Activated from the disabled list on 5/4 and made his second start, going his scheduled three innings and sitting down the first eight batters he saw before allowing a two-out walk in the third...Finished the start with six strikeouts over three innings without allowing a hit...Pitched in longest outing of the year to date on 5/25 vs. AKR, going 5.2 IP and allowing two runs on three hits...Worked six innings for the first time in 2017 on 5/30 vs. AKR and struck out six without allowing a run...Over four starts from 5/14-5/30, Waddell went 0-1 with a 1.35 ERA (3 ER/20 IP)...Allowed four runs and recorded two outs on 6/4 @ BOW, failing to escape the first inning for the second time in 2017...Placed on the 7-day disabled list for the second time in 2017 with a left forearm strain on 6/8 (retro to 6/6)...Made one rehab appearance with the GCL Pirates on 7/14 @ YAN and pitched three scoreless innings and allowed one hit...Made rehab start for short-season West Virginia on 7/20 vs. SC and struck out four over four innings, allowing one run on a solo homer...Made final rehab start for short-season West Virginia on 7/25 vs. BAT and allowed one hit over five scoreless innings with seven strikeouts...Returned to Curve on 7/31 vs. ERI and picked up first Double-A win of 2017 after allowing three runs (two earned) over five innings...Pitched to the sixth and left with the bases loaded, with replacement Tanner Anderson stranding two of the three...Allowed season highs in runs (five) and hits (eight) in loss on 8/16 @ POR...Worked into the sixth inning and allowed one run on 8/26 @ BOW on 103 pitches...Worked longest outing of the season (7.0 innings on 100 pitches) in final regular-season start on 8/31 @ RIC, allowing two runs and matching a season high with six strikeouts...Went 3-1 with a 2.82 ERA (12 ER/38.1 IP) over final seven regular-season starts after returning from the disabled list...Started Game 1 of the Eastern League Championship Series on 9/12 @ TRN worked six scoreless innings with five hits, no walks and six strikeouts to

pick up win in a 2-1 Altoona victory...Extended professional postseason scoreless streak to 19.0 innings in three career playoff starts (8 H, 0 R, 3 BB, 17 K)...Including playoffs, went 4-1 with a 2.44 ERA (12 ER/44.1 IP) over final eight starts...Finished season ranked as Pirates' No. 23 prospect on MLB.com

**2016:** Ranked tied for ninth in the Pirates organization with 20 overall games started, ninth with 118.0 overall innings pitched, eighth with 94 overall strikeouts and ninth with a 4.12 overall ERA...Began season with A-Adv. Bradenton...Worked five scoreless innings and allowed two hits in first start of 2016 on 4/8 @ FTM...Earned first win of the year on 4/13 @ TAM with six scoreless innings and three hits allowed...Began season with a 13.0-inning scoreless streak...Earned a win after allowing two runs in five innings in first home start of the season on 4/18 vs. LAK...Earned third straight win after pitching a career-high 7.0 innings and allowing one run on 4/23 @ STL...Won fourth consecutive start on 4/29 @ JUP...Named Florida State League Pitcher of the Week on May 1 after start on 4/29 @ JUP (W, 6.0 IP, 2 H, 0 R, 0 BB, 7 SO)...Set a career high with seven strikeouts...Promoted to Double-A Altoona on 5/4 to replace injured RHP Jason Creasy's spot in the rotation...Picked up a win in Double-A debut on 5/4 @ ERI, his fifth consecutive start with a win dating back to his time with Bradenton, after pitching 6.1 innings and allowing two runs...Tossed seven frames and allowed just one run on 5/10 in win vs. Trenton...Went 3-0 with a 2.41 ERA in first three Double-A starts...Walked three batters in the first inning, surpassing previous single-game high of two, but worked out of the inning on 5/24 vs. AKR...Finished game with career-high four walks but allowed just two runs in four innings...Did not earn a decision, snapping a string of seven straight starts with a win, going back to his Florida State League time...Went 3-0 with a 2.78 ERA in first four Double-A starts...Picked up a loss on 5/29 @ BOW to snap streak of seven consecutive wins after matching career highs in walks (4) and runs allowed (7) in just three innings...Allowed career-high 10 hits on 6/8 @ Erie in second Double-A loss...Issued career-worst seven walks on 6/18 vs. HFD in no-decision...Set a new career high with eight strikeouts and matched career-best seven innings in win on 6/24 @ BOW on one-year anniversary of victorious outing for UVA in College World Series Championship clincher...Named Eastern League Pitcher of the Week on 6/26 for 6/24 outing against Bowie...Worked six scoreless innings to earn sixth win on 7/9 @ ERI...Tossed six innings and allowed one run while working around six hits and five walks in a win on 7/23 vs. AKR...Went 2-2, 2.45 ERA (10 ER/36.2 IP) over six starts from 7/9-8/9...Pitched first relief outing of professional career on 8/14 vs. REA in relief of Tyler Glasnow's rehab start...Pitched three scoreless innings out of the bullpen on 9/4 @ RIC with five strikeouts...Made one postseason appearance, starting Game 4 of the ELDS on 9/11 @ AKR, pitching seven scoreless innings and allowing one hit and two walks with five strikeouts but Curve lost 1-0 in ten innings to end season

**2015:** Signed on July 16...Spent season with short-season West Virginia Black Bears...Made professional debut on 8/9 @ WIL (3.0 IP, 3 H, 1 ER, 1 BB, 4 SO)...Charged with first professional loss on 8/30 @ BAT with career highs in hits (10), runs (7), earned runs (6) and walks (2)...Earned first professional win in final outing of the season on 9/5 @ MV (5.0 IP, 4 H, 1 ER, 1 BB, 4 SO)...Started Game 3 of the New York-Penn League semifinals and worked six scoreless innings (2 H, 1 BB, 6 SO) as the Black Bears defeated Williamsport, 4-0, to advance to NYPL finals

YR	CLUB	W-L	ERA	G	GS	CG	SHO	SV	IP	H	R	ER	HR	BB	SO
15	West Virginia (A-)	1-1	5.75	6	6	0	0	0	20.1	24	14	13	0	7	18
16	Bradenton (A+)	4-0	0.93	5	5	0	0	0	29.0	13	3	3	1	2	26
	Altoona (AA)	7-9	4.12	22	20	0	0	0	118.0	122	60	54	9	61	94
	2016 Totals (A+/AA)	11-9	3.49	27	25	0	0	0	147.0	135	63	57	10	63	120
17	GCL Pirates (Rk.)	1-0	0.00	1	0	0	0	0	3.0	1	0	0	0	0	4
	West Virginia (A-)	1-0	1.00	2	2	0	0	0	9.0	5	1	1	1	3	11
	Altoona (AA)	3-3	3.55	15	15	0	0	0	66.0	60	28	26	3	27	56
	2017 Totals (Rk/A-/AA)	5-3	3.12	18	17	0	0	0	78.0	66	29	27	4	30	71
	MiLB Totals (3 seasons)	17-13	3.56	51	48	0	0	0	245.1	225	106	97	14	100	209

# JACKSON WILLIAMS CATCHER

**HEIGHT/WEIGHT:** 5-10/200  
**BIRTHPLACE:** Tulsa, Okla.  
**BORN:** May 14, 1986  
**ACQUIRED:** MiLB free agent (2017)

**BATS/THROWS:** Right/Right  
**RESIDES:** Broken Arrow, Okla.  
**AGE:** 31 (Turns 32 on May 14)  
**SCHOOL:** University of Oklahoma



## CAREER HIGHS

**HITS:** 4, 3x, last – 6/12/16 (HFD @ BIN)  
**RUNS:** 3, 2x, last – 5/2/13 (FRE vs. SAC)  
**HOME RUNS:** 2, 2x, last – 5/2/13 (FRE vs. SAC)  
**RBI:** 4, 5x, last – 6/8/16 (HFD @ HAR)  
**STOLEN BASES:** 1, 8x, last – 9/9/15 (SF @ ARI)  
**HITTING STREAK:** 11 games (4/8/10-4/21/10)

## PROSPECT RANKINGS

2008 Baseball America No. 18 Giants prospect  
 2009 Baseball America No. 16 Giants prospect

**CURVE CUTS:** Jackson Thomas Williams...Graduated from Broken Arrow (OK) High School in 2004 where he was a catcher and a pitcher...Team captain his senior season...Team advanced to the state semifinals during his junior and senior campaigns...Teammate of Los Angeles Angels RHP Garrett Richards at Oklahoma...Both are among just 10 Sooners to be selected in the 1st round of the MLB First-Year Player Draft...All-Big 12 2nd Team in 2007...Studied Sociology at the University of Oklahoma and was a three-year starter for the Sooners...Regarded as the "Best Defensive Catcher" in the Giants minor league system by Baseball America in 2007, 2008, and 2010...Was also rated as "Best Defensive Catcher" Baseball America in the Eastern League in 2009 and the Pacific Coast League in 2010...Baseball America had him ranked as the Giants' 16th-best prospect heading into the 2009 season...Received his first Major League call-up on 6/23/14 while Rockies catcher Michael McKenry was placed on the Bereavement List, but did not appear in a game before being sent back to Triple-A Colorado Springs...Made his Major League debut for the Colorado Rockies on 8/27/14 at San Francisco as defensive replacement in the ninth inning...Started his first big league game at catcher on 8/28/14, also against the Giants, and recorded his first career hit in his second plate appearance off Yusmeiro Petit...Hit his only Major League home run, a three-run blast, on 9/7/2014 at Coors Field against San Diego's Tyson Ross...Received a September call-up in 2015 with the Giants, the team that drafted him...Played against Altoona in three other Eastern League uniforms (Connecticut Defenders, Richmond Flying Squirrels, Hartford Yard Goats) in 17 total games at PNG Field before he joined the Curve in 2017...Starting catcher in the first game in franchise history for each the Richmond Flying Squirrels (4/8/10) and the Hartford Yard Goats (4/7/16)...Drove in the first two runs for the Richmond franchise during the 5th inning of their inaugural game at Bowie on a two-run double...Also hit the first home run at The Diamond during the Flying Squirrels first home game on 4/15/10

**2017:** Appeared in 55 games between Altoona and Indianapolis...Began the season in Extended Spring Training before joining the Curve on 4/28...Hit safely in his first six games with Altoona...Continued to hit .333 (12-for-36) through the month of May including a 5/28 home run at Erie...Began second of three total stints with Triple-A Indianapolis on 5/30...Returned to Altoona on 7/20 and rejoined the Indians on 8/15 to finish the season

**2016:** Began the season with the Hartford Yard Goats during their first campaign through the Eastern League...Started at catcher for the Yard Goats inaugural game at The Diamond in Richmond, played as a Hartford home game...Had a perfect fielding percentage over his 59 games at catcher...Appeared in six games for the Triple-A Albuquerque Isotopes between 4/17-4/25 and recorded two hits in 21 at-bats

**2015:** Reunited with the Giants during the offseason after a trade on 3/17 with the Angels, who claimed him off waivers from the Rockies in October...Spent the entire minor league season in the Eastern League as Double-A Richmond's primary catcher...Had his contract selected by the Giants on 9/6 and played seven games for the team that drafted him in the first round eight years prior...Collected his first hit as a Giant on 10/2 with a pinch-hit double against the Colorado Rockies, the team he made his MLB debut with 11 months before...Signed with the Colorado Rockies on a minor league contract on 11/10

**2014:** Signed a minor league free agent contract with the Colorado Rockies and spent much of the season with their Triple-A club in Colorado Springs...The Rockies selected his contract from Triple-A for his first call-up to the Major Leagues on 6/23 but did not appear in a game before being optioned back to Colorado Springs on 6/26...Recalled by the Rockies on 8/27 for the remainder of the season and appeared in seven games after 663 minor league games

**2013:** Played for Triple-A Fresno the entire season, leading the team in games behind the plate for the second straight year with 77 starts...Also led PCL catchers in fielding percentage (.995) for the second year in a row

**2012:** Returned to Fresno for the entire season as their primary catcher...Led Pacific Coast League catchers with a .995 fielding percentage in 79 games behind the plate...Recorded a career-best 11 home runs, 40 RBI, 34 runs and 73 hits...Notched the first four-hit game of his career on 6/12 v. SAC that included two doubles...Recorded his first career multi-home run on 6/20 @ SAC with two solo shots...matched a career-best four RBI on 7/31 @ COL with a three-run home run and a double

**2011:** Began the season with Triple-A Fresno and split catching duties with former Pirate Chris Stewart...Sent to Double-A Richmond on 8/3 to finish year...Made 4 starts in the Flying Squirrels' run to the Eastern League Championship Series...Turned in a .462 average (6-for-13) with three doubles and three RBI during postseason play...Richmond was defeated 3-1 by New Hampshire for the Eastern League championship

**2010:** Opened the season in the Eastern League during Richmond's inaugural season...Drove in first two runs in Richmond franchise history in fifth inning on 4/8 @ BOW...Promoted to Triple-A Fresno on 7/1...Picked up his first Triple-A hit in his second plate appearance on 7/2 @ SAC...Hit first career grand slam and first Triple-A home run on 7/18 @ LV

**2009:** Served as the primary catcher for the Connecticut Defenders of the Eastern League...Posted career-bests in doubles (20) and games played (105)...Started all eight Eastern League playoff games for the Defenders who lost to Akron 3-1 in the Eastern League Championship Series...Hit .240 with two doubles and four RBI during Connecticut's playoff run

**2008:** Split the season between the Giants full-season Class-A affiliates, Augusta and San Jose...Appeared in four games during the California League playoffs, going 0-for-3 in San Jose's Divisional Series defeat to Stockton

**2007:** Made his professional debut on 6/21 @ BOI with the Salem-Keizer Volcanoes of the Northwest League...Collected his first two hits as a pro the next day...Hit his first professional home run on 6/28 against Spokane...Led Northwest League catchers with a 42.9% caught stealing rate (24-for-56), beating out Boise catcher and 2015 AL MVP Josh Donaldson's 39.7%...Went 0-for-8 with a pair of walks in the Northwest League playoffs as Salem-Keizer defeated Tri-City 3-1 for the league title

YR	CLUB	AVG	G	AB	R	H	TB	2B	3B	HR	RBI	BB	SO	SB	CS
07	Salem-Keizer (A-)	.231	42	130	20	30	48	3	0	5	20	16	27	0	0
08	Augusta (A)	.179	47	156	22	28	41	7	0	2	13	15	37	0	0
	San Jose (A+)	.231	50	156	11	36	50	5	0	3	16	15	40	2	3
	2008 Totals (A/A+)	.205	97	312	33	64	91	12	0	5	29	30	77	2	3
09	Connecticut (AA)	.223	105	300	33	67	93	20	0	2	24	35	60	1	5
10	Richmond (AA)	.192	60	193	17	37	54	9	1	2	16	29	54	0	1
	Fresno (AAA)	.224	42	125	16	28	44	7	0	3	15	15	33	1	1
	2010 Totals (AA/AAA)	.204	102	318	33	65	98	16	1	5	31	44	87	1	2
11	Richmond (AA)	.208	18	53	8	11	22	2	0	3	9	5	9	0	0
	Fresno (AAA)	.184	56	125	13	23	29	3	0	1	12	17	36	0	2
	2011 Totals (AA/AAA)	.191	74	178	21	34	51	5	0	4	21	22	45	0	2
12	Fresno (AAA)	.247	86	295	34	73	123	15	1	11	40	13	62	0	0
13	Fresno (AAA)	.230	85	261	30	60	93	14	2	5	30	21	48	0	0
14	Colorado Springs (AAA)	.256	72	242	26	62	89	15	0	4	34	37	57	3	3
	COLORADO (MLB)	.214	7	14	1	3	6	0	0	1	3	2	4	0	0
15	Richmond (AA)	.228	83	276	26	63	77	9	1	1	18	29	50	1	2
	SAN FRANCISCO (MLB)	.200	7	10	1	2	3	1	0	0	1	4	1	1	0
16	Hartford (AA)	.209	62	215	15	45	59	9	1	1	18	22	41	0	1
	Albuquerque (AAA)	.095	6	21	2	2	3	1	0	0	2	0	3	0	0
	2016 Totals (AA/AAA)	.199	68	236	17	47	62	10	1	1	20	22	44	0	1
17	Altoona (AA)	.212	25	85	9	18	22	1	0	1	7	9	18	0	0
	Indianapolis (AAA)	.192	30	104	7	20	25	2	0	1	3	8	26	0	0
	2017 Totals (AA/AAA)	.201	55	189	16	38	47	3	0	2	10	17	44	0	0
	MiLB Totals (11 seasons)	.220	869	2737	289	603	872	122	6	45	277	286	601	8	18
	MLB Career (2 seasons)	.208	14	24	2	5	9	1	0	1	4	6	5	1	0

A  
 ORGANIZATION  
 2018 CURVE  
 HISTORY RECORDS  
 EASTERN LEAGUE  
 PIRATES ORGANIZATION  
 GENERAL INFORMATION



Listed below are all of the Pittsburgh Pirates draft picks from the 2017 amateur draft. Bold indicates a signed player. This year's MLB Draft will take place June 4-6 and the Pirates will have the tenth pick in the first round.



Shane Baz



Steven Jennings



Cal Mitchell



Conner Uselton



Dylan Busby

Round	Pick	Player	School	Pos.	B/T	DOB
1	12	Shane Baz	Concordia Lutheran (Texas) HS	RHP	R/R	6/17/99
2	42	Steven Jennings	DeKalb County (Tenn.) HS	RHP	R/R	11/13/98
2	50	Cal Mitchell	Rancho Bernardo (Calif.) HS	OF	L/L	3/8/99
CBB	72	Conner Uselton	Southmoore (Okla.) HS	OF	R/R	5/20/98
3	88	Dylan Busby	Florida State University	3B	R/R	11/28/95
4	118	Jason Delay	Vanderbilt University	C	R/R	3/7/95
5	148	Deon Stafford	Saint Joseph's University	C	R/R	3/17/96
6	178	Cody Bolton	Tracy (Calif.) HS	RHP	R/R	6/19/98
7	208	Jared Oliva	University of Arizona	CF	R/R	11/27/95
8	238	Blake Weiman	Kansas University	LHP	R/L	11/5/95
9	268	Bligh Badris	Colorado Mesa University	OF	L/R	2/28/96
10	298	Beau Sulser	Dartmouth College	RHP	R/R	5/5/94
11	328	Alex Manasa	Jackson (Mich.) CC	RHP	L/R	1/6/98
12	358	Hunter Wolfe	Walters State (Tenn.) CC	SS	R/R	7/5/96
13	388	Tristan Gray	Rice University	2B	L/R	3/22/96
14	418	Chris Sharpe	UMass Lowell	CF	R/R	6/6/96
15	448	Wallace Gavin	Fairfield University	RHP	R/R	11/14/95
16	478	Hunter Stratton	Walters State (Tenn.) CC	RHP	R/R	11/17/96
17	508	Mason Martin	Southridge (Wash.) HS	RF	L/R	6/2/99
18	538	Shea Murray	Ohio State University	RHP	R/R	11/5/93
19	568	Jacob Webb	Pittsburg (Kansas) HS	RHP	R/R	6/5/99
20	598	Will Reed	Harford (Md.) CC	RHP	R/R	11/3/95
21	628	Robbie Glendinning	University of Missouri-Columbia	SS	R/R	10/6/95
22	658	Brett Pope	Western Carolina University	SS	L/R	5/28/96
23	688	Benjamin Bengtson	University of Hartford	SS	R/R	7/28/95
24	718	Nick Valaika	UCLA	SS	R/R	7/28/95
25	748	Eddie Muhl	George Washington University	RHP	R/R	6/20/95
26	778	Lucas Tancas	Cal State Long Beach	RF	R/R	11/12/93
27	808	David Lee	University of Florida	RHP	R/R	9/13/95
28	838	Matt Seelinger	Farmingdale State College	RHP	R/R	4/19/95
29	868	Brock Deatherage	North Carolina State University	CF	L/L	9/12/95
30	898	Manny Bejerano	Broward College	C	R/R	5/14/97
31	928	Jesse Medrano	Fresno State University	3B	R/R	3/27/95
32	958	Hector Quinones	Midway University	RHP	R/R	6/7/94
33	988	Ryan Valdes	University of South Florida	RHP	R/R	8/22/93
34	1018	Mason Ward	Kennesaw State University	LHP	L/L	7/5/95
35	1048	Drew Fischer	Amherst College	RHP	R/R	6/3/96
36	1078	Ryan Hoerter	Indian Trail (Wash.) HS	RHP	R/R	7/2/99
37	1108	Kyle Watson	University of Mississippi	SS	R/R	1/14/96
38	1138	Christopher Peurifoy	Georgia Tech	CF	R/R	3/26/95
39	1168	Mike Gretler	Oregon State University	3B	R/R	1/1/96
40	1198	Tyler Osik	Chipola (Fla.) College	3B	R/R	11/15/96



Altoona Curve Baseball

99 20<sup>TH</sup> 18

SEASON

*Curve*  
Pa

PRESENTED BY

STUCKEY SUBARU

# HISTORY/RECORDS

## YEAR-BY-YEAR RECORDS

YEAR	W-L	PCT	PLACE	GB	MANAGER
1999	67-73	.479	6th	13.0	Marty Brown
2000	74-68	.521	4th	11.0	Marty Brown
2001	63-79	.444	5th	21.0	Dale Sveum
2002	72-69	.511	4th	21.0	Dale Sveum
<b>2003</b>	<b>78-63</b>	<b>.553</b>	<b>2nd</b>	<b>10.0</b>	<b>Dale Sveum</b>
<b>2004</b>	<b>85-56</b>	<b>.603</b>	<b>1st</b>	<b>+5.5</b>	<b>Tony Beasley</b>
<b>2005</b>	<b>76-66</b>	<b>.535</b>	<b>2nd</b>	<b>8.0</b>	<b>Tony Beasley</b>
<b>2006</b>	<b>75-64</b>	<b>.540</b>	<b>2nd</b>	<b>10.5</b>	<b>Tim Leiper</b>
2007	73-68	.518	3rd	8.5	Tim Leiper
2008	65-77	.458	5th	19.0	Tim Leiper
2009	62-80	.437	6th	27.0	Matt Walbeck
<b>2010</b>	<b>82-60</b>	<b>.577</b>	<b>1st</b>	<b>+5.0</b>	<b>Matt Walbeck</b>
2011	64-77	.454	6th	15.5	P.J. Forbes
2012	72-70	.507	3rd	10.5	P.J. Forbes
2013	63-79	.444	6th	14.0	Carlos Garcia
2014	61-81	.429	5th	18.0	Carlos Garcia
<b>2015</b>	<b>74-68</b>	<b>.521</b>	<b>2nd</b>	<b>5.0</b>	<b>Tom Prince</b>
<b>2016</b>	<b>76-64</b>	<b>.543</b>	<b>2nd</b>	<b>0.5</b>	<b>Joey Cora</b>
<b>2017</b>	<b>74-66</b>	<b>.529</b>	<b>1st</b>	<b>+2.0</b>	<b>Michael Ryan</b>
<b>ALL-TIME</b>	<b>1356-1328</b>	<b>.505</b>			

**Bold** indicates years that Altoona made the E.L. Playoffs

## ALL-TIME REGULAR SEASON RECORD VS. OPPONENTS

TEAM	HOME	AWAY	OVERALL	TEAM	HOME	AWAY	OVERALL
Akron	104-105 (.498)	75-115 (.395)	179-220 (.449)	New Britain <sup>^</sup>	34-22 (.607)	31-31 (.500)	65-53 (.551)
Binghamton	46-39 (.541)	41-45 (.477)	87-84 (.509)	New Hampshire	24-21 (.533)	23-20 (.535)	47-41 (.534)
Bowie	77-79 (.494)	79-78 (.503)	156-157 (.498)	New Haven <sup>#</sup>	10-8 (.556)	8-9 (.471)	18-17 (.514)
Connecticut <sup>%</sup>	17-17 (.500)	24-19 (.558)	41-36 (.532)	Portland	33-26 (.559)	26-33 (.441)	59-59 (.500)
Erie	93-91 (.505)	107-94 (.532)	200-185 (.520)	Reading	78-69 (.531)	59-80 (.425)*	137-149 (.479)
Harrisburg	103-64 (.617)	82-94 (.466)	184-158 (.538)	Richmond	56-31 (.644)	33-44 (.423)	89-75 (.543)
Hartford	4-2 (.667)	5-4 (.556) <sup>^^</sup>	9-6 (.600)	Trenton	52-37 (.584)	32-51 (.386)	84-88 (.488)

\* Includes 0-1 record at PNC Park in Pittsburgh, June 26, 2004 (considered Curve road game)

\*\* Includes 0-1 record at Citizens Bank Park in Philadelphia, June 12, 2006

# The New Haven Ravens moved to Manchester, N.H. following the 2003 season

% The Connecticut Defenders moved to Richmond, Va. following the 2009 season

<sup>^</sup> The New Britain Rock Cats moved to Hartford, Conn. following the 2015 season

<sup>^^</sup> The Curve went 0-3 in three "road" games against Hartford in Altoona during the 2016 season

## ALL-TIME MONTH-BY-MONTH RECORDS

Year	April	May	June	July	August	September	Final Record
1999	9-11	15-16	18-11	14-14	9-18	2-3	67-73
2000	8-14	14-15	18-11	15-14	18-11	1-3	74-68
2001	10-15	11-17	10-17	17-11	13-17	2-2	63-79
2002	12-12	18-12	13-13	15-15	12-17	2-0	72-69
2003	12-12	15-14	19-9	14-14	18-13	0-1	78-63
2004	11-10	17-12	20-9	14-11	19-11	4-3	85-56
2005	10-9	16-13	17-13	14-14	15-16	4-1	76-66
2006	15-8	18-12	13-12	15-12	14-17	0-3	75-64
2007	9-11	14-16	17-11	16-12	15-16	2-2	73-68
2008	10-15	11-17	14-14	16-15	13-16	1-0	65-77
2009	6-14	9-20	12-17	15-14	18-10	2-5	62-80
2010	14-6	19-12	17-10	10-19	20-9	2-4	82-60
2011	10-11	17-13	7-20	12-17	17-12	1-4	64-77
2012	8-14	16-14	14-13	16-13	15-16	3-0	72-70
2013	11-14	10-20	15-12	15-11	11-21	1-1	63-79
2014	10-12	10-23	9-18	18-13	13-15	1-0	61-81
2015	12-6	16-14	14-15	15-15	14-14	3-4	74-68
2016	9-13	19-9	16-12	14-15	16-12	2-3	76-64
2017	13-9	15-13	12-15	15-14	16-14	3-1	74-66
<b>TOTALS</b>	<b>199-216</b>	<b>280-282</b>	<b>275-252</b>	<b>280-263</b>	<b>286-275</b>	<b>36-40</b>	<b>1356-1328</b>

## TRIPLE PLAY BASEBALL

On May 27, 2010 in Akron, the Altoona Curve turned the second-ever triple play in franchise history. Previously, the lone triple play in team history occurred on May 2, 2001. In 2010, Chase d'Arnaud caught a line drive off the bat of John Drennen, stepped on second and threw to first to get an innings worth of work complete in a matter of moments. The first triple play came against Harrisburg, a 2-6-4 groundout, J.R. House to Shaun Skrehot to Chris Peterson.



# POSTSEASON HISTORY

## 2003

### 2003 SOUTHERN DIVISION SERIES - Akron Aeros def. Altoona Curve, 3 games to 1

DATE	SITE	RESULT	WINNER	LOSER	SAVE	ATT.
September 3	Akron	L, 2-8	Paul Rigdon	Landon Jacobsen	None	6,773
September 4	Akron	W, 4-3	Mike Johnston	Kazuhito Tadano	Todd Ozias	8,026
September 5	ALTOONA	L, 6-11	Jose Vargas	John VanBenschoten	None	7,097
September 6	ALTOONA	L, 0-8	Kyle Evans	Ian Oquendo	None	5,583

Akron wins Best-of-Five Series, 3-1

## 2004

### 2004 SOUTHERN DIVISION SERIES - Altoona Curve def. Erie SeaWolves, 3 games to 0

DATE	SITE	RESULT	WINNER	LOSER	SAVE	ATT.
September 9	ALTOONA	W, 14-2	Zach Duke	Kyle Sleeth	None	4,869
September 10	ALTOONA	W, 8-3	Tom Gorzelanny	Matt Roney	None	5,221
September 11	Erie	W, 14-4	Bobby Bradley	Rick Kirsten	None	4,183

Altoona wins Best-of-Five Series, 3-0

### 2004 EL CHAMPIONSHIP SERIES - New Hampshire Fisher Cats def. Altoona Curve, 3 games to 0

DATE	SITE	RESULT	WINNER	LOSER	SAVE	ATT.
September 14	ALTOONA	L, 4-5	Brandon League	Blake Stein	Jordan DeJong	4,438
September 15	ALTOONA	L, 4-5	Chris Baker	Tom Gorzelanny	Jordan DeJong	4,093
September 18	Manchester	L, 0-2	Francisco Rosario	Ian Snell	Brandon League	3,394

New Hampshire wins Best-of-Five Series, 3-0, to win Eastern League Championship

### 2004 POSTSEASON BATTING STATS

Player	AVG	G	AB	R	H	2B	3B	HR	RBI	BB	SO
Jorge Cortes	.318	6	22	2	7	1	0	0	2	3	3
Chris Duffy	.407	6	27	8	11	2	1	0	7	3	4
Brad Eldred	.231	6	26	5	6	1	0	1	4	2	9
Tom Evans	.435	6	23	2	10	2	0	2	6	3	5
Nate McLouth	.320	6	25	5	8	2	0	1	7	2	2
Mike Moriarty	.250	6	24	5	6	2	0	1	5	3	6
Kevin Nicholson	.000	1	1	0	0	0	0	0	0	0	0
Rony Paulino	.348	6	23	6	8	1	0	0	0	0	4
Ray Sadler	.273	6	22	6	6	0	0	1	2	3	4
Shaun Skrehot	.381	6	21	5	8	1	1	0	3	2	3
<b>Total</b>	<b>.327</b>	<b>214</b>	<b>44</b>	<b>70</b>	<b>12</b>	<b>2</b>	<b>6</b>	<b>36</b>	<b>21</b>	<b>40</b>	

### 2004 POSTSEASON PITCHING STATS

Player	W-L	ERA	G	GSSV	IP	H	R	ER	HR	BB	SO
Bobby Bradley	1-0	5.40	1	1	0	5.0	7	3	2	2	4
Bryan Bullington	0-0	7.20	1	1	0	5.0	6	4	4	1	5
Eddie Candelario	0-0	9.00	1	0	0	1.0	2	1	1	0	1
Zach Duke	1-0	2.25	2	2	0	12.0	14	4	3	0	10
Tom Gorzelanny	1-1	1.00	2	0	0	9.0	5	1	1	1	0
Neal McDade	0-0	0.00	4	0	0	8.1	4	0	0	0	2
Jeff Miller	0-0	9.00	1	0	0	1.0	2	1	1	0	0
Ian Snell	0-1	5.00	2	2	0	9.0	15	5	3	1	10
Blake Stein	0-1	10.80	1	0	0	1.2	5	2	2	0	1
Shane Youman	0-0	0.00	1	0	0	1.0	0	0	0	0	1
<b>Totals</b>	<b>3-3</b>	<b>3.40</b>	<b>6</b>	<b>6</b>	<b>0</b>	<b>53.0</b>	<b>60</b>	<b>21</b>	<b>20</b>	<b>8</b>	<b>7</b>

## PITTSBURGH PIRATES MINOR LEAGUE CHAMPIONSHIPS

YEAR	TEAM	CLASS	LEAGUE	YEAR	TEAM	CLASS	LEAGUE
1930	Wichita Aviators	A	Western League	1960	Hobbs Pirates	D	Sophomore League
1931	Tulsa Oilers	A	Western League	1961	Asheville Tourists	A	South Atlantic League
1936	Scranton Miners	A	New York-Penn League	D	Hobbs Pirates	D	Sophomore League
	Jeannette Jays	D	Pennsylvania State Association	B	Kinston Eagles	B	Carolina League
1937	Savannah Indians	B	South Atlantic League	Rk.	Salem Rebels	Rk.	Appalachian League
1938	Portsmouth Pirates	C	Middle Atlantic League	AA	York Pirates	AA	Eastern League
	Carthage Pirates	D	Arkansas-Missouri League	AA	Waterbury Pirates	AA	Eastern League
1939	Carthage Pirates	D	Arkansas-Missouri League	A	Salem Pirates	A	Carolina League
1940	Fl. Lauderdale Tarpons	D	Florida East Coast League	A-	Niagara Falls Pirates	A-	New York-Penn League
1941	Harrisburg Senators	B	Interstate League	AA	Theford Mines Pirates	AA	Eastern League
1945	Albany Senators	A	Eastern League	A	Salem Pirates	A	Carolina League
1946	Anniston Rams	B	Southeast League	A	Alexandria Dukes	A	Carolina League
	Tallassee Indians	D	Georgia-Alabama League	AA	Harrisburg Senators	AA	Eastern League
1948	Santa Rosa Pirates	D	Far West League	A	Salem Buccaneers	A	Carolina League
1949	Indianapolis Indians	AAA	American Association	F-Rk.	DSL Pirates	F-Rk.	Dominican Summer League
	Waco Pirates	B	Big State League	AA	Carolina Mudcats	AA	Southern League
	Davenport Pirates	B	Illinois-Indiana-Iowa League	A	Augusta GreenJackets	A	South Atlantic League
1950	Modesto Reds	C	California League	A+	Lynchburg Hillcats	A+	Carolina League
	Hutchinson Elks	C	Western Association	A-	Williamsport Crosscutters	A-	New York-Penn League
	Tallahassee Pirates	D	Georgia-Florida League	A+	Lynchburg Hillcats	A+	Carolina League
	Mayfield Clothiers	D	Kentucky-Illinois-Tennessee League	A	Hickory Crawdads	A	South Atlantic League
1952	Denver Bears	A	Western League	A-	Williamsport Crosscutters	A-	New York-Penn League
1953	Hutchinson Elks	C	Western Association	F-Rk.	San Pedro Pirates	F-Rk.	Dominican Summer League
1954	Waco Pirates	B	Big State League	A	Hickory Crawdads	A	South Atlantic League
	Brunswick Pirates	D	Georgia-Florida League	A	VSL Pirates	A	Venezuelan Summer League
1955	Brunswick Pirates	D	Georgia-Florida League	A+	Lynchburg Hillcats	A+	Carolina League
1956	Lincoln Chiefs	A	Western League	AA	Altoona Curve	AA	Eastern League
1957	Lincoln Chiefs	A	Western League	F-Rk.	VSL Pirates	F-Rk.	Venezuelan Summer League
1958	Douglas Copper Kings	C	Arizona-Mexico League	Rk.	GCL Pirates	Rk.	Gulf Coast League
1959	Salt Lake City Bees	AAA	Pacific Coast League	A-	West Virginia Black Bears	A-	New York-Penn League
	Columbus/Gastonia Pirates	A	South Atlantic League	A+	Bradenton Marauders	A+	Florida State League
	Wilson Tobs	B	Carolina League	AA	Altoona Curve	AA	Eastern League
1960	Savannah Pirates	A	South Atlantic League				

2005

2005 SOUTHERN DIVISION SERIES - Akron Aeros def. Altoona Curve, 3 games to 2

GAME 1 - Sept. 7 at Akron L, 7-11

ALT	3	0	0	0	4	0	7	1	0
AKR	5	1	1	0	1	0	2	x	11

WP: Jeremy Bowers LP: Eddi Candelario SV: --  
 HR: ALT - Stansberry, Clark; AKR - Larkin, Ochoa  
 ATTENDANCE: 4,728

NOTES: ALT SP Eddi Candelario allowed eight runs on 12 hits in 4.1 IP...ALT Howie Clark 3-R HR in 7th

GAME 2 - Sept. 8 at Akron L, 4-6

ALT	0	0	0	0	3	1	0	4	1
AKR	0	0	0	0	0	0	3	0	6

WP: Chris Cooper LP: Brady Borner  
 SV: Edward Mujica  
 HR: ALT - Boeve, Maldonado

ATTENDANCE: 4,621  
 NOTES: ALT tied game 3-3 in 6th with 3-R HR by Adam Boeve, took 4-3 lead in 7th on solo HR by Carlos Maldonado...AKR took lead in 7th with 2-out, 2-R single by Nathan Panther

GAME 3 - Sept. 9 vs. Akron W, 3-0

AKR	0	0	0	0	0	0	0	0	4
ALT	0	2	0	1	0	0	0	x	3

WP: Tom Gorzelanny LP: Rafael Perez SV: --  
 HR: ALT - Boeve, Bonifay  
 ATTENDANCE: 4,547

NOTES: ALT took lead on 2-R HR by Adam Boeve in 2nd...Josh Bonifay solo HR in 4th...ALT SP Tom Gorzelanny threw first complete-game shutout in Curve playoff history & set single-game strikeout record (9.0 IP, 4 H, 0 R, 0 BB, 13 SO)

GAME 4 - Sept. 10 vs. Akron W, 6-3

AKR	0	0	1	0	0	2	0	3	5
ALT	0	2	0	0	2	0	2	x	6

WP: Hansel Izquierdo LP: Jake Dittler  
 SV: Matt Capps


HR: ALT - Bonifay; AKR - Mulhern, Larkin  
 ATTENDANCE: 4,255  
 NOTES: ALT Carlos Maldonado RBI GO, Javier Guzman RBI 1B in 2nd...ALT Craig Stansberry RBI 1B, Josh Bonifay RBI 1B in 5th...AKR closed within one in 7th with solo HRs by Ryan Mulhern & Shaun Larkin...ALT Bonifay 2-R HR in 7th...Bonifay 2-4, HR, 3 RBI

GAME 5 - Sept. 11 at Akron L, 4-6

ALT	0	1	0	2	1	0	0	4	9
AKR	0	0	0	3	0	1	1	x	6

WP: Travis Foley LP: Justin Kaye  
 SV: Edward Mujica  
 HR: ALT - Boeve 2

ATTENDANCE: 3,642  
 NOTES: ALT Adam Boeve solo HR in 2nd...ALT Boeve 2-R HR in 4th to give Curve 3-0 lead...AKR tied score in 4th with 2-R 2B by Javi Herrera...ALT took 4-3 lead in 5th on Josh Bonifay SF...AKR tied score in 6th with Eider Torres single, took lead in 7th on Jonathan Van Every single



Tom Gorzelanny set the Curve's single-game strikeout record with 13 in Game 3 of the 2005 Division Series

2005 POSTSEASON BATTING STATS

Player	AVG	G	AB	R	H	2B	3B	HR	RBI	BB	SO
Adam Boeve	.368	5	19	5	7	2	0	4	10	1	7
Josh Bonifay	.350	5	20	3	7	1	0	2	5	0	8
Howie Clark	.211	5	19	2	4	1	0	1	3	2	1
Jorge Cortes	.211	5	19	0	4	0	0	0	0	0	5
Tom Evans	.385	5	13	5	5	1	0	0	0	8	2
Javier Guzman	.316	5	19	3	6	1	0	1	0	0	5
C. Maldonado	.263	5	19	2	5	0	0	1	2	0	4
Craig Stansberry	.200	5	20	4	4	0	0	1	2	3	2
Rich Thompson	.318	5	22	0	7	2	0	0	1	0	3
<b>Totals</b>	<b>.288</b>	<b>5</b>	<b>170</b>	<b>24</b>	<b>49</b>	<b>8</b>	<b>1</b>	<b>9</b>	<b>24</b>	<b>14</b>	<b>37</b>

2005 POSTSEASON PITCHING STATS

Player	W-L	ERA	G	GSSV	IP	H	R	ER	HR	BB	SO
Brady Borner	0-1	6.75	3	0	4.0	5	3	3	0	0	5
Eddi Candelario	0-1	16.62	1	0	4.1	12	8	8	2	1	3
Matt Capps	0-0	0.00	2	0	2.0	1	1	0	0	0	1
Tom Gorzelanny	1-0	0.00	1	1	9.0	4	0	0	0	0	13
Hansel Izquierdo	1-0	4.26	1	1	0	6.1	5	3	3	2	0
James Johnson	0-0	18.00	1	0	1.0	1	2	2	0	2	2
Justin Kaye	0-1	9.00	2	0	2.0	3	2	2	0	2	0
Matt Peterson	0-0	4.76	1	1	0	5.2	6	3	3	0	1
Jason Roach	0-0	3.38	2	0	2.2	5	1	1	0	1	1
Ben Shaffar	0-0	0.00	1	0	1.0	0	0	0	0	0	1
Shane Youman	0-0	6.75	1	1	0	4.0	8	3	3	0	3
<b>Totals</b>	<b>3-2</b>	<b>5.36</b>	<b>5</b>	<b>5</b>	<b>42</b>	<b>50</b>	<b>26</b>	<b>25</b>	<b>4</b>	<b>8</b>	<b>36</b>

2006

2006 SOUTHERN DIVISION SERIES - Akron Aeros def. Altoona Curve, 3 games to 2

GAME 1 - Sept. 6 at Akron L, 10-12

ALT	0	1	0	0	2	0	0	7	10
AKR	0	1	1	2	5	0	0	x	12

WP: Adam Miller LP: Jason Roach  
 SV: Jim Ed Warden

HR: AKR - Ochoa, Mulhern  
 ATTENDANCE: 7,800  
 NOTES: ALT Neil Walker 2-5, 2B, 3B, 3 RBI

GAME 2 - Sept. 7 at Akron L, 0-12

ALT	0	0	0	0	0	0	0	0	9
AKR	1	1	0	1	0	0	0	0	12

WP: Aaron Laffey LP: Josh Shortslef SV: --  
 HR: AKR - J. Sandberg, Barton

ATTENDANCE: 7,688  
 NOTES: AKR 11 runs in 1st inning...ALT SP Josh Shortslef 0.2 IP, 7 H, 8 ER...AKR SP Aaron Laffey 6.0 IP, 6 H, 0 R, 0 BB, 9 SO

GAME 3 - Sept. 8 vs. Akron W, 4-1

AKR	0	0	0	0	1	0	0	0	1
ALT	0	2	0	0	0	1	0	1	4

WP: Landon Jacobsen LP: Sean Smith  
 SV: Brandon Knight

HR: ALT - Sadler, Roneberg  
 ATTENDANCE: 4,508  
 NOTES: Ray Salder 2-R HR in 2nd...Brett Roneberg solo HR in 6th...Landon Jacobsen 6 IP, 1 R

GAME 4 - Sept. 9 vs. Akron W, 3-1

AKR	0	0	0	0	1	0	0	1	5
ALT	2	0	0	0	1	0	0	x	3

WP: Wardell Starling LP: Jensen Lewis SV: Blaine Neal  
 HR: --

ATTENDANCE: 3,472  
 NOTES: ALT SP Wardell Starling 6.1 IP, 3 H, 1 R...ALT Simon Pond 1-3, BB, 2 RBI

GAME 5 - Sept. 10 at Akron L, 2-5

ALT	0	0	0	1	1	0	0	2	10
AKR	1	0	0	3	0	1	0	x	5

WP: Tony Sipp LP: Nerio Rodriguez SV: Jim Ed Warden  
 HR: ALT - Sadler; AKR - Snyder

ATTENDANCE: 6,206  
 NOTES: AKR Brad Snyder 3-R HR in 4th

2006 POSTSEASON BATTING STATS

Player	AVG	G	AB	R	H	2B	3B	HR	RBI	BB	SO
Brian Bixler	.25	5	20	3	5	3	0	0	1	2	7
Brandon Chaves	.133	5	15	2	1	0	0	0	0	3	5
Javier Guzman	.476	5	21	0	10	2	1	0	1	2	1
Taber Lee	.000	1	1	0	0	0	0	0	0	0	0
Brent Lillibridge	.000	2	2	0	0	0	0	0	0	1	1
Octavio Martinez	.250	2	4	0	1	0	0	0	0	0	2
A. McCutchen	.182	5	22	3	4	0	0	0	1	1	4
Simon Pond	.200	5	20	2	4	1	0	0	4	1	5
Pedro Powell	.250	4	4	1	1	0	0	0	0	1	2
Milver Reyes	.154	5	13	0	2	1	0	0	0	0	5
Brett Roneberg	.389	5	18	4	7	2	0	1	4	3	4
Ray Sadler	.267	4	15	3	4	1	0	2	3	0	5
Neil Walker	.300	5	20	1	6	1	0	1	0	4	1
<b>Totals</b>	<b>.263</b>	<b>5</b>	<b>175</b>	<b>19</b>	<b>46</b>	<b>12</b>	<b>2</b>	<b>3</b>	<b>18</b>	<b>15</b>	<b>46</b>

2006 POSTSEASON PITCHING STATS

Player	W-L	ERA	G	GSSV	IP	H	R	ER	HR	BB	SO
Mike Connolly	0-0	13.5	1	0	2.0	4	3	3	1	0	0
David Davidson	0-0	2.45	2	0	3.2	1	1	1	0	0	3
Chris Hernandez	0-0	10.8	2	0	3.1	3	4	4	1	2	2
Brandon Knight	0-0	0.00	2	0	1.2	2	0	0	0	0	2
Blaine Neal	0-0	0.00	2	0	1.2	3	2	0	0	0	2
Matt Peterson	0-0	5.40	1	0	1.2	5	5	1	1	0	0
Jason Roach	0-1	10.80	1	1	0	3.1	5	4	4	0	3
Nerio Rodriguez	0-1	7.20	1	1	0	5.0	4	4	4	1	0
Josh Shortslef	0-1	108.0	1	1	0	0.2	7	8	8	1	1
Wardell Starling	1-0	1.42	1	1	0	6.1	3	1	1	0	3
Jorge Vasquez	0-0	0.00	3	0	4.1	2	0	0	0	1	1
<b>Totals</b>	<b>2-3</b>	<b>5.79</b>	<b>5</b>	<b>5</b>	<b>2</b>	<b>42</b>	<b>44</b>	<b>31</b>	<b>27</b>	<b>5</b>	<b>16</b>

## 2010

### 2010 WESTERN DIVISION SERIES - Altoona Curve def. Harrisburg Senators, 3 games to 1

**GAME 1 - Sept. 8 vs. Harrisburg** L, 5-10

HAR	0	5	0	0	0	0	5	10	2	2
ALT	3	0	0	0	0	0	2	5	7	2

**WP:** Tom Milone **LP:** Rudy Owens **SV:** --  
**HR:** ALT - Harrison  
**ATTENDANCE:** 3,099  
**NOTES:** ALT Josh Harrison 2-R HR in 1st...HAR scored 5 runs in 2nd against ALT SP Rudy Owens

**GAME 2 - Sept. 9 vs. Harrisburg** W, 6-4

HAR	1	0	0	2	0	1	0	4	10	2
ALT	0	1	0	2	3	0	0	6	7	2

**WP:** Derek Hankins **LP:** Adrian Alaniz  
**SV:** Daniel Moskos  
**HR:** --  
**ATTENDANCE:** 3,414  
**NOTES:** ALT Andrew Lambo 2-4, 2 2B, 3 RBI

**GAME 3 - Sept. 10 at Harrisburg** W, 7-2

ALT	0	3	0	0	0	2	2	7	12	0
HAR	0	0	0	0	0	0	0	2	6	1

**WP:** Justin Wilson **LP:** Ryan Tatusko **SV:** --  
**HR:** ALT - Harrison, C. d'Arnaud; HAR - A. Fox  
**ATTENDANCE:** 4,119  
**NOTES:** ALT SP Justin Wilson 6.0 IP, 2 H, 0 R, 7 SO...ALT Matt Hague 3-R go-ahead 2B in 3rd...ALT Chase d'Arnaud & Josh Harrison back-to-back solo HR in 7th

**GAME 4 - Sept. 11 at Harrisburg** W, 10-5

ALT	0	3	4	1	0	0	1	10	5	1
HAR	0	2	0	0	1	0	2	5	7	0

**WP:** Tony Watson **LP:** Tanner Roark  
**SV:** Daniel Moskos  
**HR:** ALT - Durham, Mercer, Lambo, Gimenez, C. d'Arnaud; HAR - J. Solano, Marrero  
**ATTENDANCE:** 3,051  
**NOTES:** ALT SP Tony Watson 6.2 IP, 4 H, 3 R, 2 ER...ALT Miles Durham 3-R HR in 2nd...ALT Jordy Mercer 2-R HR in 3rd...ALT Andrew Lambo 2-R HR in 3rd...Lambo 3-4, 2 R, HR, 3 RBI...Durham 2-4, R, HR, 3 RBI



### 2010 EL CHAMPIONSHIP SERIES - Altoona Curve def. Trenton Thunder, 3 games to 1

**GAME 1 - Sept. 14 vs. Trenton** L, 2-3 (10)

TRN	0	0	1	0	1	0	0	1	3	10	2
ALT	1	0	1	0	0	0	0	0	2	7	0

**WP:** Andrew Brackman **LP:** Bryan Morris **SV:** --  
**HR:** ALT - C. d'Arnaud  
**ATTENDANCE:** 5,501  
**NOTES:** TRN SP Andy Pettitte (rehab) 5.0 IP, 6 H, 2 R, 2 ER, 1 BB, 4 SO...ALT Chase d'Arnaud lead-off HR in 1st...ALT SP Rudy Owens 5 IP, 2 R, 7 SO...TRN Austin Romine go-ahead 1B in 10th...ALT Josh Harrison 2-5, RBI

**GAME 2 - Sept. 15 vs. Trenton** W, 6-4

TRN	0	0	1	0	1	0	2	4	9	1	
ALT	1	0	4	0	0	0	1	x	6	5	1

**WP:** Jeff Locke **LP:** Dellin Betances  
**SV:** Daniel Moskos  
**HR:** ALT - Harrison, Mercer 2; TRN - A. Romine, Brewer  
**ATTENDANCE:** 3,197  
**NOTES:** ALT Josh Harrison solo HR in 1st...ALT Jordy Mercer 2-R HR in 3rd, solo HR in 8th...ALT SP Jeff Locke 7 IP, 2 R, 1 ER, 2 BB, 8 SO

**GAME 3 - Sept. 17 at Trenton** W, 5-0

ALT	0	1	0	3	0	1	0	5	8	1
TRN	0	0	0	0	0	0	0	0	7	1

**WP:** Justin Wilson **LP:** Adam Warren  
**SV:** Daniel Moskos  
**HR:** ALT - Lambo, Norman  
**ATTENDANCE:** 3,351  
**NOTES:** ALT SP Justin Wilson 7 IP, 5 H, 0 R, 1 BB, 3 SO...ALT Andrew Lambo solo HR in 2nd...Josh Harrison 2-R 1B in 5th...Anthony Norman solo HR to lead off 7th...Rained out on 9/16



Three-time American League All-Star Andy Pettitte started Game 1 of the 2010 ELCS for Trenton at Blair County Ballpark

**GAME 4 - Sept. 18 at Trenton** W, 5-2

ALT	0	0	2	2	0	1	0	5	10	0	
TRN	0	0	1	0	0	0	1	0	2	5	2

**WP:** Tony Watson **LP:** Manny Banuelos  
**SV:** Daniel Moskos  
**HR:** TRN - Sublett  
**ATTENDANCE:** 3,095  
**NOTES:** ALT Jim Negrych go-ahead, 2-R 1B in 4th...ALT Matt Hague RBI 1B, Jim Negrych RBI 2B in 5th...ALT Chase d'Arnaud RBI 1B in 8th...ALT SP Tony Watson 6 IP, 5 H, 2 R, 2 BB, career-high 10 SO...ALT Jared Hughes 2 IP, 0 H, 0 R, 2 SO...ALT Daniel Moskos 1 IP, 0 H, 0 R, 1 BB, 2 SO



The Curve won their first Eastern League title on September 18, 2010 in Trenton

#### 2010 POSTSEASON BATTING STATS

Player	AVG	G	AB	R	H	2B	3B	HR	RBI	BB	SO
Yung Chi Chen	.400	3	5	2	2	0	0	0	1	1	
Chase d'Arnaud	.290	8	31	8	9	1	0	3	5	5	9
J. De Los Santos	.250	4	8	2	2	0	0	0	0	2	4
Miles Durham	.333	7	21	3	7	0	0	1	4	2	4
Hector Gimenez	.154	8	26	2	4	1	0	1	2	6	11
Matt Hague	.161	8	31	5	5	2	0	0	4	5	3
Josh Harrison	.297	8	37	6	11	2	0	3	7	1	3
Andrew Lambo	.281	8	32	6	9	2	0	2	7	3	7
Jordy Mercer	.189	8	37	5	7	1	0	3	6	0	16
Jim Negrych	.348	6	23	3	8	2	0	0	3	2	5
Anthony Norman	.286	5	14	4	4	0	0	1	3	3	6
<b>Totals</b>	<b>.246</b>	<b>8</b>	<b>276</b>	<b>46</b>	<b>68</b>	<b>11</b>	<b>0</b>	<b>14</b>	<b>41</b>	<b>30</b>	<b>75</b>

#### 2010 POSTSEASON PITCHING STATS

Player	W-L	ERA	G	SSV	IP	H	R	ER	HR	BB	SO
Michael Colla	0-0	0.00	1	0	0	2.0	2	0	0	0	1
Michael Dubeo	0-0	18.00	3	0	3.0	9	7	6	1	2	4
Derek Hankins	1-0	6.75	2	0	4.0	7	3	3	2	2	5
Craig Hansen	0-0	7.71	2	0	2.1	4	2	2	0	2	0
Jared Hughes	0-0	0.00	3	0	8.1	1	0	0	0	3	9
Jeff Locke	1-0	1.54	2	2	11.2	10	5	2	0	6	13
Bryan Morris	0-1	3.00	2	0	3.0	4	1	1	0	1	5
Daniel Moskos	0-0	0.00	6	5	6.1	2	0	0	0	3	8
Rudy Owens	0-1	8.10	2	2	6.2	11	7	6	0	5	9
Tony Watson	2-0	2.84	2	2	12.2	9	5	4	3	4	14
Justin Wilson	2-0	0.00	2	2	13.0	7	0	0	0	6	10
<b>Totals</b>	<b>6-2</b>	<b>2.96</b>	<b>8</b>	<b>8</b>	<b>5</b>	<b>73.0</b>	<b>66</b>	<b>30</b>	<b>24</b>	<b>6</b>	<b>35</b>

### EL POSTSEASON APPEARANCES since 1999

Akron	10	Portland	5
Trenton	10	Bowie	4
<b>Altoona</b>	<b>8</b>	Norwich/Connecticut	4
Reading	7	New Britain	3
Binghamton	6	New Hampshire	3
Harrisburg	6	New Haven	3
Erie	5	Richmond	2

2015

2015 WESTERN DIVISION SERIES - Bowie Baysox def. Altoona Curve, 3 games to 1

GAME 1 - Sept. 9 vs. Bowie										W, 8-7		
BOW	0	7	0	0	0	0	0	0	0	7	12	3
ALT	0	0	0	1	4	0	0	0	0	8	14	3

WP: Montana DuRapau LP: Andrew Triggs SV: --  
 HR: ALT - Barnes, Meadows  
 ATTENDANCE: 2,691

NOTES: ALT Barrett Barnes grand slam in 5th...  
 ALT Austin Meadows tying 2-R HR in 9th...ALT  
 Jacob Stallings walk-off single...ALT bullpen  
 combined for 7.1 scoreless innings

GAME 2 - Sept. 10 vs. Bowie										L, 0-7	
BOW	1	0	0	2	0	0	1	3	7	11	0
ALT	0	0	0	0	0	0	0	0	0	8	1


WP: Nick Additon LP: Tyler Eppler SV: --  
 HR: BOW - M. Yastrzemski  
 ATTENDANCE: 2,359

NOTES: BOW Corban Joseph 3-5, 2 R, RBI...  
 BOW SP Nick Additon 6 IP, 6 H, 0 R, 1 BB, 4  
 SO...ALT SP Tyler Eppler 6 IP, 6 H, 3 ER, BB, 2 SO

GAME 3 - Sept. 11 at Bowie										L, 3-11		
ALT	0	2	0	0	0	0	0	1	0	3	9	1
BOW	3	0	0	1	2	4	1	0	x	11	14	2

WP: Chris Lee LP: Steven Brault SV: --  
 HR: BOW - Latimore 2  
 ATTENDANCE: 2,781

NOTES: ALT SP Steven Brault 4.2 IP, 9 H, 6 ER, 2  
 BB, SO...BOW Quincy Latimore 4-5, 3 R, 2 HR,  
 2 2B, 6 RBI



On September 9, 2015, Austin Meadows hit a game-tying, two-run homer in the bottom of the ninth and Jacob Stallings hit a walk-off single two batters later to cap a comeback after trailing 7-0

GAME 4 - Sept. 12 at Bowie										L, 0-3		
ALT	0	0	0	0	0	0	0	0	0	0	3	0
BOW	2	1	0	0	0	0	0	0	x	3	5	0

WP: David Hess LP: Jason Creasy  
 SV: Andrew Triggs  
 HR: BOW - M. Yastrzemski, Latimore, Rosa  
 ATTENDANCE: 1,425

NOTES: BOW solo HR in 1st by Mike Yastrzemski  
 and Quincy Latimore...BOW solo HR in 2nd by  
 Garabez Rosa...BOW SP David Hess 7 IP, 1 H, 0  
 R, 2 BB, 3 SO...ALT Adam Frazier 2-4

2015 POSTSEASON BATTING STATS

Player	AVG	G	AB	R	H	2B	3B	HR	RBI	BB	SO
Stetson Allie	.077	4	13	0	1	0	0	0	1	1	2
Barrett Barnes	.214	4	14	4	3	0	0	1	5	1	2
Adam Frazier	.294	4	17	5	0	0	0	0	0	1	2
Austin Meadows	.400	4	15	3	6	2	0	1	2	2	1
Max Moroff	.250	4	16	1	4	1	0	0	0	2	4
Jose Osuna	.111	4	18	1	2	0	0	0	0	0	6
Jacob Stallings	.412	4	17	0	7	2	0	0	1	0	3
Sebastian Valle	.143	2	7	0	1	0	0	0	0	1	2
Andy Vasquez	.000	1	3	0	0	0	0	0	0	0	0
Erich Weiss	.333	2	6	0	2	0	0	0	0	1	1
Eric Wood	.250	3	12	1	3	0	0	0	1	0	4
Totals	.246	4	138	11	34	5	0	2	10	9	27

2015 POSTSEASON PITCHING STATS

Player	W-L	ERA	G	GSSV	IP	H	R	ER	HR	BB	SO
Steven Brault	0-1	11.57	1	1	0	4.2	9	6	6	1	2
Jason Creasy	0-1	4.50	1	1	0	6.0	5	3	3	3	1
M. DuRapau	1-0	0.00	1	0	0	2.0	1	0	0	0	0
Tyler Eppler	0-1	4.50	1	1	0	6.0	6	3	3	1	2
Felipe Gonzalez	0-0	4.50	1	0	0	2.0	2	1	1	0	1
Tom Harlan	0-0	5.40	1	0	0	1.2	2	2	1	1	1
John Kuchno	0-0	0.00	1	0	0	1.2	2	0	0	0	0
Chad Kuhl	0-0	21.60	1	1	0	1.2	6	7	4	0	1
Brett McKinney	0-0	0.00	2	0	0	2.2	2	0	0	0	3
J. Medina	0-0	40.50	1	0	0	0.2	2	3	3	0	2
Clario Perez	0-0	13.50	2	0	0	2.0	4	3	3	0	2
Josh Smith	0-0	0.00	2	0	0	3.0	1	0	0	0	1
Totals	1-3	6.35	4	4	0	34	42	28	24	6	15

2016

2016 WESTERN DIVISION SERIES - Akron RubberDucks def. Altoona Curve, 3 games to 1

GAME 1 - Sept. 7 vs. Akron										L, 8-12	
AKR	1	0	2	0	0	6	3	0	12	18	0
ALT	3	2	1	0	1	0	1	0	8	15	0

WP: Grant Sides LP: Miguel Rosario SV: --  
 HR: AKR - Stamets, Papi; ALT - Allie, Feliz 2  
 ATTENDANCE: 2,291

NOTES: ALT Anderson Feliz 2 solo HR...ALT  
 Stetson Allie 2-4, HR...AKR Mike Papi 3-5, HR, 3  
 RBI...AKR Eric Stamets 4-5, 3 R, HR, 2 RBI

GAME 2 - Sept. 8 vs. Akron										W, 3-1	
AKR	0	0	0	1	0	0	0	0	1	4	0
ALT	2	0	0	0	1	0	0	x	3	9	0

WP: Clay Holmes LP: Michael Peoples  
 SV: Jared Lakind  
 HR: ALT - Allie  
 ATTENDANCE: 2,568

NOTES: ALT SP Clay Holmes 5.2 IP, 4 H, 1 ER, 5  
 SO...ALT Erich Weiss RBI 1B, Barrett Barnes SF in  
 1st...ALT Stetson Allie solo HR in 6th

GAME 3 - Sept. 9 at Akron										L, 4-9	
ALT	0	0	0	4	0	0	0	0	4	9	1
AKR	0	2	2	0	0	1	4	x	9	10	1

WP: Cameron Hill LP: Cody Dickson  
 SV: Cole Sulser  
 HR: AKR - Papi  
 ATTENDANCE: 4,166

NOTES: AKR Mike Papi 3-5, 2 R, HR, 5 RBI...ALT  
 Kevin Newman 3-5, 2B, 3B, 2 RBI

GAME 4 - Sept. 11 at Akron										L, 0-1 (10)	
ALT	0	0	0	0	0	0	0	0	0	1	1
AKR	0	0	0	0	0	0	0	1	3	0	0

WP: Louis Head LP: Brett McKinney SV: --  
 HR: --  
 ATTENDANCE: 2,871

NOTES: ALT SP Brandon Waddell 7 IP, 1 H, 0 R,  
 2 BB, 5 SO...AKR SP Nick Pasquale 8 IP, 1 H, 0 R,  
 3 BB, 7 SO...AKR Mike Papi one-out 2B in 10th,  
 followed by Eric Haase walk-off single

CURVE PLAYOFFS VS. EL

TEAM	HOME	ROAD	TOTAL	SERIES	TEAM	HOME	ROAD	TOTAL	SERIES
Akron	5-3	1-9	6-12	0-4	Harrisburg	1-1	2-0	3-1	1-0
Bowie	2-1	2-2	4-3	1-1	New Hamp.	0-2	0-1	0-3	0-1
Erie	2-0	1-0	3-0	1-0	Trenton	2-1	4-0	6-1	2-0

2016 POSTSEASON BATTING STATS

Player	AVG	G	AB	R	H	2B	3B	HR	RBI	BB	SO
Stetson Allie	.429	4	14	3	6	1	0	2	2	3	3
Barrett Barnes	.200	4	15	1	3	0	0	0	2	1	2
Chris Diaz	.000	2	4	0	0	0	0	0	1	2	1
Elvis Escobar	.000	2	5	0	0	0	0	0	0	0	3
Edwin Espinal	.059	4	17	1	1	0	0	0	0	0	3
Anderson Feliz	.200	4	15	2	3	0	0	2	2	2	3
Jin-De Jhang	.286	4	14	0	4	2	0	0	2	0	3
Tomas Morales	.250	1	4	0	1	0	0	0	0	0	1
Kevin Newman	.538	3	13	3	7	3	1	0	3	1	2
Jonathan Schwind	.222	3	9	1	2	0	0	0	1	0	2
Erich Weiss	.333	4	12	2	4	1	0	0	1	2	3
Eric Wood	.273	4	11	2	3	2	0	0	0	4	1
Totals	.256	4	133	15	34	9	1	4	14	15	27

2016 POSTSEASON PITCHING STATS

Player	W-L	ERA	G	GSSV	IP	H	R	ER	HR	BB	SO
Cody Dickson	0-1	6.23	1	0	0	4.1	4	4	3	0	5
M. DuRapau	0-0	5.40	2	0	0	1.2	2	1	1	1	0
Trey Haley	0-0	0.00	1	0	0	1.2	0	0	0	0	1
Clay Holmes	1-0	1.59	1	1	0	5.2	4	1	1	0	2
Nick Kingham	0-0	13.50	1	1	0	2.2	4	4	4	0	3
Jared Lakind	0-0	0.00	1	0	1	1.1	0	0	0	0	1
Junior Lopez	0-0	20.25	2	0	0	1.1	3	3	3	1	2
Brett McKinney	0-1	3.86	1	0	0	2.1	2	1	1	0	1
Alex McRae	0-0	9.00	1	1	0	6	12	6	6	1	0
Miguel Rosario	0-1	18.00	1	0	0	1	3	2	2	0	1
Josh Smith	0-0	27.00	2	0	0	0.1	0	1	1	0	0
Brandon Waddell	0-0	0.00	1	1	0	7	1	0	0	0	2
Totals	1-3	5.60	4	4	1	35.1	35	23	22	3	19

2017

2017 WESTERN DIVISION SERIES - Altoona Curve def. Bowie Baysox, 3 games to 0

GAME 1 - Sept. 7, 2017 W, 2-0

ALT	000	010	100	2	9	2
BOW	000	000	000	0	1	0

WP: Mitch Keller LP: David Hess SV: --  
 HR: --  
 ATTENDANCE: 1,238

NOTES: ALT Jordan George RBI 1B in 5th...  
 ALT Mitchell Tolman RBI 1B in 7th...ALT SP Mitch Keller 9 IP, 1 H, 0 R, 2 BB, 4 SO complete-game shutout on 90 pitches & faced minimum

GAME 2 - Sept. 9 at Bowie W, 8-4

ALT	003	030	200	8	12	1
BOW	003	010	000	4	7	0

WP: Alex McRae LP: Alec Asher SV: --  
 HR: ALT - Suchy; BOW - Rosa, Mullins  
 ATTENDANCE: 1,488


NOTES: ALT Elvis Escobar go-ahead RBI 2B, Michael Suchy RBI 2B, Mitchell Tolman RBI 1B in 5th...Suchy 2-R HR in 7th...ALT Yeudy Garcia 2 IP, 0 R...ALT Tate Scioneaux 1 IP, 0 R

GAME 3 - Sept. 9 vs. Bowie W, 6-1

BOW	000	100	000	1	8	0
ALT	200	112	00x	6	9	0

WP: Austin Coley LP: Lucas Long SV: --  
 HR: ALT - Reyes, Mathisen; BOW - Stewart  
 ATTENDANCE: 3,156

NOTES: ALT SP Austin Coley 7 IP, 6 H, 1 ER, BB, 3 SO...ALT Tanner Anderson 2 IP, 2 H, 0 R...ALT Pablo Reyes solo HR in 5th...ALT Wyatt Mathisen 2-R HR in 6th



On September 7, 2017, Mitch Keller threw the second complete-game shutout in Curve postseason history



2017 EL CHAMPIONSHIP SERIES - Altoona Curve def. Trenton Thunder, 3 games to 0

GAME 1 - Sept. 12 at Trenton W, 2-1

ALT	000	010	100	2	7	0
TRN	000	000	010	1	9	1

WP: Brandon Waddell LP: Dillon Tate  
 SV: Tanner Anderson  
 HR: --  
 ATTENDANCE: 2,062

NOTES: ALT SP Brandon Waddell 6 IP, 5 H, 0 R, 0 BB, 6 SO...ALT Mitchell Tolman RBI 1B in 5th...ALT Elvis Escobar RBI 1B in 7th...ALT Tanner Anderson 1.2 IP, 1 H, 0 R, 2 SO

GAME 2 - Sept. 13 at Trenton W, 4-2

ALT	000	031	000	4	9	0
TRN	000	010	010	2	8	2

WP: J.T. Brubaker LP: Justus Sheffield  
 SV: Yeudy Garcia  
 HR: --  
 ATTENDANCE: 2,005

NOTES: ALT SP J.T. Brubaker 8.0 IP, 0 H, 2 R, 1 ER, 1 BB, 6 SO...ALT Yeudy Garcia 1.0 IP, 0 H, 0 R, 1 BB, 2 SO...ALT Jordan George RBI 1B, Elvis Escobar RBI 1B, Kevin Kramer RBI BB in 5th... Escobar RBI 1B in 6th

GAME 3 - Sept. 14 vs. Trenton W, 4-2

TRN	020	000	000	2	4	2
ALT	000	040	00x	4	7	0

WP: Mitch Keller LP: Will Carter  
 SV: Tate Scioneaux  
 HR: --  
 ATTENDANCE: 3,656

NOTES: ALT SP Mitch Keller 7.1 IP, 4 H, 2 ER, 1 BB, 8 SO...ALT Johnny Hellweg 0.2 IP, 0 H, 0 R, 1 BB...ALT Tate Scioneaux 1.0 IP, 0 H, 0 BB, 0 R, 3 SO...ALT Jerrick Suiter RBI BB in 5th...ALT Jin-De Jhang 3-R 3B with two outs in 5th



2017 POSTSEASON BATTING STATS

Player	AVG	G	AB	R	H	2B	3B	HR	RBI	BB	SO
Elvis Escobar	.348	6	23	2	8	1	0	0	6	0	8
Jordan George	.158	6	19	1	3	0	0	0	1	4	1
Casey Hughston	.000	5	5	2	0	0	0	0	0	1	3
Jin-De Jhang	.333	6	21	4	7	1	2	0	5	3	1
Kevin Kramer	.077	4	13	1	1	0	0	0	2	3	3
Wyatt Mathisen	.235	6	17	2	4	0	0	1	2	6	4
Pablo Reyes	.211	5	19	4	4	0	0	1	1	4	5
Jonathan Schwind	.333	1	3	2	1	0	0	0	0	0	1
Michael Suchy	.348	6	23	3	8	1	0	1	3	1	5
Jerrick Suiter	.273	6	22	3	6	3	0	0	2	4	6
Mitchell Tolman	.333	6	24	1	8	0	0	0	3	4	6
Cole Tucker	.600	2	5	1	3	2	0	0	0	0	0
<b>Totals</b>	<b>.273</b>	<b>6</b>	<b>194</b>	<b>26</b>	<b>53</b>	<b>8</b>	<b>2</b>	<b>3</b>	<b>25</b>	<b>30</b>	<b>43</b>

2017 POSTSEASON PITCHING STATS

Player	W-L	ERA	G	GSSV	IP	H	R	ER	HR	BB	SO
Tanner Anderson	0-0	0.00	2	0	3.2	3	0	0	0	0	3
J.T. Brubaker	1-0	1.13	1	1	0	8	8	2	1	0	1
Austin Coley	1-0	1.29	1	1	0	7	6	1	1	1	3
Yeudy Garcia	0-0	0.00	2	0	1	3	2	0	0	0	1
Johnny Hellweg	0-0	0.00	1	0	0	0.2	0	0	0	0	1
Luis Heredia	0-0	6.75	1	0	0	1	3	1	0	0	1
Mitch Keller	2-0	1.10	2	2	0	16.1	5	2	2	0	3
Alex McRae	1-0	6.00	1	1	0	6	4	4	4	2	3
Tate Scioneaux	0-0	0.00	2	0	1	2	1	0	0	0	4
Brandon Waddell	1-0	0.00	1	1	0	6	5	0	0	0	6
<b>Totals</b>	<b>6-0</b>	<b>1.50</b>	<b>6</b>	<b>6</b>	<b>3</b>	<b>54</b>	<b>37</b>	<b>10</b>	<b>9</b>	<b>3</b>	<b>9</b>

EASTERN LEAGUE CHAMPIONSHIPS since 1999

Akron	5	New Britain*	1
Trenton	3	New Haven	1
<b>Altoona</b>	<b>2</b>	Norwich	1
New Hampshire	2	Portland	1
Binghamton	1	Reading*	1
Bowie	1		
Harrisburg	1		

Since the Eastern League adopted its current postseason format in 1983, only three teams have swept their way through all six playoff games: the Albany-Colonie Yankees in 1991, the Trenton Thunder in 2013 and the Altoona Curve in 2017

## YEAR-BY-YEAR TEAM BATTING LEADERS

YEAR	AVG. (min. 300 TPA)	HITS	HOME RUNS	RBI
1999	Adam Hyzdu (.316)	Tike Redman (143)	Adam Hyzdu (24)	Adam Hyzdu (78)
2000	Rob Mackowiak (.297)	Rob Mackowiak (156)	<b>Adam Hyzdu (31)</b>	<b>Adam Hyzdu (106)</b>
2001	Rico Washington (.302)	Shaun Skrehot (125)	Dan Meier (13)	J.R. House (56)
2002	Tony Alvarez (.318)	Tony Alvarez (161)	Carlos Rivera (22)	Carlos Rivera (84)
2003	Kevin Nicholson (.294)	Chris Duffy (137)	Shawn Garrett (13)	Shawn Garrett (67)
2004	<b>Jeff Keppinger (.338)</b>	Nate McLouth (166)	Ray Sadler (20)	Josh Bonifay (76)
2005	Jose Bautista (.283)	Rajai Davis (140)	Josh Bonifay (25)	Jose Bautista (90)
2006	Brett Roneberg (.303)	Javier Guzman (130)	Ray Sadler (15)	Simon Pond (78)
2007	Steven Pearce (.334)	Neil Walker (124)	Adam Boeve (17)	Steven Pearce (72)
2008	Jason Delaney (.292)	Brad Corley (131)	Jonel Pacheco (12)	Jonel Pacheco (52)
2009	Jonel Pacheco (.275)	Jonel Pacheco (119)	Jonel Pacheco (14)	Jason Delaney (65)
2010	Hector Gimenez (.305)	Josh Harrison (156)	Hector Gimenez (16)	Matt Hague (86)
2011	Starling Marte (.332)	<b>Starling Marte (178)</b>	Quincy Latimore (15)	Quincy Latimore (59)
2012	Brock Holt (.322)	Brock Holt (123)	Quincy Latimore (15)	Matt Curry (76)
2013	Alex Dickerson (.288)	Alex Dickerson (130)	Jarek Cunningham (19)	Alex Dickerson (68)
2014	Elias Diaz (.328)	Alen Hanson (135)	Stetson Allie (21)	Willy Garcia (63)
2015	Dan Gamache (.335)	Max Moroff (153)	Stetson Allie (17)	Josh Bell (60)
2016	Harold Ramirez (.311)	Erich Weiss (126)	Stetson Allie/Eric Wood (16)	Erich Weiss (65)
2017	Jerrick Suiter (.285)	Pablo Reyes (115)	Jordan Luplow (16)	Edwin Espinal (72)

YEAR	RUNS SCORED	DOUBLES	TRIPLES	STOLEN BASES
1999	Tike Redman (84)	A.Hernandez/K. Haverbusch (26)	Tike Redman (12)	Tike Redman (29)
2000	<b>Adam Hyzdu (96)</b>	Adam Hyzdu (39)	Rico Washington (7)	Rob Mackowiak (18)
2001	Shaun Skrehot (61)	S. Skrehot/C. Rivera (30)	Lee Evans (8)	Shaun Skrehot (24)
2002	Tony Alvarez (79)	Tony Alvarez (37)	Shawn Garrett (8)	Tony Alvarez (29)
2003	Chris Duffy (84)	Kevin Nicholson (31)	3 Players Tied (6)	Chris Duffy (34)
2004	Nate McLouth (93)	<b>Nate McLouth (40)</b>	Chris Duffy (6)	Chris Duffy (32)
2005	Rajai Davis (82)	Jose Bautista (27)	Craig Stansberry (11)	<b>Davis/Thompson (45)</b>
2006	Simon Pond (64)	Simon Pond (32)	<b>Vic Buttler (14)</b>	Buttler/Morgan (21)
2007	Neil Walker (77)	Neil Walker (30)	J. Bowers/V. Buttler (4)	Vic Buttler (22)
2008	Jonel Pacheco (64)	Brad Corley (25)	Shelby Ford (10)	Shelby Ford (19)
2009	Jonel Pacheco (58)	Jason Delaney (25)	Jason Delaney (5)	Jonel Pacheco (15)
2010	Chase d'Arnaud (91)	C. d'Arnaud/J. Harrison (33)	Chase d'Arnaud (9)	Chase d'Arnaud (33)
2011	Starling Marte (91)	Starling Marte (38)	Brock Holt (9)	Starling Marte (24)
2012	Robbie Grossman (59)	Matt Curry (34)	Brock Holt (6)	Adalberto Santos (17)
2013	Adalberto Santos (62)	Alex Dickerson (36)	Mel Rojas, Jr. (9)	Adalberto Santos (21)
2014	Keon Broxton (67)	Willy Garcia (27)	Alen Hanson (12)	Drew Maggi (37)
2015	Max Moroff (79)	Max Moroff (28)	Max Moroff/Josh Bell (6)	Max Moroff (17)
2016	Eric Wood (63)	Barrett Barnes (28)	Erich Weiss (9)	Barrett Barnes (10)
2017	Pablo Reyes (62)	Edwin Espinal (25)	Elvis Escobar/Cole Tucker (5)	Pablo Reyes (21)

YEAR	GAMES PLAYED	AT-BATS	WALKS	STRIKEOUTS
1999	Tike Redman (136)	Tike Redman (532)	Garrett Long (63)	Alex Hernandez (110)
2000	<b>Adam Hyzdu (142)</b>	Rob Mackowiak (526)	<b>Adam Hyzdu (94)</b>	Adam Hyzdu (102)
2001	Lee Evans (118)	Shaun Skrehot (468)	Richard Paz (52)	Lee Evans (116)
2002	Shawn Garrett (131)	Tony Alvarez (507)	Rico Washington (60)	J.J. Davis (101)
2003	Chris Duffy (137)	Jose Castillo (498)	Chris Duffy (44)	Josh Bonifay (106)
2004	Nate McLouth (133)	Nate McLouth (515)	Nate McLouth (48)	Josh Bonifay (96)
2005	Rajai Davis (123)	Rajai Davis (499)	Tom Evans (51)	Craig Stansberry (114)
2006	Javier Guzman (129)	Javier Guzman (485)	Simon Pond (59)	Simon Pond (121)
2007	Andrew McCutchen (118)	Andrew McCutchen (446)	Neil Walker (53)	Adam Boeve (100)
2008	Brad Corley (134)	Brad Corley (500)	Jason Delaney (68)	James Boone (107)
2009	Jason Delaney (125)	Jason Delaney (435)	Jason Delaney (57)	Jason Delaney (90)
2010	Miles Durham (136)	Chase d'Arnaud (530)	Matt Hague (61)	Miles Durham (139)
2011	Brock Holt (132)	<b>Starling Marte (536)</b>	Brock Holt (50)	Quincy Latimore (140)
2012	Quincy Latimore (126)	Quincy Latimore (413)	Robbie Grossman (59)	Jarek Cunningham (111)
2013	Jarek Cunningham (132)	Jarek Cunningham (468)	Adalberto Santos (59)	Jarek Cunningham (127)
2014	Gift Ngoepe (131)	Alen Hanson (482)	Stetson Allie (71)	<b>Willy Garcia (145)</b>
2015	Max Moroff (136)	Max Moroff (153)	Max Moroff (70)	Stetson Allie (135)
2016	Erich Weiss (127)	Erich Weiss (256)	Eric Wood (52)	Stetson Allie (110)
2017	Elvis Escobar (116)	Pablo Reyes (420)	Pablo Reyes (51)	Michael Suchy (95)

## 15-HOME RUN SEASONS

1999.....	Adam Hyzdu (24)	.....	Jose Bautista (23)	2015.....	Stetson Allie (17)
.....	Craig Wilson (20)	.....	Craig Stansberry (18)	2016.....	Stetson Allie (16)
.....	Garrett Long (18)	.....	Tom Evans (15)	.....	Eric Wood (16)
.....	Alex Hernandez (15)	2006.....	Ray Sadler (15)	2017.....	Jordan Luplow (16)
2000.....	Adam Hyzdu (31)	2007.....	Adam Boeve (17)	.....	Edwin Espinal (15)
2002.....	Carlos Rivera (22)	2010.....	Hector Gimenez (16)	.....	
.....	J.J. Davis (20)	.....	Matt Hague (15)	.....	
.....	Tony Alvarez (15)	2011.....	Quincy Latimore (15)	.....	
2004.....	Ray Sadler (20)	2012.....	Quincy Latimore (15)	.....	
.....	Josh Bonifay (19)	2013.....	Jarek Cunningham (19)	.....	
.....	Brad Eldred (17)	.....	Alex Dickerson (17)	.....	
.....	Ronny Paulino (15)	2014.....	Stetson Allie (21)	.....	
.....	Yurendell De Caster (15)	.....	Willy Garcia (18)	.....	
2005.....	Josh Bonifay (25)	.....	Keon Broxton (15)	.....	

## 100-STRIKEOUT SEASONS

1999	Brian O'Connor (106)	2011	Jeff Locke (114)
	Bronson Arroyo (100)		Mike Colla (109)
2000	John Grabow (109)	2013	David Bromberg (127)
2002	Aaron Burnside (122)		Jameson Taillon (106)
	Justin Reid (108)	2015	Chad Kuhl (101)
2004	Ian Snell (142)	2016	Tyler Eppler (106)
	Mike Connolly (103)		Cody Dickson (105)
	Bryan Bullington (100)		Clay Holmes (101)
2005	Tom Gorzelanny (124)	2017	Austin Coley (114)
2010	Justin Wilson (134)		J.T. Brubaker (109)
	Rudy Owens (132)		
	Jared Hughes (120)		
	Tony Watson (105)		

## YEAR-BY-YEAR TEAM PITCHING LEADERS

YEAR	ERA (min. 75 IP)	WINS	LOSSES	SAVES
1999	Paul Ah Yat (3.02)	<b>Bronson Arroyo (15)</b>	Brian O'Connor (11)	Matt Duff (12)
2000	Sam McConnell (1.61)	Brian O'Connor (12)	J. Grabow/S. Sparks (7)	Brian Smith (12)
2001	Justin Reid (2.54)	6 Players Tied (5)	C. Alvarado/C. Spurling (7)	Tony Pavlovich (12)
2002	Ben Shaffar (3.15)	Justin Reid (11)	<b>John Grabow (13)</b>	Chris Spurling (20)
2003	Landon Jacobsen (2.93)	Sean Burnett (14)	Landon Jacobsen (11)	Todd Ozias (21)
2004	Ian Snell (3.16)	Bryan Bullington (12)	3 Players Tied (7)	Jeff Miller (18)
2005	Brady Borner (2.08)	Matt Peterson (11)	Paul Stewart (10)	Justin Kaye (22)
2006	<b>Shane Youman (1.51)</b>	Landon Jacobsen (14)	Landon Jacobsen (9)	Brandon Knight (27)
2007	Dewon Brazelton (3.53)	Luis Munoz (12)	<b>Josh Shortslef (13)</b>	<b>Matt Peterson (29)</b>
2008	Yoslan Herrera (3.46)	Juan Mateo (7)	Derek Hankins/Josh Hill (11)	Ronald Belisario (9)
2009	Brad Lincoln (2.28)	Y.Herrera/D. Moskos (11)	Daniel Moskos (10)	Sean Smith (7)
2010	Michael Dubee (2.24)	J. Hughes/R. Owens (12)	J. Hughes/J. Wilson (8)	Daniel Moskos (21)
2011	Kyle McPherson (3.02)	Aaron Pribanic (10)	Mike Colla (11)	Noah Krol (24)
2012	Phil Irwin (2.93)	Brandon Cumpton (12)	Brandon Cumpton (11)	Vic Black (13)
2013	Casey Sadler (3.31)	Casey Sadler (11)	David Bromberg (12)	Luis Sanz (16)
2014	Adrian Sampson (2.55)	Adrian Sampson (10)	Joely Rodriguez (11)	Kenn Kasperek (13)
2015	Steven Brault (2.00)	Jason Creasy (12)	Zack Dodson (10)	Jhondaniel Medina (12)
2016	Cody Dickson (3.66)	Cody Dickson/Clay Holmes (10)	Tyler Eppler (10)	Montana DuRapau (22)
2017	Austin Coley (3.01)	Tanner Anderson/Alex McRae (10)	Tanner Anderson (8)	DuRapau/Scioneaux (14)

YEAR	GAMES	INNINGS PITCHED	STRIKEOUTS	WALKS
1999	<b>David Daniels (55)</b>	Brian O'Connor (153.1)	Brian O'Connor (106)	Brian O'Connor (92)
2000	Matt Duff (47)	John Grabow (145.1)	John Grabow (109)	John Grabow (65)
2001	Clint Chrysler (51)	Chris Spurling (121.2)	Carlos Alvarado (73)	John Grabow (39)
2002	C. Chrysler/C. Spurling (51)	Justin Reid (153.2)	Adrian Burnside (122)	Adrian Burnside (67)
2003	Todd Ozias (51)	<b>Landon Jacobsen (162.2)</b>	Mike Connolly (90)	Landon Jacobsen (40)
2004	Jeff Miller (52)	Ian Snell (151.0)	<b>Ian Snell (142)</b>	Bryan Bullington (47)
2005	Justin Kaye (53)	Matt Peterson (143.2)	Tom Gorzelanny (124)	Matt Peterson (74)
2006	Brandon Knight (51)	Landon Jacobsen (154.0)	M. Connolly/J. Vasquez (87)	Landon Jacobsen (55)
2007	Matt Peterson (51)	Josh Shortslef (149.1)	Luis Munoz (89)	Josh Shortslef (59)
2008	R. Belisario/P. Bresnehan (38)	Derek Hankins (119.0)	Kyle Bloom (93)	Kyle Bloom (55)
2009	Jeff Sues (40)	Daniel Moskos (149.0)	Mike Crotta (97)	Daniel Moskos (58)
2010	Michael Dubee (45)	Jared Hughes (150.2)	Justin Wilson (134)	Justin Wilson (71)
2011	Noah Krol (54)	Aaron Pribanic (153.0)	Jeff Locke (114)	Jeff Locke (46)
2012	Vic Black (51)	Brandon Cumpton (152.1)	Brandon Cumpton (88)	Nathan Baker (57)
2013	Luis Sanz (47)	David Bromberg (136.0)	David Bromberg (127)	David Bromberg (52)
2014	Ryan Beckman (45)	Adrian Sampson (148.0)	Adrian Sampson (99)	Zack Dodson (46)
2015	Jhondaniel Medina (45)	Zack Dodson (162.0)	Chad Kuhl (101)	Jason Creasy (52)
2016	Montana DuRapau (50)	Tyler Eppler (162.1)	Tyler Eppler (106)	<b>Cody Dickson (93)</b>
2017	Tate Scioneaux (47)	Alex McRae (149.2)	Austin Coley (114)	Yeudy Garcia (46)

## CURVE 10-GAME WINNERS

1999	Bronson Arroyo (15)	2010	Jared Hughes (12)
2000	Brian O'Connor (12)		Rudy Owens (12)
	Wilson Guzman (10)		Justin Wilson (11)
2002	Justin Reid (11)	2011	Aaron Pribanic (10)
2003	Sean Burnett (14)	2012	Brandon Cumpton (12)
2004	Bryan Bullington (12)	2013	Casey Sadler (11)
	Ian Snell (11)	2014	Adrian Sampson (10)
2005	Matt Peterson (11)	2015	Jason Creasy (12)
2006	Landon Jacobsen (14)		Chad Kuhl (11)
2007	Luis Munoz (12)	2016	Cody Dickson (10)
	Kip Bouknight (11)		Clay Holmes (10)
2009	Daniel Moskos (10)	2017	Alex McRae (10)
	Yoslan Herrera (11)		Tanner Anderson (10)



# CURVE IN MLB



Only players making major league debut AFTER playing for Altoona are included  
Players are listed in order of their MLB debuts

PLAYER	YEAR(S)	MAJOR LEAGUE SERVICE
Yamid Haad, C	1999-01	Pittsburgh '99, San Francisco '05
Kory DeHaan, OF	1999	San Diego '00 & '02
Brian O'Connor, LHP	1999-00, 02	Pittsburgh '00
Bronson Arroyo, RHP	1999	Pittsburgh '00-02, Boston '03-05, Cincinnati '06-13, '17, Arizona '14
Kane Davis, RHP	1999	Cleveland '00, Milwaukee '00, Colorado '01, New York (NL) '02, Milwaukee '05, Philadelphia '07
Tike Redman, OF	1999	Pittsburgh '00-01, '03-05, Baltimore '07
Stephen L. Sparks, RHP	2000-01	Pittsburgh '00
Alex Hernandez, OF	1999-00	Pittsburgh '00-01
Adam Hyzdu, OF	1999-00	Pittsburgh '00-03, Boston '04-05, San Diego '05, Texas '06
Brian Smith, RHP	2000-01	Pittsburgh '00
Joe Beimel, LHP	2000	Pittsburgh '01-03; '11, Minnesota '04, Tampa Bay '05, Los Angeles (NL) '06-08, Washington '09, Colorado '09-'10
Jack Wilson, SS	2000	Pittsburgh '01-09, Seattle '09-11, Atlanta '11
Craig Wilson, C/1B	1999	Pittsburgh '01-06, NY Yankees '06, Atlanta '07
Rob Mackowiak, UTIL	1999-00	Pittsburgh '01-05, Chi. Sox '06-07, San Diego '07, Washington '08
Dave Williams, LHP	2001	Pittsburgh '01-02, '04-05, Cincinnati '06, NY Mets '06-07
Jarrad Patterson, 3B	2000	Detroit '01, Kansas City '03
Luis Figueroa, INF	1999-00	Pittsburgh '01, Toronto '06, San Francisco '07
Humberto Cota, C	2000	Pittsburgh '01-07
Brendan Donnelly, RHP	1999	Los Angeles (AL) '02-06, Boston '07, Cleveland '08, Florida '09, Pittsburgh '10
Ron Wright, 1B	1999	Seattle '02
Kevin Pickford, LHP	2000	San Diego '02
Matt Duff, RHP	1999-00	St. Louis '02
Tony Alvarez, OF	2001-02	Pittsburgh '02 & '04
J.J. Davis, OF	2001-02	Pittsburgh '02-04, Washington '05
Chris Spurling, RHP	2001-02	Detroit '03, '05-06, Milwaukee '06-07
D.J. Carrasco, RHP	2000-01	Kansas City '03-05, Chicago (AL) '08-09, Pittsburgh '10, New York (NL) '11-12
Carlos Rivera, 1B	2001-02	Pittsburgh '03-04
Mike Gonzalez, LHP	1999, 2001-03	Pittsburgh '03-06, Atlanta '07-09, Baltimore '10-11, '14 Texas '11
John Grabow, LHP	2000-03	Washington '12, Milwaukee '13
J.R. House, C	2001-03	Pittsburgh '03-09, Chicago (NL) '09-11
Shawn Camp, RHP	2001, 03	Pittsburgh '03-04, Houston '06 & '08, Baltimore '07, Houston '08
Jeff Bennett, RHP	2001, 03	Kansas City '04-05, Tampa Bay '06-07, Toronto '08-11, Chicago '12-13
Jose Castillo, INF	2003	Philadelphia '14
Mike Johnston, LHP	2003	Milwaukee '04, Atlanta '07-08, Tampa Bay '09
Chris Shelton, 1B/C	2003	Pittsburgh '04-07, San Francisco '08, Houston '08
Anastacio Martinez, RHP	2003	Pittsburgh '04-05
Sean Burnett, LHP	2003	Detroit '04-06, Texas '08, Seattle '09
Sam McConnell, LHP	1999-00	Boston '04
John Van Benschoten, RHP	2003, 06	Pittsburgh '04 & '08-09, Washington '09-12, Los Angeles (AL) '13-14
Ian Snell, RHP	2003-04	Atlanta '04
Jeff Keppinger, INF	2004	Pittsburgh '04 & '07-08
Frank Brooks, LHP	2003	Pittsburgh '04-09, Seattle '09-10
Chris Duffy, OF	2003-04	New York (NL) '04, Kansas City '06, Cincinnati '07-08, Houston '09-11,
Ray Sadler, OF	2003-06	San Francisco '11, Tampa Bay '12, Chicago (AL) '13
Ryan Doumit, C	2001, 04	Pittsburgh '04, Atlanta '05
Nate McLouth, OF	2004	Pittsburgh '05-07, Milwaukee '09
Zach Duke, LHP	2004	Pittsburgh '05
Brad Eldred, 1B	2004-05	Pittsburgh '05-11, Minnesota '12-13, Atlanta '14
Paul Maholm, LHP	2005	Washington '14
Chris Heintz, C	2003	Pittsburgh '05-10, Arizona '11, Washington '12-13, Cincinnati '13
Matt Capps, RHP	2005	Milwaukee '14, Chicago (AL) '15-16, St. Louis '16-17
Bryan Bullington, RHP	2004	Pittsburgh '05 & '07, Colorado '10, Detroit '12
Tom Gorzelanny, LHP	2005	Pittsburgh '05-11, Chicago (NL) '12, Atlanta '12-'13, Los Angeles (NL) '14
Ronny Paulino, C	2003-05	Minnesota '05-07
Yurendell de Caster, INF	2004	Pittsburgh '05-09, Washington '10, Minnesota '10-12
Josh Sharpless, RHP	2005-06	Pittsburgh '05 & '07-08, Cleveland '08, Toronto '09, Kansas City '10
Rajai Davis, OF	2005	Pittsburgh '05-09, Chicago (NL) '09-10, Washington '11-12, Milwaukee '13-14,
Brian Rogers, RHP	2006	Detroit '15, Cleveland '16
Carlos Maldonado, C	2005-06	Pittsburgh '05-08, Florida '09-10, New York (NL) '11, Baltimore '12
Shane Youman, LHP	2004-06	Pittsburgh '06
Craig Stansberry, INF	2005-06	Pittsburgh '06-07
Romulo Sanchez, RHP	2005-07	Pittsburgh '06-07, San Francisco '07-08, Oakland '08-10, '17, Toronto '11-13
Steven Pearce, 1B	2007	Detroit '14-15, Cleveland '16, Boston '17
		Pittsburgh '06-07
		Pittsburgh '06-07, Washington '10, Washington '12
		Pittsburgh '06-07
		San Diego '07-09
		Pittsburgh '07-08, New York (AL) '10
		Pittsburgh '07-11, Baltimore '12, Houston '12, New York (AL) '12,
		Baltimore '13-15, Tampa '16, Toronto '17

**PLAYER**

Nyjer Morgan, OF  
 Jonathan Albaladejo, RHP  
 Dave Davidson, LHP  
 Rico Washington, INF  
 Brian Bixler, INF  
 Brent Lillibrige, INF  
  
 Jimmy Barthmaier, RHP  
 Luis Munoz, RHP  
 Yoslan Herrera, RHP  
 Randy Ruiz, 1B/DH  
 Luis Cruz, INF  
 Ronald Belisario, RHP  
 Andrew McCutchen, OF  
 Neil Walker, INF  
 Jose Tabata, OF  
 Brad Lincoln, RHP  
 Pedro Alvarez, 3B  
 Alex Presley, OF  
  
 Mike Crotta, RHP  
 Daniel Moskos, LHP  
 Josh Harrison, 2B/3B  
 Tony Watson, LHP  
 Chase d'Arnaud, 2B/SS  
 Eric Fryer, C  
 Aaron Thompson, LHP  
 Jared Hughes, RHP  
 Jeff Locke, LHP  
 Matt Hague, 1B  
 Gorkys Hernandez, OF  
 Jordy Mercer, 3B/2B/SS  
 Starling Marte, OF  
 Todd Redmond, RHP  
 Kyle McPherson, RHP  
 Justin Wilson, LHP  
 Steve Lerud, C  
 Brock Holt, 2B/SS  
 Jean Machi, RHP  
 Bryan Morris, RHP  
 Phil Irwin, RHP  
 Robbie Grossman, OF  
 Gerrit Cole, RHP  
 Brandon Cumpton, RHP  
 Tony Sanchez, C  
 Duke Welker, RHP  
 Vic Black, RHP  
 Andrew Lambo, OF  
 Kris Johnson, LHP  
 Stolmy Pimentel, RHP  
 Gregory Polanco, OF  
 Casey Sadler, RHP  
 Rudy Owens, LHP  
 Jamie Romak, INF  
 Hunter Strickland, RHP  
 John Holdzkom, RHP  
 Diego Moreno, RHP  
 Alex Dickerson, OF  
 Ramon Cabrera, C  
 Elias Diaz, C  
 Keon Broxton, OF  
 Yhonathan Barrios, RHP  
 Alen Hanson, INF  
 A.J. Morris, RHP  
 Jameson Taillon, RHP  
 Adrian Sampson, RHP  
 Jacob Stallings, C  
 Adam Frazier, SS/OF  
 Chad Kuhl, RHP  
 Dustin Molleken, RHP  
 Steven Brault, LHP  
 Tyler Glasnow, RHP  
 Josh Bell, 1B/RF  
 Max Moroff, 2B  
 JaCoby Jones, SS/OF  
 Joely Rodriguez, RHP  
 Willy Garcia, OF  
 Jose Osuna, 1B/OF  
 Dovydas Neverauskas, RHP  
 Gift Ngoepe, INF  
 Edgar Santana, RHP  
 Jordan Luplow, LF  
 Angel Sanchez, RHP

**YEAR(S)**

2006  
 2006-07  
 2006-07  
 2000-02  
 2006  
 2006  
  
 2008  
 2007-08  
 2007-08  
 2007  
 2008  
 2007-08  
 2006-07  
 2006-07  
 2008-09  
 2009  
 2009  
 2010  
  
 2007, 2009-10  
 2009-10  
 2010  
 2009-10  
 2010  
 2011  
 2011  
 2009-10  
 2010-11  
 2011  
 2007  
 2011-12  
 2010  
 2008-09  
 2011-12  
 2009  
 2010-11  
 2011-12  
 2012  
 2012  
 2012-13  
 2011-13  
 2011-12  
 2012  
 2010-13  
 2012  
 2013  
 2013  
 2010  
 2008-09  
 2012  
 2014  
 2010-11  
 2013  
 2012, 2014  
 2014  
 2014-15  
 2015  
 2013-14  
 2014  
 2012-13  
 2014  
 2012, 2015  
 2015  
 2015  
 2009-10  
 2015  
 2015  
 2015  
 2014-15  
 2014  
 2014-15  
 2015-16  
 2016  
 2013-15  
 2016  
 2017  
 2014-15

**MAJOR LEAGUE SERVICE**

Pittsburgh '07-09, Washington '09-10, Milwaukee '11-12, Cleveland '14  
 Washington '07, New York (AL) '08-12  
 Pittsburgh '07, Florida '09  
 St. Louis '08  
 Pittsburgh '08-09, Washington '11, Houston '12  
 Atlanta '08, Chicago (AL) '09-12, Boston '12, Cleveland '12  
 Chicago (NL) '13, New York (AL) '13  
 Pittsburgh '08  
 Pittsburgh '08  
 Pittsburgh '08  
 Minnesota '08, Toronto '09-10  
 Pittsburgh '08-09, Milwaukee '10, Los Angeles (NL) '12-13, New York (AL) '13  
 Los Angeles (NL) '09-10 & '12-13, Chicago (AL) '14, Tampa Bay '15  
 Pittsburgh '09-17  
 Pittsburgh '09-15, New York (NL) '16-17, Milwaukee '17  
 Pittsburgh '10-15  
 Pittsburgh '10-12, Toronto '12-13, Philadelphia '14  
 Pittsburgh '10-15, Baltimore '16-17  
 Pittsburgh '10-13, Minnesota '13, Houston '14-15, Minnesota '16,  
 Detroit '16-17  
 Pittsburgh '11  
 Pittsburgh '11  
 Pittsburgh '11-17  
 Pittsburgh '11-17, Los Angeles '17  
 Pittsburgh '11-12, '14, Philadelphia '15, Atlanta '16, San Diego '17  
 Pittsburgh '11-12, '16, Minnesota '13-15, St. Louis '16-17  
 Pittsburgh '11, Minnesota '14-15  
 Pittsburgh '11-16, Milwaukee '17  
 Pittsburgh '11-16, Miami '17  
 Pittsburgh '12, '14, Toronto '15  
 Pittsburgh '12, '15, Miami '12, San Francisco '16-17  
 Pittsburgh '12-17  
 Pittsburgh '12-17  
 Cincinnati '12, Toronto '13-14  
 Pittsburgh '12  
 Pittsburgh '12-14, New York (AL) '15, Detroit '16-17, Chicago (NL) '17  
 Philadelphia '12-13  
 Pittsburgh '12, Boston '13-17  
 San Francisco '12-14, Boston '15  
 Pittsburgh '12-14, Miami '14-16, San Francisco '17  
 Pittsburgh '13  
 Houston '13-15, Minnesota '16-17  
 Pittsburgh '13-17  
 Pittsburgh '13-14  
 Pittsburgh '13-15, Atlanta '17  
 Pittsburgh '13  
 Pittsburgh '13, New York (NL) '13-14  
 Pittsburgh '13-15, Oakland '16  
 Pittsburgh '13, Minnesota '14  
 Pittsburgh '13-14, Texas '15  
 Pittsburgh '14-17  
 Pittsburgh '14  
 Houston '14  
 Los Angeles (NL) '14, Arizona '15  
 San Francisco '14-17  
 Pittsburgh '14  
 New York (AL) '15, Tampa Bay '17  
 San Diego '15-16  
 Cincinnati '15-16  
 Pittsburgh '15-17  
 Pittsburgh '15, Milwaukee '16-17  
 Milwaukee '15  
 Pittsburgh '16-17, Chicago (AL) '17  
 Cincinnati '16  
 Pittsburgh '16-17  
 Seattle '16  
 Pittsburgh '16-17  
 Pittsburgh '16-17  
 Pittsburgh '16-17  
 Detroit '16  
 Pittsburgh '16-17  
 Pittsburgh '16-17  
 Pittsburgh '16-17  
 Pittsburgh '16-17  
 Detroit '16-17  
 Philadelphia '16-17  
 Chicago (AL) '17  
 Pittsburgh '17  
 Pittsburgh '17  
 Pittsburgh '17  
 Pittsburgh '17  
 Pittsburgh '17  
 Pittsburgh '17  
 Pittsburgh '17

<b>MLB DEBUTS BY TEAM/ SEASON</b>			
<b>MLB Debut by Curve Alumni by Year</b>			
<b>1999</b> .....	1	<b>2009</b> .....	3
<b>2000</b> .....	9	<b>2010</b> .....	4
<b>2001</b> .....	8	<b>2011</b> .....	9
<b>2002</b> .....	6	<b>2012</b> .....	11
<b>2003</b> .....	6	<b>2013</b> .....	10
<b>2004</b> .....	12	<b>2014</b> .....	6
<b>2005</b> .....	12	<b>2015</b> .....	6
<b>2006</b> .....	6	<b>2016</b> .....	14
<b>2007</b> .....	6	<b>2017</b> .....	7
<b>2008</b> .....	8		
<b>Players to Reach MLB by Curve Year</b>			
<b>1999</b> .....	16	<b>2009</b> .....	12
<b>2000</b> .....	18	<b>2010</b> .....	17
<b>2001</b> .....	16	<b>2011</b> .....	14
<b>2002</b> .....	9	<b>2012</b> .....	15
<b>2003</b> .....	17	<b>2013</b> .....	10
<b>2004</b> .....	12	<b>2014</b> .....	12
<b>2005</b> .....	12	<b>2015</b> .....	14
<b>2006</b> .....	13	<b>2016</b> .....	3
<b>2007</b> .....	11	<b>2017</b> .....	1
<b>2008</b> .....	8		



# ALL-TIME ALPHABETICAL ROSTER

KEY: **BOLD** - MLB Experience | +++ - MLB Experience before joining Curve | \*\*\* - MLB Rehab Assignment | ^ - Year of MLB Rehab

## -A-

AGAMENNONE, Brandon (RHP)  
 AGRAZAL, Dario (RHP)  
 AGUERO, Ramon (RHP)  
 AH YAT, Paul (LHP)  
**ALBALADEJO, Jonathan** (RHP)  
 ALCALA, Jason (RHP)  
 ALDERSON, Tim (RHP)  
 ALLIE, Stetson (1B/OF)  
 ALVARADO, Carlos (RHP)  
**ALVAREZ, Pedro** (3B)  
 ALVAREZ, Rafael (OF)  
**ALVAREZ, Tony** (OF)  
 ALVAREZ, Victor (3B)  
**ANDERSON, Jimmy** (LHP)+++  
 ANDERSON, Tanner (RHP)  
 ANTELO, Derek (RHP)  
**ARROYO, Branson** (RHP)  
 ASCHE, Mike (OF)  
 ASTACIO, Olivo (RHP)  
 AYERS, Mike (LHP)

## -B-

BAKER, Nathan (LHP)  
**BALESTER, Collin** (RHP)+++  
**BARMES, Clint** (SS)\*\*\*  
 BARNES, B.J. (OF)  
 BARON, Jim (RHP)  
 BASS, Jayson (OF)  
 BARNES, Barrett (OF)  
**BARTHMAIER, Jimmy** (RHP)  
**BARRIOS, Yhonathan** (RHP)  
**BAUTISTA, Jose** (3B)+++  
 BECKMAN, Ryan (RHP)  
**BEIMEL, Joe** (LHP)^  
**BELISARIO, Ronald** (RHP)  
**BELL, Josh** (OF/1B)  
 BELTRAN, Alonso (RHP)  
 BENEDICT, Matt (RHP)  
**BENNETT, Jeff** (RHP)  
**BENSON, Kris** (RHP)\*\*\*  
**BERGERON, Peter** (OF)+++  
**BIESER, Steve** (C)+++  
 BIMEAL, Matt (RHP)  
**BIXLER, Brian** (SS)  
**BLACK, Vic** (RHP)  
 BLACKWELL, Chad (RHP)  
 BLEICH, Jeremy (RHP)  
 BLOOM, Kyle (LHP)  
 BOEVE, Adam (OF)  
 BOLESKA, Tom (RHP)  
 BONIFAY, Josh (OF)  
 BOONE, James (OF)  
 BORDEN, Buddy (RHP)  
 BORNER, Brady (LHP)  
 BOUKNIGHT, Kip (RHP)  
 BOWERS, Jason (INF)  
 BRADLEY, Bobby (RHP)  
**BRAULT, Steven** (LHP)  
**BRAZELTON, Dewon** (RHP)+++  
 BRENTZ, Jake (LHP)  
 BRESNEHAN, Patrick (RHP)  
 BROMBERG, David (RHP)  
**BROOKS, Frank** (LHP)  
**BROWN, Adrian** (OF)\*\*\*  
 BROWN, Alvin (RHP)  
 BROWN, Jason (C)  
 BROWN, Kelson (IF)  
**BROXTON, Keon** (OF)  
 BRUBAKER, J.T. (RHP)  
 BRUCE, Mo (INF)  
 BRYANT, Matt (OF)  
**BULLINGTON, Bryan** (RHP)  
**BURGOS, Enrique** (RHP)+++  
**BURNETT, Sean** (LHP)

2004  
 2017  
 2009-10  
 1999  
**2006-07**  
 2004  
 2009-13  
 2014-16  
 2000-01  
**2009**  
 2006  
**2001-02**  
 2008  
**2000**  
 2017  
 2008  
**1999**  
 1999  
 2007  
 1999-01

2012-14  
**2014-15**  
**2014^**  
 2001, 03  
 1999  
 2000-01  
 2015-16  
**2008, 10**  
**2015**  
**2005**  
 2012-14  
**2000, 2011^**  
**2007-08**  
**2014-15**  
 1999  
 2014-15  
**2001, 2003**  
**2002^**  
**2007**  
**1999**  
 2004  
**2006**  
**2012**  
 2006  
 2015  
 2007-09  
 2005-07  
 2010-11  
 2003-05  
 2008-09  
 2017  
 2003-06  
 2007  
 2007-08  
 2004  
**2015**  
**2007**  
 2017  
 2007-08  
 2013  
**2003**  
**2000^, 2001^**  
 1999  
 2002  
 2012-14  
**2014-15**  
 2017  
 2001  
 1999  
 2004  
 DeROSSO, Tony (INF)  
 DESCHENES, Marc (RHP)  
 DIAZ, Christopher (INF)  
**2014, 2016**  
**2013**  
 2016-17  
 2001

BURNSIDE, Adrian (LHP)  
 BURTON, Darren (OF)  
 BUTTLER, Vic (OF)

## -B-

CABRERA, Ramon (C)  
**CAMP, Shawn** (RHP)  
 CANDELARIO, Eddie (RHP)  
**CAPPS, Matt** (RHP) ^  
**CARRASCO, D.J.** (RHP)  
 CARUSO, Joe (INF)  
**CASEY, Sean** (1B)\*\*\*  
**CASTILLO, Jose** (INF)  
 CASTORRI, Christian (RHP)  
 CASTRO, Orlando (LHP)  
 CEVETTE, Dan (LHP)  
 CHALK, Brad (OF)  
 CHAMBERS, Evan (OF)  
 CHANEY, Mike (LHP)  
 CHANG, Ray (INF)  
**CHAPMAN, Travis** (3B)+++  
 CHAVES, Brandon (RHP)  
 CHAVEZ, Zane (C)  
 CHEN, Yung-Chi (INF/OF)  
 CHIAFFREDO, Paul (C)  
 CHIAVACCI, Ron (RHP)  
**CHRISTIANSEN, Jason** (LHP)\*\*\*  
 CHRYSLER, Clint (LHP)  
**CLAGGETT, Anthony** (RHP)+++  
**CLARK, Howie** (OF)+++  
**CLONIZ, Brad** (RHP)+++  
 COCKRELL, Mike (INF)  
 COFIELD, Kyle (RHP)  
**COLE, Gerrit** (RHP)  
 COLEY, Austin (RHP)  
 COLLA, Mike (RHP)  
 CONNOLLY, Mike (LHP)  
**CONTRERAS, Jose** (RHP) +++  
**CORDOVA, Francisco** (RHP)\*\*\*  
 CORLEY, Brad (OF)  
 CORSALETTI, Jeff (OF)  
 CORTES, Jorge (OF)  
**COTA, Humberto** (C)  
 COX, Tyler (LHP)  
 CREAMY, Jason (RHP)  
**CROTTE, Mike** (RHP)  
**CRUDELA, Mike** (RHP)+++  
**CRUZ, Ivan** (1B)\*\*\*  
**CRUZ, Juan** (RHP)\*\*\*  
**CRUZ, Luis** (INF)  
**CUMPTON, Brandon** (RHP)  
 CUNNINGHAM, Jarek (2B/3B)  
 CURRY, Matt (1B)  
 CUTLER, Charlie (C)

## -C-

2012, 2014  
**2001, 03**  
 2004-05  
**2005, 08^**  
**2000-01**  
 2002-03  
**2006^**  
**2003**  
 2008-09  
 2014  
 2013  
 2011  
 2012  
 2001  
 2008-09  
**2006**  
 2004-07  
 2017  
 2010  
 2005  
 2006  
**1999^**  
 2001-03  
**2010-11**  
**2005**  
**2000**  
 2004  
 2012  
**2012**  
 2017  
 2010-12  
 2003-06  
**2013**  
**1999, 2001**  
 2007-09  
 2007-09  
 2004-05  
**2000**  
 2011  
 2015-16  
**2007, 2009-11**  
**2004**  
**1999**  
**2012**  
**2008**  
**2012-13, 2017**  
 2012-14  
 2011-14  
 2012-13

## -D-

d'ARNAUD, Chase (2B/SS)^  
 DANIELS, David (RHP)  
**DAVIDSON, Dave** (LHP)  
 DAVIS, J.J. (OF)  
 DAVIS, Kane (RHP)  
 DAVIS, Rajai (OF)  
 de CASTER, Yurendell (INF)  
 DeHAAN, Kory (OF)  
 DELANEY, Jason (1B/OF)  
**de la ROSA, Tomas** (INF)+++  
 de LEON, Emmanuel (RHP)  
 de los Santos, Jose (INF)  
 DeROSSO, Tony (INF)  
 DESCHENES, Marc (RHP)  
 DIAZ, Christopher (INF)  
**DIAZ, Elias** (C)  
**DICKERSON, Alex** (OF)  
 DICKSON, Cody (LHP)  
 DIORIO, Mike (RHP)

**-D-**

DODSON, Zack (LHP) 2013-15  
 DONALDSON, Bo (RHP) 2001  
**DONNELLY, Brendan (RHP)** 1999  
**DORTA, Melvin (INF)+++** 2008  
**DOUGHERTY, Jim (RHP)+++** 2002  
 DOUGHERTY, Tony (RHP) 1999  
**DOUMIT, Ryan (C) ^** 2001, 2004, 2006^, 2008^  
 DUBEE, Michael (RHP) 2009-11  
**DUFF, Matt (RHP)** 1999-00  
**DUFFY, Chris (OF) ^** 2003-04, 2008^  
**DUKE, Zach (LHP) ^** 2004, 10^  
**DUNBAR, Matt (LHP)+++** 1999  
 DUNCAN, Frank (RHP) 2016  
**DUNN, Todd (OF)+++** 1999  
**DUMATRAIT, Phil (LHP)\*\*\*** 2009^  
 DuRAPAU, Montana (RHP) 2015-17  
 DURHAM, Miles (OF/1B) 2009-12

**-E-**

**ELDRED, Brad (1B)** 2004-05  
 ELLIOTT, Justin (C) 2007  
 EMSLEY-PAI, Kawika (C) 2014  
 EPLER, Tyler (RHP) 2015-16  
 ESCOBAR, Elivs (OF) 2016-17  
 ESPINAL, Edwin (1B) 2016-17  
 EVANS, Lee (C) 2000-01  
**EVANS, Tom (INF)+++** 2004-05

**-F-**

FALCON, Omar (C) 2007  
 FARRELL, Jeremy (3B) 2011-12  
 FELIZ, Anderson (INF/OF) 2016-17  
 FERNANDEZ, Alex (OF) 2007  
**FIGUEROA, Luis (INF)** 1999-00  
 FINEGAN, Brian (INF) 2008  
 FORD, Shelby (INF) 2008-11  
**FORDHAM, Tom (LHP)+++** 2003  
 FRANCE, Aaron (RHP) 1999-01  
**FRAZIER, Adam (SS/OF)** 2015  
 FRIDAY, Brian (SS) 2009  
**FRYER, Eric (C)** 2011  
 FURNISS, Eddy (1B) 2000

**-G-**

GALVEZ, Randy (RHP) 2001  
 GAMACHE, Dan (1F) 2014-15  
 GARCIA, Al (RHP) 1999  
**GARCIA, Mike (RHP)+++** 2001  
**GARCIA, Willy (OF)** 2014-15  
 GARCIA, Yeudy (RHP) 2017  
 GARRETT, Shawn (OF) 2002-03  
 GEORGE, Jordan (1B/OF) 2017  
 GIARD, Ken (RHP) 1999  
**GIMENEZ, Hector (C/UTL)+++** 2009-10  
**GLASNOW, Tyler (RHP)** 2015, 2016^  
 GONZALEZ, Angel (INF) 2008  
**GONZALEZ, Mike (LHP)** 1999, 01-03  
**GORZELANNY, Tom (LHP)** 2004-05  
**GRABOW, John (LHP)** 2000-03  
 GRAVELLE, Nick (LHP) 2002  
**GREEN, Scarborough (OF)+++** 2001  
**GRILLI, Jason (RHP)\*\*\*** 2013^  
**GROSSMAN, Robbie (OF)** 2012  
 GUERRERO, Emilis (RHP) 2008  
 GUY, Brad (RHP) 2000-03  
 GUZMAN, Javier (INF) 2005-07  
 GUZMAN, Wilson (LHP) 2000

**-H-**

**HAAD, Yamid (C)** 1999-01  
**HAGUE, Matt (1B)** 2010  
 HAMMAN, Corey (LHP) 2008-010  
 HANKINS, Derek (RHP) 2007-10  
**HANSEN, Craig (RHP)+++** 2010  
**HANSON, Alen (SS/2B)** 2013-14  
 HARLAN, Tom (LHP) 2014-15  
 HALEY, Trey (RHP) 2016  
**HARRISON, Josh (2B/3B)** 2010  
 HARTS, Jeremy (LHP) 2004-05  
 HARVEY, Kris (RHP) 2012  
 HAVERBUSCH, Kevin (INF) 1999-02  
**HEINTZ, Chris (C)** 2003  
**HELLWEG, Johnny (RHP)+++** 2017  
 HENRIQUEZ, Ralph (C) 2014  
 HEREDIA, Luis (RHP) 2017  
**HERNANDEZ, Alex (OF)** 1999-00

**-H-**

HERNANDEZ, Chris (RHP) 2006-08  
**HERNANDEZ, Gorkys (OF)** 2009-10  
 HERNANDEZ, Jose (OF) 2011  
**HERRERA, Yoslan (RHP)** 2007-09  
 HERRON, Tyler (RHP) 2009  
 HILL, Josh (RHP) 2008-09  
 HILL, Logan (OF) 2017  
 HIRSCH, Henry (RHP) 2016  
 HOLLIDAY, Brian (LHP) 2008  
**HOUSE, J.R. (C)** 2001-03  
**HOLDZKOM, John (RHP)** 2014  
 HOLDZKOM, Lincoln (RHP) 2009  
 HOLLINGSWORTH, Ethan (RHP) 2013  
 HOLMES, Clay (RHP) 2016  
**HOLT, Brock (2B/SS)** 2011-12  
 HOWARD, Justin (1B, OF) 2013-14  
**HUGHES, Jared (RHP)^** 2008-11, 2013^  
 HUGHSTON, Casey (OF) 2017  
**HYZDU, Adam (OF)** 1999-00

**-I-**

IGLESIAS, Luis (INF) 1999  
 INMAN, Jeff (RHP) 2012-15  
**IRWIN, Phil (RHP)** 2011-12  
**IZQUIERDO, Hansel (RHP)+++** 2005

**-J-**

JACOBSEN, Landon (RHP) 2003-06  
 JHANG, Jin-De (C) 2016-17  
 JOE, Connor (1B) 2017  
 JOHNSON, Blair (RHP) 2008  
 JOHNSON, James (LHP) 2005-06  
**JOHNSON, Kris (LHP)+++** 2012  
**JOHNSON, Russ (INF)+++** 2007  
**JOHNSTON, Mike (LHP)** 2003  
**JONES, Brandon (OF)+++** 2010  
**JONES, JaCoby (SS)** 2015  
 JORGENSEN, Tim (INF) 1999

**-K-**

KAMINSKA, Kyle (RHP) 2012  
**KARSTENS, Jeff (RHP)\*\*\*** 2012^, 2013^  
 KASPAREK, Kenn (RHP) 2013-14  
**KAYE, Justin (RHP)+++** 2005  
 KELLER, Mitch (RHP) 2017  
**KENSING, Logan (RHP)+++** 2012  
**KEPPINGER, Jeff (INF)** 2004  
 KESELICA, Sean (LHP) 2017  
 KING, Brad (C) 2002  
 KINGHAM, Nick (RHP) 2013-14, 2016  
**KNIGHT, BRANDON (RHP)+++** 2006  
 KRAMER, Kevin (INF) 2017  
 KREBS, Eric (RHP) 2009  
 KROL, Noah (RHP) 2011  
 KUCHNO, John (RHP) 2015-17  
**KUHL, Chad (RHP)** 2015

**-L-**

LAKIND, Jared (LHP) 2016-17  
**LAMBO, Andrew (OF)** 2010-13  
 LANGSTON, Jay (INF) 2001  
 LANKFORD, Derrick (OF) 2000-01  
 LATIMORE, Quincy (OF) 2011-12  
 LEACH, Brian (RHP) 2011  
 LEE, Taber (INF) 2005-07  
 LEMONIS, Chris (INF) 2002  
**LEROUX, Chris+++** 2011  
**LERUD, Steve (C)** 2008-09  
**LILLIBRIDGE, Brent (INF)** 2006  
**LINCOLN, Brad (RHP)** 2005^  
**LIRIANO, Francisco (LHP)\*\*\*** 2013^  
**LOCKE, Jeff (LHP)** 2010  
**LOISELLE, Rich (RHP)\*\*\*** 2000^  
 LONG, Garrett (OF) 1999-00  
 LONG, Joey (RHP) 1999  
**LOONEY, Brian (LHP)+++** 2002  
 LOPEZ, Jose (RHP) 2001-02  
 LOPEZ, Junior (RHP) 2016  
**LOPEZ, Pedro (INF)+++** 2009  
 LOREE, Mike (RHP) 2011  
 LORENZANA, Luis (INF) 1999-00  
 LORENZO, Matt (RHP) 2006  
**LORRAINE, Andrew (LHP)+++** 2004  
 LUDWIG, Pat (RHP) 2017  
**LUNDQUIST, Dave (RHP)+++** 2004  
**LUPLOW, Jordan (OF)** 2017  
 LYTTLE, Chaz (OF) 2005-06

**-M-**

**MACHI, Jean (RHP)** 2009  
**MACKOWIAK, Rob (INF)** 1999-00  
**MACHADO, Anderson (INF)+++** 2009

ORGANIZATION

2018 CURVE

HISTORY \ RECORDS

EASTERN LEAGUE

PIRATES ORGANIZATION

GENERAL INFORMATION

## -M-

MAFFEI, Justin (OF)  
 MAGGI, Drew (IF)  
**MAHOLM, Paul (LHP)**  
**MALDONADO, Carlos (C)**  
 MANN, Brandon (LHP)  
 MANN, Derek (INF)  
 MANZUETA, Roberto (RHP)  
 MARRERO, Christian (OF)  
**MARTE, Starling (OF)**  
 MARTIN, Greg (LHP)  
 MARTIN, Jeff (RHP)  
 MARTIN, Justin (INF)  
**MARTINEZ, Anastacio (RHP)**  
**MARTINEZ, Javier (RHP)\*\*\***  
 MARTINEZ, Octavio (C)  
**MARTIS, Shairon\*\*\***  
**MATEO, Juan (RHP)\*\*\***  
 MATHEWS, Del (LHP)  
 MATHISEN, Wyatt (3B)  
 MATTSOON, Rob (RHP)  
**McCONNELL, Sam (LHP)**  
**McCUTCHEEN, Andrew (OF)**  
 McDADE, Neal (RHP)  
**McDONALD, James (RHP)\*\*\***  
 McGuire, Reese (C)  
 McKINNEY, Brett (RHP)  
**McLOUTH, Nate (OF)**  
**McPHERSON, Kyle (RHP)**  
 McRae, Alex (RHP)  
 McSWAIN, Matt (RHP)  
 MEADOWS, Austin (OF)  
 MEADOWS, Randy (INF)  
 MEATH, Matt (OF)  
 MEDINA, Jhondaniel (RHP)  
**MEEK, Evan (RHP)\*\*\***  
 MEIER, Dan (OF)  
**MENDEZ, Donaldo (INF)\*\*\***  
 MERCEDES, Victor (INF)  
**MERCER, Jordy (3B/SS/2B)**  
 MILLER, Adam (RHP)  
 MILLER, Jeff (RHP)  
 MILLER, Quinton (RHP)  
 MOEVES, Derrik (RHP)  
**MOLLEKEN, Dustin (RHP)**  
**MONAHAN, Shane (OF)\*\*\***  
 MONTERO, Joan (RHP)  
 MONTGOMERY, Matt (RHP)  
 MORALES, Tomas (C)  
 MORENO, Diego (RHP)  
**MORIARTY, Mike (INF)\*\*\***  
**MORGAN, Nyjer (OF)**  
**MOROFF, Max (IF)**  
 MORRIS, Hunter (1B)  
**MORRIS, A.J. (RHP)**  
**MORRIS, Bryan (RHP)**  
**MORTON, Charlie (RHP)\*\*\***  
**MOSKOS, Daniel (LHP)**  
**MULHOLLAND, Terry (LHP)\*\*\***  
 MUNOZ, Luis (RHP)

## -N-

NANNINI, Mike (RHP)  
 NAVARRETE, Ray (INF)  
 NAVARRO, Eliecer (LHP)  
**NEAL, Blaine (RHP)\*\*\***  
 NEGRYCH, Jim (INF)  
 NEUBERGER, Scott (OF)  
 NEVAREZ, Matt (RHP)  
**NEVERAUSKAS, Dovydas (RHP)**  
 NEWMAN, Kevin (SS)  
 NEWSOME, Randy (RHP)  
**NICHOLSON, Kevin (INF)\*\*\***  
**NGOEPE, Gift (INF)**  
 NORMAN, Anthony (OF)  
 NOTTINGHAM, Shawn (LHP)  
 NUNEZ, Gustavo (IF)

## -O-

O'BRIEN, Patrick (RHP)  
**O'CONNOR, Brian (LHP)**  
**OHLENDORF, ROSS (RHP)\*\*\***  
**OQUENDO (SNELL), Ian (RHP)**  
 OSTEEN, Gavin (LHP)  
**OSUNA, Jose (1B/OF)**  
**OWENS, Rudy (LHP)**  
 OZIAS, Todd (RHP)

## -P-

PENA, Alex (RHP)  
 PENA, Rudy (C)

2016-17  
 2012-14  
**2005**  
**2005-07**  
 2014  
 2001  
 2000-01  
 2012  
**2011**  
 2005  
 2000  
 2001  
**2003**  
**1999^**  
 2006  
**2012**  
**2008-09**  
 1999  
 2017  
 2000  
**1999-00**  
**2006-07**  
 2001-04  
**2013^**  
 2016  
 2015-16  
**2004**  
**2011-12**  
 2016-17  
 2011-12  
 2015-16  
 2002  
 2005, 07  
 2015-16  
**2008**  
 2001-02  
**2004**  
 2005  
**2010-11**  
 2015  
 2004  
 2013-14  
 2006  
**2009-10**  
 2001  
 2014  
 2002  
 2016-17  
 2010-11  
**2004**  
**2006**  
**2015**  
 2015  
 2014  
**2010-11**  
**2009-10**  
 2019-10  
**2001^**  
**2007-08**

PEREZ, Clario (RHP)  
 PEREZ, Franklin (RHP)  
**PEREZ, Miguel (C)\*\*\***  
**PERRY, Chan (INF)\*\*\***  
**PETERSEN, Chris (INF)\*\*\***  
**PETERSON, Brian (C)**  
**PETERSON, Matt (RHP)**  
**PHILLIPS, Jason (RHP)\*\*\***  
 PICART, Greg (INF)  
**PICKFORD, Kevin (LHP)**  
**PIMENTEL, Stolmy (RHP)\*\*\***  
 POINTER, Corey (OF)  
**POLANCO, Gregory (OF)**  
**POND, Simon (1B/OF)\*\*\***  
**POREDA, Aaron\*\*\***  
 POWELL, Pedro (OF)  
 PRASCH, Ed (INF)  
**PRESLEY, Alex (OF)**  
 PRIBANIC, Aaron (RHP)

## -P-

2015  
 2006  
**2008-09, 2012-13**  
**2003**  
**2001**  
**2007**  
**2004-07**  
**2001**  
 2011-12  
**2000**  
**2013, 2014^**  
 2000  
**2013**  
**2006**  
**2012**  
 2006, 08  
 2009  
**2010**  
 2011-12

## -R-

RAMIREZ, Harold (OF)  
 RAMOS, Jhonathan (RHP)  
 RATLEDGE, Logan (INF)  
 RAYMUNDO, G.J. (INF)  
**REDMAN, Tike (OF)**  
**REDMOND, Todd (RHP)**  
**REICHERT, Dan (RHP)\*\*\***  
 REID, Justin (RHP)  
 REYES, Milver (C)  
 REYES, Pablo (INF)  
**RIOS, Armando (OF)\*\*\***  
**RIVERA, Carlos (1B)**  
**ROACH, Jason (RHP)\*\*\***  
 ROBERTS, Kevin (RHP)  
 ROBERTSON, Mike (1B)  
 ROBLES, Moises (RHP)  
 RODRIGUEZ, Frank (RHP)  
**RODRIGUEZ, Joely (LHP)**  
**RODRIGUEZ, Josh (INF)\*\*\***  
**RODRIGUEZ, Nerio (RHP)\*\*\***  
 RODRIGUEZ, Victor (INF)  
**RODRIGUEZ, Wandy (LHP)\*\*\***  
**ROGERS, Brian (RHP)**  
 ROJAS, Chris (RHP)  
 ROJAS, JR., Mel (OF)  
**ROMAK, Jamie (1B)**  
 RONEBERG, Brett (OF)  
 ROSARIO, Mel (C)  
 ROSARIO, Miguel (RHP)  
 ROSENGREN, John (LHP)  
**RUIZ, Randy (1B)**  
 RUNION, Tony (RHP)

2016  
 2012-14  
 2017  
 2005  
**1999**  
**2007**  
**2008**  
 2001-02, 04  
 2006-09  
 2017  
**2002^**  
**2001-02**  
**2005-07**  
 2008  
 1999  
 2008-09  
 2001  
**2014**  
 2011  
**2006**  
 2002  
**2014^**  
**2006, 08**  
 2006  
 2013-15  
**2008-09**  
 2003, 06-07  
 1999  
 2016-17  
 2000  
**2007**  
 1999

## -S-

**SADLER, Ray (OF)**  
**SADLER, Casey (RHP)**  
 SAK, Jim (RHP)  
 SALCEDO, Edward (INF/OF)  
 SAMPLE, Tyler (RHP)  
**SAMPSON, Adrian (RHP)**  
**SANCHEZ, Angel (RHP)**  
**SANCHEZ, Romulo (RHP)**  
**SANCHEZ, Tony (C)**  
 SANCHEZ, Yunesky (3B/1B)  
 SANDERS, Tracy (INF)  
**SANTANA, Edgar (RHP)**  
 SANTOS, Adalberto (OF)  
 SANZ, Luis (RHP)  
**SCAHILL, Rob (RHP)\*\*\***  
**SCHMIDT, Jason (RHP)\*\*\***  
 SCOTT, Travis (C)  
 SCHWIND, Jonathan (OF)  
 SCIONEALUX, Tate (RHP)  
 SECRIST, Reed (C)  
**SEFCIK, Kevin (INF)\*\*\***  
 SERRANO, Elio (RHP)  
 SHAFFAR, Ben (RHP)  
**SHARPLESS, Josh (RHP)**  
**SHELDON, Scott (INF)\*\*\***  
 SHELTON, Chris (C)  
 SHORTSLEF, Josh (LHP)  
**SILVA, Jose (RHP)\*\*\***  
 SIMPSON, Chase (1B/3B)  
**SINKBEIL, Brett (RHP)\*\*\***

**2003-06**  
**2013, 2017**  
 2000  
 2015  
 2014-15  
**2014**  
**2014-15**  
**2005-07**  
**2011-12, 2013**  
 2011  
 2000  
**2016**  
 2012-13  
 2013  
**2015^**  
**2001^**  
 2011  
 2015-17  
 2017  
 1999, 01  
**2002**  
 2004  
 2002-05  
**2005-06**  
**2004**  
**2003**  
 2006-08  
**2001^**  
 2017  
**2011**

**-S-**

SKELTON, James (C)	2010
SKREHOT, Shaun (INF)	2000-04
<b>SMITH, Brian (RHP)</b>	<b>2000-01</b>
SMITH, Josh (LHP)	2015-16
SMITH, Sean (RHP)	2009
<b>SNELL (OQUEENDO) Ian (RHP)</b>	<b>2003-04</b>
<b>SNIDER, Travis (OF)***</b>	<b>2013^</b>
SNUSZ, Chris (C)	2003-05
<b>SOLER, Alay (RHP)+++</b>	<b>2007</b>
SOLIS, Ali (C)	2013
SOSA, Junior (OF)	2014-15
<b>SPARKS, Stephen L. (RHP)</b>	<b>2000-01</b>
<b>SPURLING, Chris (RHP)</b>	<b>2001-02</b>
<b>STALLINGS, Jacob (C)</b>	<b>2012, 2015</b>
<b>STANSBERRY, Craig (INF)</b>	<b>2005-06</b>
STARLING, Wardell (RHP)	2006-07
<b>STEIN, Blake (RHP)+++</b>	<b>2004</b>
<b>STEWART, Chris (C)***</b>	<b>2015^, 2016^</b>
STEWART, Paul (RHP)	2005
STOCK, Robert (RHP)	2015
STONER, Mike (INF)	2001
<b>STRICKLAND, Hunter (RHP)</b>	<b>2012</b>
SUCHY, Michael (OF)	2017
SUES, Jeff (RHP)	2008-10
SUITER, Jerrick (1B/OF)	2017
SWEET, Jonathan (C)	1999

**-T-**

<b>TABATA, Jose (OF)</b>	<b>2008-09</b>
<b>TAILLON, Jameson (RHP)</b>	<b>2012-13, 2017^</b>
<b>TASCHNER, Jack (LHP)***</b>	<b>2010</b>
TEJEDA, Oscar (IF/OF)	2012-13
THOMAS, Gary (OF)	2004
<b>THOMPSON, Aaron (LHP)</b>	<b>2011</b>
<b>THOMPSON, Rich (OF)+++</b>	<b>2005-06</b>
THORNTON, Zack (RHP)	2013
TOLMAN, Mitchell (INF)	2017
TOWNSEND, Jason (RHP)	2012-14
<b>TRUBY, Chris (INF)+++</b>	<b>2007</b>
TUCKER, Cole (SS)	2017
TURGEON, Erik (RHP)	2012

**-U-**

UST, Brant (INF)	2006
UVIEDO, Ronald (RHP)	2010

**-V-**

VACLAVIK, Justin (RHP)	2007
VALLE, Sebastian (C)	2015
<b>VAN BENSCHOTEN, John (RHP)</b>	<b>2003, 2006^</b>
VASQUEZ, Andy (OF)	2012-15
<b>VASQUEZ, Jorge (RHP)+++</b>	<b>2006</b>
<b>VEAL, Donnie (LHP)+++</b>	<b>2009^, 2011</b>
<b>VOGELSONG, Ryan (RHP)***</b>	<b>2002^, 2016^</b>

**-W-**

WADDELL, Brandon (LHP)	2016-17
WALDRON, Tyler (RHP)	2012-14
<b>WALKER, Neil (C/3B)</b>	<b>2006-07, 2013^</b>
<b>WARD, Turner (OF)***</b>	<b>1999^</b>
<b>WASHINGTON, Rico (INF)</b>	<b>2000-02</b>
<b>WATSON, Tony (LHP)</b>	<b>2009-10</b>
WATTS, Kris (C)	2008, 10
WEBSTER, Anthony (OF)	2008
<b>WEHNER, John (INF)+++</b>	<b>1999, 01</b>
WEICHARD, Paul (OF)	2002
WEISS, Erich (2B)	2015-16
WELCH, Stefan (IF)	2012-13
<b>WELLS, Kip (RHP)***</b>	<b>2006^</b>
<b>WELKER, Duke (RHP)</b>	<b>2011-12</b>
WHITEHEAD, David (RHP)	2016
<b>WILKINS, Marc (RHP)***</b>	<b>1999^</b>
WILLIAMS, Brandon (RHP)	2007
<b>WILLIAMS, Dave (LHP)</b>	<b>2001</b>
<b>WILLIAMS, Jackson (C)+++</b>	<b>2017</b>
<b>WILLIAMS, Keith (OF)+++</b>	<b>2000</b>
WILSON, Andy (OF)	2005
<b>WILSON, Craig (C/1B)</b>	<b>1999</b>
<b>WILSON, Jack (SS) ^</b>	<b>2000, 2008^</b>
<b>WILSON, Justin (LHP)</b>	<b>2010</b>
WIMBERLY, Larry (LHP)	2000-02
WIMMER, Chris (2B)	1999
WOOD, Eric (3B)	2015
<b>WRIGHT, Ron (1B)</b>	<b>1999</b>

**-Y-**

YANG, Yao-Hsun (LHP)	2014
<b>YOUMAN, Shane (LHP)</b>	<b>2004-06</b>

**-Z-**

ZAMORA, Daniel (LHP)	2017
----------------------	------

**-MANAGERS-**

BEASLEY, Tony	2004-05
BROWN, Marty	1999-00
CORA, Joey	2016
FORBES, PJ.	2011-12
GARCIA, Carlos	2013-14
LEIPER, Tim	2006-08
PRINCE, Tom	2015
RYAN, Michael	2017
SVEUM, Dale	2001-03
WALBECK, Matt	2009-10

**-COACHES-**

ANDREWS, Jeff (Pitching)	2003-05
DURHAM, Miles (Coach)	2014
FILER, Tom (Pitching)	2010
HICKERSON, Bryan (Pitching)	2017
HOLMAN, Brad (Pitching)	2008
JOHNSON, Jeff (Pitching)	2012
KYLES, Stan (Pitching)	2013-14
LITTLE, Scott (Bench)	2001
LIVSEY, Jeff (Hitting)	1999-00
LONG, Ryan (Hitting)	2009-10, 2012-14
LOVEKAMP, Scott (Pitching)	1999, 01
LOVIGLIO, Jay (Bench)	2002
McCLUNE, Austin (Coach)	2013
MECCAGE, Justin (Pitching)	2015-16
MILACKI, Bob (Pitching)	2002
MOORE, Brandon (Hitting)	2006-08, 2011
PEREZ, Miguel (Coach)	2015
PICART, Greg (Coach)	2017
RIGGS, Kevin (Hitting)	2015-17
RYAN, Michael (Bench)	2012
SEARAGE, Ray (Pitching)	2006-07
TANNER, Bruce (Pitching)	2000
TREANOR, Dean (Pitching)	2009
WEHNER, John (Bench/Hitting)	2003-04
WHITEHURST, Wally (Pitching)	2011
WINTERS, Matt (Hitting)	2005

**-TRAINERS-**

AHRENS, Justin	2017
HOUSAND, Bryan	2010
PALMER, Jason	2003-05
PRIBYL, Thomas	2006-09
SANDOVAL, Mike	1999-00
SCOTT, Dru	2015-16
SENFEN, Dave	2001-02
ZALNO, Mike	2011-14

**-STRENGTH COACHES-**

BURR, Alan	2014, 2016
DESTRO, Jared	2005
HAGEDORN, Brian	2003
HILL, Ty	1999-00
KNUTSON, Aaron	2002
LEVA, Furey	2015
McDANIEL, Brandon	2008-09
SCHLESINGER, Joe	2017
SHORT, Chad	2007
UIHLEIN, Chad	2010
WHITE, Ricky	2011-13
ZAFFINO, Frank	2004

**ALL-TIME CURVE TEAM**

Prior to the 2018 season, Curve fans voted for the 20th Season Fans' Choice All-Time Altoona Curve Team

MGR.....Michael Ryan	3B.....Neil Walker
SP.....Gerrit Cole	SS.....Jack Wilson
RP.....Tony Watson	OF.....Adam Hyzdu
C.....Elias Diaz	OF.....Andrew McCutchen
1B.....Josh Bell	OF.....Starling Marte
2B.....Josh Harrison	



# ALL-TIME NUMERICAL ROSTER



**- 2 -**

Tike Redman .....	1999
Mel Rosario .....	1999
Nate McLouth .....	2004
Matt Meath .....	2005
Pedro Powell .....	2008
Jim Negrych .....	2009
Yung Chen .....	2010
Brandon Moore (Hitting Coach) .....	2011
Brock Holt .....	2012
Gustavo Nunez .....	2012
Andy Vasquez .....	2013-15
Gift Ngoepe .....	2015
JaCoby Jones .....	2015
Anderson Feliz .....	2016
Kevin Newman .....	2017
Anderson Feliz .....	2017
Mitchell Tolman .....	2017

**- 3 -**

Kevin Haverbusch .....	1999
Tracy Sanders .....	2000
Shane Monahan .....	2001
Randy Meadows .....	2002
Ian Oquendo (Snell) .....	2003
Matt Peterson .....	2004
Brandon Chaves .....	2004-07
Melvin Dorta .....	2008
James Boone .....	2009
Gorkys Hernandez .....	2009
Shelby Ford .....	2010-11
Matt Curry .....	2011
Robbie Grossman .....	2012
Drew Maggi .....	2012
Mel Rojas Jr. .....	2013-14
Ralph Henriquez .....	2014
Eric Wood .....	2015-16
Chris Diaz .....	2017
Logan Rattledge .....	2017
Cole Tucker .....	2017

**- 5 -**

Luis Figueroa .....	1999
Jack Wilson .....	2000
Shaun Skrehot .....	2001-2004
Andy Wilson .....	2005
Taber Lee .....	2005-06
Matt Meath .....	2007
Shelby Ford .....	2008
Jack Wilson .....	2008
Brian Friday .....	2009
Jim Negrych .....	2010
Jose De Los Santos .....	2010
Jordy Mercer .....	2011
Josh Rodriguez .....	2011
Andy Vasquez .....	2012
Elevyz Gonzalez .....	2012
Tony Sanchez .....	2013
Gift Ngoepe .....	2013
Dan Gamache .....	2014
Max Moroff .....	2015
Joey Cora (Manager) .....	2016
Wyatt Mathisen .....	2017

**- 6 -**

Garrett Long .....	1999-2000
Shawn Garrett .....	2002
Chris Duffy .....	2003-04
Vic Buttler .....	2005
Howie Clark .....	2005
Chaz Lytle .....	2006
Justin Elliott .....	2007
Pat Bresnahan .....	2008
Jeff Corsaletti .....	2009
Chase d'Arnaud .....	2010
Starling Marte .....	2011
Kelson Brown .....	2012-14
Adam Frazier .....	2015
Chris Diaz .....	2016
Connor Joe .....	2017

**- 7 -**

Del Mathews .....	1999
Rob Mackowiak .....	2000
Rich Paz .....	2001
Victor Rodriguez .....	2002
Shawn Garrett .....	2003
Jeff Keppinger .....	2004
G.J. Raymundo .....	2005
Brandon Moore (Hitting Coach) .....	2006-08
Matt Walbeck .....	2009-10
P.J. Forbes .....	2011-12
Drew Maggi .....	2013-14
Jonathan Schwind .....	2015
Reese McGuire .....	2016
Elvis Escobar .....	2016
Chase Simpson .....	2017
Casey Hughston .....	2017
Justin Maffei .....	2017

**- 10 -**

Matt Dunbar .....	1999
Rico Washington .....	2000-2002
Victor Mercedes .....	2005
Rich Thompson .....	2005
Vic Buttler .....	2006
Carlos Maldonado .....	2006
Andrew McCutchen .....	2006-07
James Boone .....	2008
Pedro Lopez .....	2009
Shelby Ford .....	2009
Josh Harrison .....	2010
Brad Chalk .....	2011
Adalberto Santos .....	2012-13
Gift Ngoepe .....	2014
Dan Gamache .....	2015
Austin Meadows .....	2015
Erich Weiss .....	2016
Zane Chavez .....	2017
Jackson Williams .....	2017
Daniel Zamora .....	2017

**- 11 -**

Bronson Arroyo .....	1999
Shaun Skrehot .....	2000-01
Larry Wimberly .....	2002
Joe Caruso .....	2003
Ray Navarrete .....	2004
Rajai Davis .....	2005
Brandon Knight .....	2006
Vic Buttler .....	2007

**- 12 -**

Chris Wimmer .....	1999
Joe Beimel .....	2000
Tony Alvarez .....	2002
Ray Navarrete .....	2003
Michael Cockrell .....	2004
David Davidson .....	2006
Taber Lee .....	2007
Derek Hankins .....	2008-10
Anderson Machado .....	2009
Brock Holt .....	2011
Austin McClune (Coach) .....	2013
Adrian Sampson .....	2012
Clint Barmes .....	2012
Michael Ryan (Manager) .....	2017

**- 13 -**

Jayson Bass .....	2000
Neal McDade .....	2002-03
Donald Mendez .....	2004
Craig Stansberry .....	2005
Javier Guzman .....	2006-07
Luis Cruz .....	2008
Jim Negrych .....	2008
Pedro Alvarez .....	2009
Matt Hague .....	2010
Jeremy Farrell .....	2011
Tyler Waldron .....	2012
Greg Picart .....	2012

Gerrit Cole.....	2012
Carlos Garcia (Manager).....	2013-14
Stetson Allie.....	2016
Elvis Escobar.....	2017

**- 14 -**

Paul Ah Yat.....	1999
Danny Carrasco.....	2000
Lee Evans.....	2001
Clint Chrysler.....	2002
Jose Castilo.....	2003
Ryan Doumit.....	2004
Scott Neuberger.....	2005
Adam Boeve.....	2005
Travis Chapman.....	2006
Neil Walker.....	2006
Kip Bouknight.....	2007
Derek Hankins.....	2007
Anthony Webster.....	2008
Jason Delaney.....	2009
Jordy Mercer.....	2010
Jeremy Farrell.....	2012
Carlos Paulino.....	2013
Joely Rodriguez.....	2014
Keon Broxton.....	2015
Tom Prince (Manager).....	2015
Edwin Espinal.....	2016-17
Jonathan Schwind.....	2017

**- 15 -**

Ken Giard.....	1999
Bruce Tanner (Pitching Coach).....	2000
Alex Pena.....	2000
Carlos Rivera.....	2001
Brian O' Connor.....	2002
Rick Palma.....	2003
Jeremy Harris.....	2004-05
Octavio Martinez.....	2006
Romulo Sanchez.....	2007
Jimmy Barthmeier.....	2008
Steve Lerud.....	2008-09
James Skelton.....	2010
Bryan Morris.....	2010
Anthony Claggett.....	2011
Ryan Beckman.....	2012
Jose Contreras.....	2013
Charlie Morton.....	2013
Alen Hanson.....	2013
Carlos Paulino.....	2014
Chad Kuhl.....	2015
Austin Meadows.....	2016

**- 16 -**

Adam Hyzdu.....	1999-00
-----------------	---------

*(Retired - 2000)*

**- 17 -**

Kane Davis.....	1999
Brad Guy.....	2000
Brett Roneberg.....	2003
Chris Snusz.....	2004
Rudy Pena.....	2004
Paul Maholm.....	2005
Jason Roach.....	2005
Brett Roneberg.....	2006-07
David Davidson.....	2008
Jamie Romak.....	2008
Tyler Herron.....	2009
Eric Krebs.....	2009
Kris Watts.....	2010-11
Matt Curry.....	2012-14
Ali Solis.....	2013
Chase d'Arnaud.....	2013
Neil Walker.....	2013
Orlando Castro.....	2014
Stan Kyles (Pitching Coach).....	2014
Barrett Barnes.....	2015-16
Austin Coley.....	2017

**- 18 -**

Mike Asche.....	1999
Carlos Alvarado.....	2000
Sean Burnett.....	2003
Gary Thomas.....	2004
Brant Ust.....	2006
Justin Vaclavik.....	2007
Brian Finegan.....	2008
Brad Lincoln.....	2009
Miles Durham.....	2009
Aaron Thompson.....	2011

Anthony Norman.....	2012
Jeff Karstens.....	2012
Jeff Inman.....	2012
Justin Howard.....	2013-14
Zack Dodson.....	2014-15
Jose Osuna.....	2016
Elias Diaz.....	2016
Tate Scioneaux.....	2017

**- 19 -**

Alexander Hernandez.....	1999
Dan Meier.....	2002
Chad Lytle.....	2005
Jose Bautista.....	2005
Ray Searage (Pitching Coach).....	2006
Ray Sadler.....	2006
Jason Bowers.....	2007-08
Victor Alvarez.....	2008
Yoslan Herrera.....	2009
Jeremy Barthmaier.....	2010
Bryan Marris.....	2011
Kris Johnson.....	2012
Miles Durham.....	2012
Erik Turgeon.....	2012
Jhonathan Ramos.....	2013
Junior Sosa.....	2014-15
Angel Sanchez.....	2014
Brett McKinney.....	2015
Frank Duncan.....	2016
Kevin Newman.....	2016
Kevin Riggs (Hitting Coach).....	2017

**- 22 -**

Armando Rios.....	2002
Jeff Andrews (Pitching Coach).....	2003-05
Nyjer Morgan.....	2006
Mike Connolly.....	2006
Jonel Pacheco.....	2009
Angel Gonzalez.....	2009
Quincy Latimore.....	2011-12
Elicecer Navarro.....	2013
Stefan Welch.....	2013
Alen Hanson.....	2014
Tyler Glasnow.....	2015-16
Erich Weiss.....	2016
Justin Maffei.....	2016-17
Jake Brentz.....	2017

**- 23 -**

Jeff Livesey (Hitting Coach).....	1999-2000
Jose Lopez.....	2002
Kevin Nicholson.....	2003-04
Chris Snusz.....	2005
Craig Stansberry.....	2006
Brian Bixler.....	2006
Wardell Starling.....	2007
Brad Corley.....	2008
Milver Reyes.....	2009
Hector Gimenez.....	2009-10
Tom Boleska.....	2011
Greg Picart.....	2011
Jeff Johnson (Pitching Coach).....	2012
Matt Benedict.....	2014-15
Collin Balester.....	2015
Harold Ramirez.....	2016
Chris Stewart.....	2016
Jordan Luplow.....	2017
Logan Hill.....	2017
Jonathan Schwind.....	2017

**- 24 -**

Matt Bryant.....	1999
Matt Duff.....	2000
Darren Burton.....	2001
Kevin Sefcik.....	2002
Marc Deschenes.....	2002
Mike Connolly.....	2003-05
Paul Chiaffredo.....	2005
Simon Pond.....	2006
Neil Walker.....	2007
Jonel Pacheco.....	2008
Pedo Alvarez.....	2009
Brandon Jones.....	2010
Alex Presley.....	2010
Andrew Lambo.....	2010
Brian Leach.....	2011
Kyle McPherson.....	2011
Jarek Cunningham.....	2012-13
Willy Garcia.....	2014-15
Mel Rojas Jr.....	2015

ORGANIZATION  
2018 CURVE  
HISTORY RECORDS  
EASTERN LEAGUE  
PIRATES ORGANIZATION  
GENERAL INFORMATION

Hunter Morris.....	2015
Jonathan Schwind.....	2016
Ryan Vogelsong.....	2016
Tanner Anderson.....	2017

**- 25 -**

Alonso Beltran.....	1999
Darren Burton.....	2000
Carlos Rivera.....	2002
Chan Perry.....	2003
Ray Sadler.....	2004
Justin Kaye.....	2005
Rich Thompson.....	2006
Dave Parrish.....	2006-07
Brian Peterson.....	2007
Miguel Perez.....	2008-09
Craig Hansen.....	2010
Eric Fryer.....	2011
Andrew Lambo.....	2011, 2013
Oscar Teheda.....	2012
Kyle Cofield.....	2012
Gregory Polanco.....	2013
Jerek Cunningham.....	2014
Sebastian Valle.....	2015
Josh Smith.....	2016
Nick Kingham.....	2016
Michael Suchy.....	2017

**- 26 -**

Sam McConnell.....	1999
J.J. Davis.....	2002
Ronny Paulino.....	2003-05
Josh Sharpless.....	2005
Ray Seargus (Pitching Coach).....	2006
Dewon Brazelton.....	2007
Randy Ruiz.....	2007
Jason Delaney.....	2008
Jose Tabata.....	2008
Ryan Long (Hitting Coach).....	2009-10, 2013-14
Tony Sanchez.....	2011-12
Josh Smith.....	2015
Brett McKinney.....	2016

**- 27 -**

David Daniels.....	1999
Humberto Cota.....	2000
Tony Derosso.....	2002
B.J. Barnes.....	2003
Scott Sheldon.....	2004
Ben Shaffar.....	2004
David Lundquist.....	2004
Javier Guzman.....	2005
Hansel Izquierdo.....	2005
Matt Lorenzo.....	2006
Adam Boeve.....	2006-07
Yoslan Herrera.....	2008
Dean Treanor (Pitching Coach).....	2009
Michael Ryan (Coach).....	2012
Zack Thornton.....	2013
Zack Dodson.....	2013
Jeff Inman.....	2014
Wandy Rodriguez.....	2014
Tyler Waldron.....	2014
Kawika Emsley-Pai.....	2014
Jason Creasy.....	2015-16
Pablo Reyes.....	2017

**- 28 -**

Reed Sechrist.....	1999
John Grabow.....	2000
Josh Bonifay.....	2003-05
Chris Hernandez.....	2006-08
Jeff Sues.....	2008
Brad Corley.....	2009
Sean Smith.....	2009
Miles Durham.....	2010-11
Travis Scott.....	2011
Vic Black.....	2012
Miguel Perez.....	2013
Miles Durham (Coach).....	2014
Stetson Allie.....	2015
Jared Lakind.....	2016
Alex McRae.....	2017

**- 29 -**

Tracy Sanders.....	2000
John Pachot.....	2002
Clint Chrysler.....	2003
Tony Beasley (Manager).....	2004-05
Chad Blackwell.....	2006

Jason Roach.....	2006
Kip Wells.....	2006
Sean Casey.....	2006
Brad Corley.....	2007
Tim Leeper (Manager).....	2008
Randy Newsom.....	2009
Ray Chang.....	2009
Tyler Cox.....	2011
Joe Beimel.....	2011
Brandon Cumpton.....	2012
Oscar Tejada.....	2013
Tim Alderson.....	2013
Jeff Karstens.....	2013
Elias Diaz.....	2014
Tom Harlan.....	2015
Buddy Borden.....	2017
Kevin Kramer.....	2017

**- 30 -**

J.R. House.....	2001
Jason Brown.....	2002
Chris Heintz.....	2003
Brady Borner.....	2004-06
Brian Rogers.....	2006
Ryan Dumit.....	2006
Milver Reyes.....	2007
Matt Capps.....	2008
Evan Meek.....	2008
Brian Holliday.....	2008
Kyle McPherson.....	2008
Dustin Mollenken.....	2009-10
Yunesky Sanchez.....	2011
Diego Moreno.....	2011
Chris Leroux.....	2011
Phil Irwin.....	2012
Zachary Foster.....	2012
Jameson Taillon.....	2012
Alex Dickerson.....	2013
Nathan Baker.....	2014
Jhondaniel Medina.....	2015-16
Jared Lakind.....	2017

**- 31 -**

Craig Wilson.....	1999
Brian O'Connor.....	2000
Shawn Camp.....	2001
Ben Shafar.....	2002-03
Chris Shelton.....	2003
Brandon Agamenzone.....	2004
Zach Duke.....	2004, 2010
Yurendell De Caster.....	2005
Chris Truby.....	2007
Carlos Maldonado.....	2007
Ronald Belisario.....	2007-08
Jose Tabata.....	2009
Jeff Locke.....	2010-11
Brett Sinkbell.....	2011
Ryan Long (Hitting Coach).....	2012
Luis Sanz.....	2013
John Holdzkom.....	2014
Clario Perez.....	2015
Jerrick Suiter.....	2017

**- 32 -**

Luis Iglesias.....	1999
Brian Smith.....	2000
Brady Borner.....	2003
Neal McDade.....	2004
James Johnson.....	2005-06
Angel Gonzalez.....	2008
Derek Antelo.....	2008
Shawn Nottingham.....	2009
Phillip Dumatraill.....	2009
Tim Alderson.....	2009-11
Miguel Perez.....	2012
Kyle Kaminska.....	2012
Duke Welker.....	2012
Brandon Cumpton.....	2013
Quinton Miller.....	2013-14
Jacob Stallings.....	2015
Brandon Waddell.....	2016-17
Dario Agrazal.....	2017

**- 34 -**

Brian O'Connor.....	1999
Mike Ayers.....	2000
Kevin Haverbusch.....	2002
Paul Weichard.....	2002
Rick Palma.....	2002
Jeff Bennett.....	2003

Ray Sadler.....	2003
Ian Snell.....	2004
Ben Shaffar.....	2005
Russ Johnson.....	2007
Todd Redmond.....	2007
Michael Nannini.....	2007
Ray Chang.....	2008
Corey Hamman.....	2009
Ramon Aguero.....	2009
Michael Dubee.....	2010-11
Mike Cola.....	2012
Jeff Inman.....	2013
Nick Kingham.....	2013
J.T. Brubaker.....	2017

- 35 -

Scott Lovekamp (Pitching Coach).....	1999
Keith Williams.....	2000
J.R. House.....	2002
Anastacio Martinez.....	2003
Frank Brooks.....	2003
Tomas De La Rosa.....	2004
Jason Alcalá.....	2004
Jorge Cortes.....	2004-05
Wardell Starling.....	2006
Chris Rojas.....	2006
Kevin Roberts.....	2008
Ramon Aguero.....	2010
Phil Irwin.....	2011
Jose Hernandez.....	2011
Tim Alderson.....	2012
Eihan Hollingsworth.....	2013
Yao-Hsun Yang.....	2014
Brandon Mann.....	2014
Josh Bell.....	2014
John Kuchno.....	2015
Miguel Rosario.....	2016-17
Mitch Keller.....	2017

- 36 -

Wilson Guzman.....	2000
Brian Looney.....	2002
Mike Gonzalez.....	2002
Todd Ozias.....	2003
Josh Shortslef.....	2006
John Van Benschoten.....	2006
Ray Searage (Pitching Coach).....	2006
Jose Paniagua.....	2007
David Davidson.....	2007
Scott Nestor.....	2009
Anthony Norman.....	2010
Matt McSwain.....	2011-12
Christian Marrero.....	2012
Juan Cruz.....	2012
Nathan Baker.....	2013
Nick Kingham.....	2014
Jhonathan Ramos.....	2014
Angel Sanchez.....	2015
Adam Miller.....	2015
Tyler Eppler.....	2015-16
Montana DuRapau.....	2017
Brandon Cumpton.....	2017

- 37 -

Lee Evans.....	2000
Matt Montgomery.....	2002
Mike Johnston.....	2003
Bryan Bullington.....	2004
Tom Gorzelanny.....	2005
Jorge Vasquez.....	2006
Yoslan Herrera.....	2007
Jeff Sues.....	2009-10
Corey Hamman.....	2010
Anthony Claggett.....	2010
Jared Hughes.....	2011, 2013
Anthony Norman.....	2011
Charlie Cutler.....	2012-13
Tom Harlan.....	2014
Chris Stewart.....	2015
Jose Osuna.....	2015
Kevin Kramer.....	2017

- 38 -

Tony Pavlovich.....	2002
Joe Caruso.....	2002
Eddie Candelario.....	2004
Matt Bimeal.....	2004
Shane Youman.....	2005
Josh Sharpless.....	2006
Alex Fernandez.....	2007

Dan Reichert.....	2008
Brad Holman (Pitching Coach).....	2008
Tony Watson.....	2009-10
Ramon Cabrera.....	2012, 2014
Jacob Stallings.....	2012
Casey Salder.....	2013
Stan Kyles (Pitching Coach).....	2014
Yhonathan Barrios.....	2015
Montana DuRapau.....	2015
Edgar Santana.....	2016
Yeudy Garcia.....	2017

- 39 -

Jim Baron.....	1999
Steve Sparks.....	2000
Chris Lemonis.....	2002
Brad King.....	2002
John Wehner (Hitting Coach).....	2003
Bobby Bradley.....	2004
Matt Capps.....	2005
Greg Martin.....	2005
Jonathan Albaladejo.....	2006
Peter Bergeron.....	2007
Michael Crota.....	2007, 2009-10
Steve Pearce.....	2007
Corey Hamman.....	2008
Moises Robles.....	2008
Diego Moreno.....	2010
Aaron Pribanic.....	2011-12
Shairon Martis.....	2012
Evan Chambers.....	2012
David Bromberg.....	2013
Stetson Allie.....	2014
John Kuchno.....	2016
Sean Keselica.....	2017

- 41 -

Aaron France.....	1999-00
John Grabow.....	2002-03
Mike Moriarty.....	2004
Ray Sadler.....	2005
Milver Reyes.....	2006
Ryan Doumit.....	2008
Christian Castorri.....	2008
Daniel Moskos.....	2009-10
Noah Krol.....	2011
Kris Harvey.....	2012
Jason Townsend.....	2013
Emmanuel De Leon.....	2014
Kevin Riggs (Hitting Coach).....	2015-16
Bryan Hickerson (Pitching Coach).....	2017

- 43 -

Marty Brown (Manager).....	1999-2000
Justin Reid.....	2002
Tom Fordham.....	2003
Jeff Miller.....	2004
Carlos Maldonado.....	2005
Romulo Sanchez.....	2006
Derrick Moeves.....	2006
Omar Falcon.....	2007
Brandon Williams.....	2007
Kris Watts.....	2008
Blair Johnson.....	2008
Chris Duffy.....	2008
Jamie Romak.....	2009
Gorkys Hernandez.....	2010
Mike Colla.....	2010-11
Nathan Baker.....	2012
Jason Grilli.....	2013
Pat Ludwig.....	2014
Jeff Inman.....	2015
Cody Dickson.....	2016-17

- 44 -

Ron Wright.....	1999
Derrick Lankford.....	2000
Ryan Vogelsong.....	2002
Shawn Camp.....	2003
Brad Guy.....	2003
Elio Serrano.....	2004
Matt Peterson.....	2005-07
Kyle Bloom.....	2008-09
Justin Wilson.....	2010
Aaron Poreda.....	2012
Stefan Welch.....	2012
Jameson Taillon.....	2013
Dan Cvetete.....	2013

**- 45 -**

Eddy Furniss.....	2000
Jim Dougherty.....	2002
Nick Gravelle.....	2002
Brad Guy.....	2002
Kris Benson.....	2002
John Van Benschoten.....	2003
Tom Evans.....	2004
Yurendell De Caster.....	2004
Paul Stewart.....	2005
Tim Leiper (Manager).....	2006
Luis Munoz.....	2007
Joshua Hill.....	2008-09
Jared Hughes.....	2009
Ronald Uviedo.....	2010
Kyle McPherson.....	2012
Gerrit Cole.....	2012
Stolmy Pimentel.....	2013
Johnny Hellweg.....	2017

**- 46 -**

Enrique Burgos.....	1999
Dale Sveum (Manager).....	2001-2003
John Wehner.....	2004
Tom Evans.....	2005
Rafael Alvarez.....	2006
Pat Bresnahan.....	2007
Olio Astacio.....	2007
Ray Seavage (Pitching Coach).....	2007
Milver Reyes.....	2008
Eddie Prasch.....	2009
Jared Hughes.....	2009-10
Rudy Owens.....	2010
Mike Loree.....	2011
Mike Crotta.....	2011
Jhonathan Ramos.....	2012
Andrew Lambo.....	2012
Kenn Kasperek.....	2013-14
Tom Prince (Manager).....	2015

**- 47 -**

Aaron Burnside.....	2002
Landon Jacobsen.....	2003-06
Ron Chiavacci.....	2006
Tim Leiper (Manager).....	2007
Brian Rogers.....	2008
Jared Hughes.....	2008
Lincoln Holdzkom.....	2009
Michael Dubee.....	2009
Tom Filer (Pitching Coach).....	2010
Wally Whitehurst (Pitching Coach).....	2011
Ryan Beckman.....	2013-14
Josh Bell.....	2015
Jin-De Jhang.....	2016-17

**- 48 -**

Chris Spurling.....	2002
Blake Stein.....	2004
Patrick O'Brien.....	2004
Brad Eldred.....	2004-05
Romulo Sanchez.....	2005
Blaine Neal.....	2006
Jason Roach.....	2007
Juan Mateo.....	2008-09
Jena Machi.....	2009
Rudy Owens.....	2010

Jason Townsend.....	2012
Logan Kensing.....	2012
Tyler Waldron.....	2013
Francisco Liriano.....	2013
Miguel Perez (Coach).....	2015

**- 49 -**

Joan Montero.....	2014
Collin Balester.....	2014
Charlie Morton.....	2015
Steven Brault.....	2015
Dovydas Neverauskas.....	2016
Tomas Morales.....	2016-17

**- 50 -**

A.J. Morris.....	2014
Charlie Morton.....	2014
Tyler Sample.....	2014
Justin Meccage (Pitching Coach).....	2015
David Whitehead.....	2016
Luis Heredia.....	2017
Jameson Taillon.....	2017

**- 51 -**

Justin Meccage (Pitching Coach).....	2016
--------------------------------------	------

**- 52 -**

Jason Townsend.....	2014
Matt Nevarez.....	2014
Tyler Sample.....	2015
Clay Holmes.....	2016
John Kuchno.....	2017

**- 53 -**

Stan Kyles (Pitching Coach).....	2013
James McDonald.....	2013
Keon Broxton.....	2014
Jeremy Bleich.....	2015
Rob Scahill.....	2015
Robert Stock.....	2015
Alex McRae.....	2016
Greg Picart (Coach).....	2017

**- 54 -**

Duke Welker.....	2011
Donnie Veal.....	2011
Hunter Strickland.....	2012
Stolmy Pimentel.....	2014

**- 55 -**

Blake Stein.....	2004
Matt Winters (Hitting Coach).....	2005
Nerio Rodriguez.....	2006
Shane Youman.....	2006
Nerio Rodriguez.....	2007
Ajay Soler.....	2007
Josh Shortslef.....	2008

**- 56 -**


Andrew Lorraine.....	2004
Mike Crudale.....	2004
David Lundquist.....	2004
Franklin Perez.....	2006
Josh Shortslef.....	2007
Luis Munoz.....	2008

**PIRATES' RETIRED NUMBERS**

The Pittsburgh Pirates have retired 10 uniform numbers at the Major League level. It is Pirates' policy that those numbers are not to be worn by any of their players in the minors throughout the farm system. Those numbers are:

<b>1</b>	<b>4</b>	<b>8</b>	<b>9</b>	<b>11</b>
BILLY MEYER	RALPH KINER	WILLIE STARGELL	BILL MAZEROSKI	PAUL WANER
<b>20</b>	<b>21</b>	<b>33</b>	<b>40</b>	<b>42</b>
PIE TRAYNOR	ROBERTO CLEMENTE	HONUS WAGNER	DANNY MURTAUGH	JACKIE ROBINSON

\*Robinson's number was retired throughout Major League Baseball on July 12, 1997



It didn't take long for the city of Altoona to show the critics who said the area was too small to support a professional baseball team that it has as knowledgeable and caring fans as anywhere minor league baseball is played. It didn't take Adam Hyzdu long to discover that fact either.

When the minor league veteran signed as a free agent with the Pirates shortly after being released by the Red Sox organization early in the 1999 season, Curve fans were just getting used to their new team and its beautiful new ballpark. Few probably even knew the names of the players they were cheering for. But soon, everyone knew about Hyzdu.

He was the club's Most Valuable Player during the inaugural 1999 season, batting .316 with 24 home runs and 78 RBI in just 91 games, before earning a late-season promotion to Triple-A. Most people thought they had seen the last of Hyzdu in a Curve uniform.

However, after a less-than-intent look from the Pirates in major league spring training, and much to the surprise of the fans of Altoona, Hyzdu returned to the Curve for the 2000 season. Although perhaps initially upset about returning to the Double-A level for the fifth time in his career, Hyzdu tore up Eastern League pitching and in return won the hearts of Curve fans. In 142 games for the 2000 Curve, he batted .290 with team records for home runs (31) and RBI (106) and earned the Eastern League's Most Valuable Player Award. By the middle of the season, the entire city of Altoona was campaigning for Hyzdu's promotion to the major leagues.

And just when it appeared as though Adam Hyzdu's 11th season as a professional baseball player would end without a major league at-bat, he had the week of his life. On September 4th, following a season-ending loss to Akron, his number 16 jersey was retired by the Curve--an honor not normally bestowed upon a minor league baseball player. Then, just four days later, Hyzdu received the call he had been waiting for--he was heading to the major leagues with the Pittsburgh Pirates! He singled in his first major league at-bat on September 8th and 12 days later hit his first major league home run against the Philadelphia Phillies at Veterans Stadium.

After returning to the minor leagues to open 2001, he was recalled by the Pirates in May and spent the majority of the season with the major league club. On July 4th that season, in his hometown of Cincinnati, Hyzdu hit two homers against the Reds, bringing his baseball playing career full circle from the days when he was belting home runs at Moeller High School.

After spending parts of the 2002 and 2003 seasons with Pittsburgh, Hyzdu left the Pirates' organization to join the Boston Red Sox system in 2004. After hitting .301 with 29 homers and 79 RBI for Triple-A Pawtucket, Adam was rewarded with a September call-up to the playoff-bound Boston Red Sox and had a chance to remain with the club as the Sox did the unthinkable and won the franchise's first World Series title since 1918.

In 2005, despite spending most of the season in the minor leagues with both the Padres and Red Sox organizations, Hyzdu appeared in 29 big league games between San Diego and Boston, marking the sixth season in which he had seen action in the major leagues. 2005 also brought a milestone in Adam's career as he appeared in a major league postseason game for the first time.

The 2006 season saw Hyzdu appear for his fourth major league team as he played in two games for the Texas Rangers after signing with the club as a minor league free agent in November 2005. Hyzdu spent the 2007 season in Japan before announcing his retirement at the end of the year, capping off an 18-year playing career.

#### HYZDU ALTOONA STATS

YR	CLUB	AVG	G	AB	R	H	2B	3B	HR	RBI	BB	SO	SB	CS	E
99	Altoona (AA)	.316	91	345	64	109	26	2	24	78	40	62	8	4	11
00	Altoona (AA)	.290	<b>142</b>	514	96	149	39	2	<b>31</b>	<b>106</b>	94	102	3	7	1

## THE LEGEND OF HYZDU

Adam Hyzdu's two-year stint in Altoona left quite a dent on the record books as he still holds the franchise's single-season marks in six different offensive categories:

Home Runs .....	31	Runs .....	96
RBI .....	106	Extra-Base Hits .....	72
Games played .....	142	Slugging % .....	.612



# CURVE LOGO HISTORY

## PRIMARY LOGOS



1999-2010



2010-pres.

## WORDMARK LOGOS



1999-2002



2003-2010



2011-pres.

## CAP & ALTERNATE LOGOS



1999-2010



1999-2010



1999-2010



2011-pres.



2011-pres.



2011-pres.



2018-pres.

## ANNIVERSARY LOGOS



2008



2013



2018

## ALTOONA ALL-STAR GAME LOGOS



2006



2014

## IT KEEPS GOING & GOING...

The longest game in Altoona Curve history took place on July 13, 2000 in Norwich, Conn, when Altoona outlasted the Navigators, 6-5, in 19 innings. The game took six hours and 17 minutes to play. With the score tied 2-2, the Curve scored four times in the top of the 19th inning before they withstood a three-run comeback attempt in the bottom half of the frame to earn the win.

**SINGLE-SEASON TEAM GENERAL RECORDS**

Most Wins.....	85 (2004)
Most Losses.....	81 (2014)
Highest Winning Percentage.....	603 (2004)
Lowest Winning Percentage.....	429 (2014)
Most Home Wins.....	46 (2004)
Most Home Losses.....	40 (2009)
Most Road Wins.....	41 (2010)
Most Road Losses.....	45, 2x, last - (2014)
Most Extra-Inning Games.....	18 (2017)
Most Extra-Inning Wins.....	9 (2008, 2017)
Most Extra-Inning Losses.....	10, 2x, last - (2014)
Most Wins, Month.....	20 2x, last - (August 2010)
Most Losses, Month.....	23 (May 2014)
Most Wins vs. One Club, Season.....	16, 2x, last - Richmond (2010)
Most Losses vs. One Club, Season.....	17 vs. Akron (2009)
Most Players Used.....	60 (2001)
Fewest Players Used.....	37 (2003)
Most Pitchers Used.....	36 (2001)
Fewest Pitchers Used.....	22 (2002, 2003)
Most Shutout Wins.....	16 (2015)
Most Shutout Losses.....	15 (2013)
Most Consecutive Wins.....	10 (July 24 - August 2, 2005)
Most Consecutive Losses.....	11 (April 15-26, 2000)
Most Consecutive Wins to Begin a Season.....	5 (April 6-10, 2006)
Most Consecutive Losses to Begin a Season.....	8 (April 8-17, 2009)

**SINGLE-SEASON TEAM BATTING RECORDS**

Highest Batting Average.....	.273 (2004)
Lowest Batting Average.....	.252 (2013)
Most Runs Scored.....	697 (2004)
Fewest Runs Scored.....	539 (2008)
Most Games, 10 or More Runs Scored.....	15 (2002)
Most Games, 10 or More Runs Allowed.....	15 (2000)
Most Hits.....	1,294 (2010)
Fewest Hits.....	1,157 (2013)
Most Doubles.....	274 (2003)
Fewest Doubles.....	213 (2006)
Most Triples.....	55 (2016)
Fewest Triples.....	24 (2009)
Most Home Runs.....	141 (2005)
Fewest Home Runs.....	73 (2003)
Most Home Runs, Home.....	67 (2005)
Most Home Runs, Road.....	87 (2014)
Fewest Home Runs, Home.....	20 (2003)
Fewest Home Runs, Road.....	42 (2012, '15)
Most Grand Slams.....	6 (1999)
Most Players 10 or More HR.....	6 (2004)
Most Players 20 or More HR.....	2 (1999, '02, '05)
Most Extra-Base Hits.....	533 (2004)
Fewest Extra-Base Hits.....	344 (2008)
Most Stolen Bases.....	159 (2014)
Fewest Stolen Bases.....	67 (2016)
Most Times Caught Stealing.....	78 (1999, '01)
Fewest Times Caught Stealing.....	39 (2004)
Most Strikeouts.....	1,155 (2014)
Fewest Strikeouts.....	811 (2003)
Most Base on Balls.....	527 (2000)
Fewest Base on Balls.....	376 (2001)

**CURVE .300 HITTERS** (Min. 300 PA)

1999..... Adam Hyzdu (.316)	2006..... Brett Roneberg (.303)	2015..... Adam Frazier (.324)
2001..... Rico Washington (.302)	2007..... Steve Pearce (.334)	Josh Bell (.307)
2002..... Tony Alvarez (.318)	2010..... Hector Gimenez (.305)	2016..... Barrett Barnes (.306)
Kevin Sefcik (.308)	Josh Harrison (.300)	Harold Ramirez (.306)
Carlos Rivera (.302)	2011..... Starling Marte (.332)	
2004..... Jeff Keppinger (.334)	2012..... Brock Holt (.322)	
Nate McLouth (.322)	2013..... Justin Howard (.314)	
Chris Duffy (.309)	2014..... Elias Diaz (.328)	

HISTORY \ RECORDS — 2018 CURVE — ORGANIZATION — EASTERN LEAGUE — PIRATES ORGANIZATION — GENERAL INFORMATION

## SINGLE-SEASON TEAM PITCHING RECORDS

Lowest ERA.....	3.32 (2003)
Highest ERA.....	4.35 (2008)
Most Complete Games.....	16 (2000)
Fewest Complete Games.....	1 (2010, 2011)
Most Shutouts.....	16 (2015)
Fewest Shutouts.....	5 (1999, 05)
Fewest Runs Allowed.....	525 (2003)
Most Runs Allowed.....	696 (2000)
Fewest Hits Allowed.....	1104 (2006)
Most Hits Allowed.....	1266 (2005)
Fewest Base on Balls Allowed.....	363 (2003)
Most Base on Balls Allowed.....	570 (1999)
Fewest Home Runs Allowed.....	67 (2000)
Most Home Runs Allowed.....	140 (2004)
Most Strikeouts.....	1,094 (2010)
Fewest Strikeouts.....	814 (2007)
Most Saves.....	49 (2006)
Fewest Saves.....	32 (2001, 08, 14)
Fewest Hit by Pitch.....	40 (2008)
Most Hit by Pitch.....	83 (2012)
Fewest Wild Pitches.....	44 (2006)
Most Wild Pitches.....	91 (1999)
Fewest Starting Pitchers Used.....	10 (2002)
Most Starting Pitchers Used.....	22 (2013)
Most Consecutive Shutout Innings.....	28.1 (July 19-22, 2001)
Most 10-Game Winners.....	3 (2010)

## SINGLE-SEASON TEAM FIELDING RECORDS

Highest %.....	.980 (2016)
Lowest %.....	.965 (1999)
Most Errors.....	194 (1999)
Fewest Errors.....	105 (2016)
Most Passed Balls.....	33 (2000)
Fewest Passed Balls.....	1 (2015)
Most Double Plays Turned.....	158 (2009)

## SINGLE-SEASON INDIVIDUAL BATTING RECORDS

\*\*\*Note: Records for averages and percentages are based on a minimum of 300 plate appearances

Highest Average.....	334, Jeff Keppinger (2004) & Steve Pearce (2007)
RH.....	334, Jeff Keppinger (2004) & Steve Pearce (2007)
LH.....	324, Adam Frazier (2015)
Switch-Hitter.....	307, Josh Bell (2015)
Lowest Average.....	205, Stetson Allie (2015)
RH.....	205, Stetson Allie (2015)
LH.....	223, Rico Washington (2002)
Switch-Hitter.....	215, Kevin Nicholson (2004)
Most Home Runs.....	31, Adam Hyzdu (2000)
RH.....	31, Adam Hyzdu (2000)
LH.....	22, Carlos Rivera (2002)
Switch-Hitter.....	16, Hector Gimenez (2010)
Home.....	16, Adam Hyzdu (2000)
Road.....	15, Adam Hyzdu (2000)
Month.....	14, Brad Eldred (August, 2004)
Most Plate Appearances without a HR, Season.....	336, Brandon Chaves (2007)
Most Grand Slam.....	3, Rob Mackowiak (2000)
Most Games Played.....	142, Adam Hyzdu (2000)
Most At-Bats.....	536, Starling Marte (2011)
Most Plate Appearances.....	626, Adam Hyzdu (2000)
Longest Hitting Streak.....	24, Austin Meadows (May 23-June 16, 2016)
Longest On-Base Streak.....	33, Ronny Paulino (July 12-September 5, 2004)
Most Consecutive Games with a HR.....	6, Brad Eldred (April 26-May 2, 2005)
Most Consecutive Games with an RBI.....	12, Jason Delaney (July 15-26, 2007)
Most Runs Scored.....	96, Adam Hyzdu (2000)
Most Hits.....	178, Starling Marte (2011)
RH.....	178, Starling Marte (2011)
LH.....	166, Nate McLouth (2004)
Switch-Hitter.....	153, Max Moroff (2015)
Pitcher.....	7, Wardell Starling (2006) & Steven Brault (2015)

## SINGLE-SEASON INDIVIDUAL BATTING RECORDS (CONT.)

Most RBI .....	106, Adam Hyzdu (2000)
Month .....	50, Brad Eldred (August 2004)
Pitcher .....	6, Wardell Starling (2006)
Most Extra-Base Hits .....	72, Adam Hyzdu (2000)
Most Singles .....	120, Starling Marte (2011)
Most Doubles .....	40, Nate McLouth (2004)
Most Triples .....	14, Vic Buttlar (2006)
Most Base on Balls .....	94, Adam Hyzdu (2000)
Most Stolen Bases .....	45, Rajai Davis/Rich Thompson (2005)
Most Times Caught Stealing .....	19, Drew Maggi (2014)
Most Sacrifice Hits .....	16, Luis Figueroa (1999)
Most Intentional Walks .....	7, 4x, last - Hector Gimenez (2010)
Most Strikeouts .....	145, Willy Garcia (2014)
Fewest Strikeouts (min. 300 Plate Appearances) .....	17, Jeff Keppinger (2004)
Most Hit by Pitch .....	20, Chris Duffy (2003)
Highest On-Base% .....	.405, Adam Hyzdu (2000)
Highest Slugging % .....	.612, Adam Hyzdu (1999)
Most Total Bases .....	285, Adam Hyzdu (2000)

## SINGLE-SEASON INDIVIDUAL PITCHING RECORDS

\*\*\*Note: Records for ERA and percentages are based on a minimum of 75 Innings Pitched

Lowest ERA, LHP .....	1.51, Shane Youman (2006)
Lowest ERA, RHP .....	2.28, Brad Lincoln (2001)
Most Wins, LHP .....	14, Sean Burnett (2003)
Most Wins, RHP .....	15, Bronson Arroyo (1999)
Most Consecutive Wins .....	9, Yoslan Herrera (April 30 - August 15, 2009)
Most Consecutive Wins to Open Season .....	9, Yoslan Herrera (April 30 - August 15, 2009)
Most Losses, LHP .....	13, John Grabow (2002)
Most Losses, RHP .....	12, David Bromberg (2013)
Most Consecutive Losses .....	9, (Derek Hankins, June 15 - August 26, 2008)
Most Consecutive Scoreless Innings Pitched .....	25.1, Jared Lakind (April 27-June 23, 2016)
Most Games Started .....	27, T. Eppler (2016), Z. Dodson (2015), B. Cumpton (2012), A. Pribanic (2011), M Crotta (2009), S. Burnett (2003), L. Jacobsen (2003), J. Grabow (2002), Brian O'Connor (1999)
Most Appearances .....	55, David Daniels (1999)
Most Innings Pitched .....	162.2, Landon Jacobsen (2003)
Most Strikeouts .....	142, Ian Snell (2004)
Highest Strikeout-to-Walk Ratio .....	+109, Rudy Owens (2010)
Lowest Strikeout-to-Walk Ratio .....	-8, Jim Sak (2000)
Fewest Earned Runs Allowed .....	16, Shane Youman (2006)
Most Earned Runs Allowed .....	89, John Grabow (2002)
Most Bases on Balls .....	93, Cody Dickson (2016)
Fewest Bases on Balls (min. 75 IP) .....	10, Phil Irwin (2011)
Most Saves .....	27, Brandon Knight (2006)
Highest Winning % (min. 10 decisions) .....	.917, Yoslan Herrera, 11-1 record (2009)
Lowest Winning % (min. 10 decisions) .....	.154, Derek Hankins, 2-11 record (2008)
Most Complete Games .....	4, Brian O'Connor (2000)
Most Shutouts .....	2, Ian Snell (2004)
.....	2, Stephen Sparks (2000)
Most Hit Batsmen .....	15, Adrian Burnside (2002), Phil Irwin/Brandon Cumpton (2012)
Most Wild Pitches .....	21, Brian O'Connor (1999)
Most HR Allowed .....	21, Justin Reid (2002)
Fewest HR Allowed (min. 75 IP) .....	2, Sean Burnett (2003), Bryan Morris (2011)
Most Total Batters Faced .....	698, Brian O'Connor (1999)

## CURVE HIT STREAKS

GAMES	PLAYER	YEAR (DATES)	AVERAGE DURING
24	Austin Meadows*	2016 (5/23-pres.)	.404 (38-94)
21	Kevin Sefcik	2002 (7/3-7/25)	.405 (32-79)
19	Willy Garcia*	2015 (5/25-pres.)	.370 (30-81)
19	Alex Presley	2010 (4/11-5/5)	.392 (29-74)
18	Nate McLouth	2004 (5/25-6/12)	.370 (27-73)
18	Adam Hyzdu	1999 (7/22-8/7)	.397 (29-73)
17	Kevin Newman	2016 (6/21-7/9)	.418 (26-70)
16	Gorkys Hernandez	2010 (6/27-7/17)	.403 (29-72)
16	Starling Marte	2011 (8/19-9/3)	.394 (28-71)

\* - Austin Meadows and Willy Garcia were promoted to Triple-A Indianapolis with active hitting streaks

**SINGLE-SEASON INDIVIDUAL FIELDING RECORDS**

\*\*\*Notes: Records for Fielding % are based on a minimum of 75 games played  
Fielding % for Pitchers is based on most Total Chances without an error

Most Errors.....	33, Alen Hanson (2014), Javier Guzman (2006), Kevin Haverbusch (1999)
Highest %, Pitcher.....	1.000 (36 TC), Brian O'Connor (2000)
Highest %, Catcher.....	.994, Ramon Cabrera (2012) & Jacob Stallings (2015)
Most Passed Balls.....	15, Steve Lerud (2009) & Humberto Cota (2000)
Highest %, 1B.....	1.000, Edwin Espinal (2017)
Highest %, 2B.....	.991 Jason Bowers (2007)
Highest %, 3B.....	.962, Jason Bowers (2008)
Highest %, SS.....	.980, Kevin Newman (2017)
Highest %, OF.....	1.000, Darren Burton (2000)
Most Assists, OF.....	19, Willy Garcia (2014)

**SINGLE-GAME TEAM GENERAL RECORDS**

Longest Game, Time.....	6:17, 7/13/00 @ Norwich
Home.....	5:49, 8/13/10 vs. New Hampshire
Home, 7-Inning Game.....	3:05, 6/3/06 vs. New Hampshire (1)
Home, 9-Inning Game.....	3:55, 5/26/13 vs. Richmond
Road.....	6:17, 7/13/00 @ Norwich
Road, 7-Inning Game.....	2:43, 6/14/03 @ Harrisburg
Road, 9-Inning Game.....	4:33, 7/17/10 @ Harrisburg
Longest Game, Innings.....	19, 2x, last - 8/13/10 vs. New Hampshire
Home.....	19, 8/13/10 vs. New Hampshire
Road.....	19, 7/13/00 @ Norwich
Shortest 9-Inning Game Time.....	1:51, 4/17/04 @ Harrisburg
Home.....	1:54, 7/20/01 vs. New Haven
Road.....	1:51, 4/17/04 @ Harrisburg
Shortest 7-Inning Game Time.....	1:26, 7/17/15 @ Richmond
Home.....	1:33, 7/27/12 vs. New Hampshire
Road.....	1:26, 7/17/15 @ Richmond
Largest Margin of Victory.....	14 runs, 18-4, 4/20/06 vs. Akron
Largest Shutout Victory.....	12-0, 2x, last - 8/15/08 @ New Hampshire
Largest Margin of Defeat.....	17 runs, 19-2, 7/7/09 vs. Erie
Largest Shutout Defeat.....	14-0, 2x, 5/3/16 at Erie, 8/7/16 at Reading

**SINGLE-GAME TEAM BATTING RECORDS**

Most Runs.....	18, 4x, last - 7/21/15 v. Erie (1)
Most Runs, Inning.....	10, 3x, last - 9th Inning, 8/7/10 @ Harrisburg
Most Hits.....	24, 7/21/15 vs. Erie (1)
Most Hits, Inning.....	9, 1st inning, 8/29/03 vs. Erie (2)
Most Home Runs, Game.....	6, 7/11/14 @ Harrisburg
Most Home Runs, Inning.....	3, 7x, last - 2nd inning, 7/23/14 @ New Britain
Most Doubles, Game.....	10, 8/4/09 @ Portland
Most Triples, Game.....	3, several times, last - 8/29/16 vs. Binghamton
Most Extra-Base Hits, Game.....	11, 8/4/09 @ Portland
Most Strikeouts, 9-Inning Game.....	17, 5/2/13 vs. Akron
Most Strikeouts, All Games.....	23, 9/4/05 @ Bowie
Most LOB, 9-Inning Game.....	15, 2x, last - 4/16/13 vs. Richmond
Most LOB, All Games.....	23, 7/13/00 @ Norwich

**SINGLE-GAME TEAM PITCHING RECORDS**

Most Runs Allowed.....	20, 5/26/13 vs. Richmond
Most Hits Allowed.....	22, 2x, last - 5/26/13 vs. Richmond
Most Home Runs Allowed.....	5, 7x, last - 4/11/16 vs. Akron
Most Home Runs Allowed, Inning.....	3, 4x, last - 6th inning, 5/24/16 vs. Akron
Most Strikeouts, 9-Inning Game.....	16, 5/9/10 vs. Erie
Most Strikeouts, All Games.....	20, 7/27/10 @ Erie
Most Bases on Balls Allowed.....	13, 5/16/15 vs. Akron
Most Extra-Base Hits Allowed, 9-Inning Game.....	9, 4x, last - 8/6/05 vs. Akron
Most Extra-Base Hits Allowed, All Games.....	14, 7/13/00 @ Norwich

**SINGLE-GAME TEAM FIELDING RECORDS**

Most Errors, Game.....	7, 8/11/16 vs. Harrisburg
------------------------	---------------------------

**SINGLE-GAME INDIVIDUAL BATTING RECORDS**

Most At-Bats.....	10, Keith Williams, 7/13/00 @ Norwich
Most Hitless At-Bats.....	8, Garrett Long, 7/13/00 @ Norwich
Most Runs Scored.....	5, Jose Osuna, 7/21/15 vs. Erie
Most Hits.....	5, 15x, last - Wyatt Mathisen, 8/3/17 vs Erie
Most Extra-Base Hits.....	4, 5x, last - Josh Harrison, 6/27/10 vs. Bowie
Most Doubles.....	4, Josh Harrison, 6/27/10 vs. Bowie
Most Triples.....	2, several times, last - Elvis Escobar, 6/20/17 vs. Trenton
Most Home Runs.....	2, several times, last - Pablo Reyes, 7/15/17 vs. Bowie
Most Total Bases.....	14, Craig Wilson, 9/4/99 @ Erie
Most RBI.....	8, 2x, last - Alex Dickerson, 7/26/13 at New Hampshire
Most Stolen Bases.....	4, Ray Sadler, 7/10/04 @ Portland
Most Strikeouts.....	5, 4x, last - Matt Curry, 5/30/14 vs. New Hampshire
Most Bases on Balls.....	4, several times, last - Cole Tucker, 8/28/17 at Richmond

**SINGLE-GAME INDIVIDUAL PITCHING RECORDS**

Most Hits Allowed, Starter.....	14, 3x, Aaron Pribanic, 6/17/11 vs. Harrisburg, Matt Benedict, 8/24/15 vs. Reading, Alex McRae, 6/9/17 vs. Richmond
Most Hits Allowed, Reliever.....	10, 2x, last - David Bromberg, 5/27/13 vs. Richmond
Most Hitless Innings to Begin Game.....	8.1, Adrian Sampson, 7/18/14 vs. Bowie
Most Strikeouts.....	13, Tom Gorzelanny, 9/9/05 vs. Akron
Most Strikeouts, Reliever.....	9, Ron Chiavacci, 7/22/06 @ Bowie
Most Bases on Balls.....	8, Adrian Burnside, 8/7/02 vs. Erie
Most Wild Pitches.....	4, Brian O'Connor, 5/31/99 @ Norwich
Most Earned Runs Allowed, Game.....	13, Rob Mattson, 8/8/00 @ Reading
Most Earned Runs Allowed, Inning.....	8, 3rd inning, David Whitehead, 6/6/16 at Erie
Most Innings Pitched, Starter.....	10.0, Hansel Izquierdo, 9/4/05 @ Bowie

**CAREER INDIVIDUAL BATTING RECORDS**

Most Games Played.....	410, Shaun Skrehot (2000-04)
Most Hits.....	384, Shaun Skrehot (2000-04)
Most Runs Scored.....	189, Shaun Skrehot (2000-04)
Most Doubles.....	76, Shaun Skrehot (2000-04)
Most Triples.....	19, Vic Buttler (2005-07)
Most Home Runs.....	55, Josh Bonifay (2003-05)
Most RBI.....	55, Adam Hyzdu (1999-00)
Most Extra-Base Hits.....	209, Josh Bonifay (2003-05)
Most Stolen Bases.....	126, Josh Bonifay (2003-05)
Most Strikeouts.....	67, Chris Duffy (2003-04, 08)
.....	372, Stetson Allie (2014-16)

**CAREER INDIVIDUAL PITCHING RECORDS**

Most Appearances.....	138, Neal McDade (2001-04)
Most Games Started.....	83, Mike Connolly (2003-06)
Most Wins.....	30, Landon Jacobsen (2003-06)
Most Losses.....	29, Mike Connolly (2003-06)
Most Strikeouts.....	340, Mike Connolly (2003-06)
Most Bases on Balls.....	203, Brian O'Connor (1999-00, 02)
Most Saves.....	36, Montana DuRapau (2015-17)
Most Complete Games.....	6, Brian O'Connor (1999-00, 02)
Most Shutouts.....	2, Ian Snell (2003-04)
.....	2, Stephen Sparks (2000-01)

**MONTHLY PITCHING RECORDS**

Most Wins, Month.....	5, Wilson Guzman (June 2000), Sam McConnell (June 2000), A.J. Morris (2014)
Most Saves, Month.....	9, Matt Peterson (June 2007)
.....	9, Justin Kaye (June 2005)

**MISCELLANEOUS HOME RUN RECORDS**

Most Home Runs, Home Game.....	7 (6/19/04 vs. Erie)
Most Consecutive Games with a HR, Curve.....	10 (April 25-May 5, 2005)
Most Consecutive Games with a HR, Opponents.....	11 (May 19-29, 2013)
Most Consecutive Games without a HR, Curve.....	11 (August 4-14, 2006)

## BATTERS

AVERAGE*		SLUGGING %*	
Jeff Keppinger	.338 (2004)	Adam Hyzdu	.612 (1999)
Steven Pearce	.334 (2007)	Steven Pearce	.586 (2007)
Elias Diaz	.328 (2014)	Josh Bonifay	.556 (2005)
Three tied	.332	Adam Hyzdu	.554 (2000)
		J.J. Davis	.526 (2002)

\*Minimum 300 Plate App.

\*Minimum 300 Plate App.

HOME RUNS		GAMES	
Adam Hyzdu	31 (2000)	Adam Hyzdu	142 (2000)
Josh Bonifay	25 (2005)	Chris Duffy	137 (2003)
Adam Hyzdu	24 (1999)	Tike Redman	136 (1999)
Jose Bautista	23 (2005)	Miles Durham	136 (2010)
Carlos Rivera	22 (2002)	Max Moroff	136 (2015)

RBI		RUNS	
Adam Hyzdu	106 (2000)	Adam Hyzdu	96 (2000)
Jose Bautista	90 (2005)	Nate McLouth	93 (2004)
Rob Mackowiak	87 (2000)	Chase d'Arnaud	91 (2010)
Matt Hague	86 (2010)	Starling Marte	91 (2011)
Carlos Rivera	84 (2002)	Matt Hague	90 (2010)

HITS		DOUBLES	
Starling Marte	178 (2011)	Nate McLouth	40 (2004)
Nate McLouth	166 (2004)	Adam Hyzdu	39 (2000)
Tony Alvarez	161 (2002)	Starling Marte	38 (2011)
Rob Mackowiak	156 (2000)	Tony Alvarez	37 (2002)
Josh Harrison	156 (2010)	Alex Dickerson	36 (2013)

EXTRA-BASE HITS		TRIPLES	
Adam Hyzdu	72 (2000)	Vic Buttlr	14 (2006)
Starling Marte	58 (2011)	Alen Hanson	12 (2014)
Alex Dickerson	56 (2013)	Tike Redman	12 (1999)
Tony Alvarez	53 (2002)	Craig Stansberry	11 (2005)
Three tied	52	Six Tied	9

STRIKEOUTS		STOLEN BASES	
Willy Garcia	145 (2014)	Rajai Davis	45 (2005)
Quincy Latimore	140 (2011)	Rich Thompson	45 (2005)
Miles Durham	139 (2010)	Drew Maggi	37 (2014)
Stetson Allie	135 (2015)	Chris Duffy	34 (2003)
Jarek Cunningham	127 (2013)	Chase d'Arnaud	33 (2010)

## PITCHERS

ERA*		WINNING %*	
Shane Youman	1.51 (2006)	Yoslan Herrera	.917 (2009)
Sam McConnell	1.61 (2000)	Sam McConnell	.818 (2000)
Steven Brault	2.00 (2015)	Bronson Arroyo	.789 (1999)
Brady Borne	2.08 (2005)	Brian O'Connor	.750 (2000)
Michael Dube	2.24 (2010)	Steven Brault	.750 (2015)

\*Minimum 75 IP

\*Minimum 10 Decisions

APPEARANCES		BASES ON BALLS	
David Daniels	55 (1999)	Cody Dickson	93 (2016)
Brad Guy	54 (2000)	Brian O'Connor	92 (1999)
Noah Krol	54 (2011)	Matt Peterson	74 (2005)
Justin Kaye	53 (2005)	Justin Wilson	71 (2010)
Jeff Miller	52 (2004)	Adrian Burnside	67 (2002)

INNINGS PITCHED		SAVES	
Landon Jacobsen	162.2 (2003)	Matt Peterson	29 (2007)
Tyler Eppler	162.1 (2016)	Brandon Knight	27 (2006)
Sean Burnett	159.2 (2003)	Noah Krol	24 (2011)
Landon Jacobsen	154.0 (2006)	Montana DuRapau	22 (2016)
Justin Reid	153.2 (2002)	Justin Kaye	22 (2005)

WINS		COMPLETE GAMES	
Bronson Arroyo	15 (1999)	Brian O'Connor	4 (2000)
Landon Jacobsen	14 (2006)	6 Players Tied	3
Sean Burnett	14 (2003)		
Six Tied	12		

LOSSES		HOME RUNS ALLOWED	
Josh Shortslef	13 (2007)	Justin Reid	21 (2002)
John Grabow	13 (2002)	Matt Peterson	19 (2005)
Seven Tied	11	Paul Stewart	19 (2005)
		3 Players Tied	18

STRIKEOUTS		SHUTOUTS	
Ian Snell	142 (2004)	Ian Snell	2 (2004)
Justin Wilson	134 (2010)	Steve Sparks	2 (2000)
Rudy Owens	132 (2010)	17 Players Tied	1
Tom Gorzelanny	124 (2005)		
Adrian Burnside	122 (2002)		

## PIRATES MiLB PLAYERS OF THE YEAR

Since 2000, the Pirates have been honoring a minor league player and pitcher with a yearly award. They are recognized for their achievement during a September pregame ceremony at PNC Park in Pittsburgh and a plaque hangs on the wall in the Woody Huyke clubhouse in Bradenton showing each winner.

## YEAR PITCHER OF THE YEAR

2000	<b>Wilson Guzman</b>
2001	Sean Burnett
2002	Sean Burnett
2003	Ian Snell
2004	<b>Zach Duke</b>
2005	<b>Paul Maholm</b>
2006	Tom Gorzelanny
2007	John Van Benschoten
2008	<b>Jeff Sues</b>
2009	Rudy Owens
2010	<b>Rudy Owens</b>
2011	<b>Kyle McPherson</b>
2012	Jeff Locke
2013	Tyler Glasnow
2014	Tyler Glasnow
2015	Yeudy Garcia
2016	Mitch Keller
2017	Steven Brault

## YEAR PLAYER OF THE YEAR

2000	J.R. House
2001	Humberto Cota
2002	Walter Young
2003	<b>Chris Shelton</b>
2004	<b>Brad Eldred</b>
2005	<b>Jose Bautista</b>
2006	<b>Andrew McCutchen</b>
2007	<b>Steve Pearce</b>
2008	<b>Jim Negrych</b>
2009	<b>Pedro Alvarez</b>
2010	<b>Alex Presley</b>
2011	Robbie Grossman
2012	Gregory Polanco
2013	<b>Andrew Lambo</b>
2014	<b>Josh Bell</b>
2015	<b>Max Moroff</b>
2016	Josh Bell
2017	<b>Jordan Luplow</b>

bold - played in Altoona that season

## BATTERS

HITS		GAMES PLAYED	
Shaun Skrehot	384 (2000-04)	Shaun Skrehot	410 (2000-04)
Josh Bonifay	311 (2003-05)	Stetson Allie	348 (2014-16)
Brett Roneberg	304 (2003,06-07)	Jarek Cunningham	337 (2012-14)
Rico Washington	298 (2000-02)	Rico Washington	322 (2000-02)
Jason Delaney	284 (2007-09)	Josh Bonifay	313 (2003-05)

HOME RUNS		RUNS SCORED	
Josh Bonifay	55 (2003-05)	Shaun Skrehot	189 (2000-04)
Adam Hyzdu	55 (1999-00)	Chris Duffy	175 (2003,04,08)
Stetson Allie	54 (2014-16)	Brett Roneberg	161 (2003,06-07)
Ray Sadler	41 (2003-06)	Adam Hyzdu	160 (1999-00)
Jarek Cunningham	33 (2012-14)	Rico Washington	158 (2000-02)

RBI		STOLEN BASES	
Josh Bonifay	209 (2003-05)	Chris Duffy	67 (2003,04,08)
Adam Hyzdu	184 (1999-00)	Drew Maggi	60 (2012-14)
Stetson Allie	183 (2014-16)	Shaun Skrehot	57 (2000-04)
Brett Roneberg	170 (2003,06-07)	Vic Buttler	49 (2005-07)
Ray Sadler	148 (2003-06)	Rich Thompson	48 (2005-06)

DOUBLES		TRIPLES	
Shaun Skrehot	76 (2000-04)	Vic Buttler	18 (2005-07)
Josh Bonifay	68 (2003-05)	Brock Holt	15 (2011-12)
Adam Hyzdu	65 (1999-00)	Four Players Tied	14
Brett Roneberg	58 (2003,06-07)		
Carlos Rivera	58 (2001-02)		

STRIKEOUTS		EXTRA-BASE HITS	
Stetson Allie	372 (2014-16)	Josh Bonifay	126 (2003-05)
Josh Bonifay	312 (2003-05)	Adam Hyzdu	124 (1999-00)
J. Cunningham	307 (2012-14)	Stetson Allie	109 (2014-16)
Miles Durham	281 (2009-12)	Ray Sadler	105 (2003-06)
Ray Sadler	247 (2003-06)	Shaun Skrehot	100 (2000-04)

## PITCHERS

GAMES PITCHED		GAMES STARTED	
Neal McDade	138 (2001-04)	Mike Connolly	83 (2003-06)
Clint Chrysler	118 (2001-03)	John Grabow	70 (2000-03)
Brady Borner	117 (2003-06)	Landon Jacobsen	66 (2003-06)
Matt Peterson	116 (2004-07)	Brian O'Connor	63 (99-00, 02)
Brad Guy	116 (2000-03)	Zack Dodson	51 (2013-15)

WINS		LOSSES	
Landon Jacobsen	30 (2003-06)	Mike Connolly	29 (2003-06)
Mike Connolly	27 (2003-06)	John Grabow	26 (2000-03)
Matt Peterson	24 (2004-07)	Brian O'Connor	24 (99-00, 02)
John Grabow	24 (2000-03)	Landon Jacobsen	22 (2003-06)
Brian O'Connor	24 (99-00, 02)	2 Players Tied	20

SHUTOUTS		COMPLETE GAMES	
Ian Snell	2 (2003-04)	Brian O'Connor	6 (99-00, 02)
Stephen Sparks	2 (2000-01)	Stephen Sparks	4 (2000-01)
17 Players Tied	1	Sam McConnell	4 (1999-00)
		4 Players Tied	3

SAVES		HOME RUNS ALLOWED	
Matt Peterson	29 (2004-07)	Mike Connolly	42 (2003-06)
Brandon Knight	27 (2006)	Matt Peterson	40 (2004-07)
Noah Krol	24 (2011)	Brady Borner	32 (2003-06)
Montana DuRapau	22 (2016)	John Grabow	30 (2000-03)
Justin Kaye	22 (2005)	Landon Jacobsen	28 (2003-06)

STRIKEOUTS		BASES ON BALLS	
Mike Connolly	340 (2003-06)	Brian O'Connor	203 (99-00, 02)
John Grabow	321 (2000-03)	Matt Peterson	170 (2004-07)
Matt Peterson	255 (2004-07)	John Grabow	170 (2000-03)
Ben Shaffar	239 (2002-05)	Mike Connolly	156 (2003-06)
Brian O'Connor	235 (99-00, 02)	Landon Jacobsen	129 (2003-06)

## PIRATES' MLB REHAB ASSIGNMENTS

Below are the Major League rehab assignments that have come through Altoona in the history of the franchise.

PLAYER	YEAR	INJURY	PLAYER	YEAR	INJURY
Mark Wilkins	1999 (4/16-4/24)	Right Shoulder	Francisco Liriano	2013 (4/20)	Fractured Right Arm
Francisco Cordova	1999 (5/3-5/8)	Shoulder Inflammation	Charlie Morton	2013 (4/23-28, 5/16-21)	Right Elbow (TJ Surgery)
Jason Christiansen	1999 (5/22-5/25)	Strained Neck	Neil Walker	2013 (5/9-5/13)	Right Hand Laceration
Turner Ward	1999 (6/23-6/24)	Right Knee	Jeff Karstens	2013 (5/18)	R Shoulder Inflammation
Javier Martinez	1999 (6/28-7/26)	Torn Arm Ligament	Chase d'Arnaud	2013 (5/19-5/23)	Torn Thumb Ligament
Ivan Cruz	1999 (7/22-7/25)	Strained Right Elbow	James McDonald	2013 (5-27, 6/1)	R Shoulder Discomfort
Rich Loiselle	2000 (4/26-5/21)	Right Elbow Surgery	Jared Hughes	2013 (7/17)	R Shoulder Inflammation
Adrian Brown	2000 (7/2-7/3)	Strained Left Hamstring	Travis Snider	2013 (8/19, 8/20)	Left Big Toe Discomfort
Brad Clontz	2000 (8/25-9/4)	Right Elbow	Jason Grilli	2013 (8/31, 9/2)	Right forearm strain
Jason Schmidt	2001 (4/13-4/30)	Right Shoulder & Elbow	Wandy Rodriguez	2014 (5/1, 5/6)	Right knee inflammation
Francisco Cordova	2001 (4/28)	Right Elbow	Clint Barmes	2014 (8/14, 8/16)	Left groin strain
Adrian Brown	2001 (5/7-5/13)	Right Shoulder	Charlie Morton	2014 (8/28)	Sports hernia, right hip
Terry Mulholland	2001 (7/27-7/28)	Broken Index Finger	Chris Stewart	2015 (4/9-4/10)	Hamstring
Jose Silva	2001 (8/31-9/2)	Broken Right Leg	Charlie Morton	2015 (5/8)	Hip
Kris Benson	2002 (5/7)	Right Elbow	Rob Scallion	2015 (8/11)	Right forearm tightness
Armando Rios	2002 (6/9)	Left Knee Contusion	Ryan Vogelsong	2016 (7/10-7/15)	Facial Fractures
Ryan Vogelsong	2002 (7/23-8/2)	Right Elbow	Elias Diaz	2016 (7/16-19)	R elbow disbursement
Sean Casey	2006 (5/26-5/28)	Lower Back Fracture	Chris Stewart	2016 (8/12-9/2)	Left knee disbursement
Kip Wells	2006 (6/15)	Blocked Artery, R Shoulder	Tyler Glasnow	2016 (8/14-8/22)	R shoulder discomfort
John Van Benschoten	2006 (8/14)	Right Shoulder	Jameson Taillon	2017 (5/28)	Groin discomfort
Ryan Doumit	2006 (8/20-8/22)	Torn Left Hamstring			
Jack Wilson	2008 (5/20-5/26)	Right Calf			
Ryan Doumit	2008 (6/3-6/5)	Left Thumb Fracture			
Chris Duffy	2008 (6/15-7/3)	Left Shoulder Surgery			
Matt Capps	2008 (8/12-8/15)	Right Shoulder			
Phil Dumatrait	2009 (7/30-7/31)	Left Shoulder			
Donnie Veal	2009 (8/19-9/7)	Sprained Left Index Finger			
Ross Ohlendorf	2010 (5/3-5/7)	Stiff Back			
Jack Taschner	2010 (5/28-5/31)	Left Hamstring Tightness			
Zach Duke	2010 (7/5-7/12)	Left elbow pronator strain			
Mike Crotta	2011 (6/17)	Right elbow			
Joe Beimel	2011 (7/4-7/10)	L elbow inflammation			
Ross Ohlendorf	2011 (7/24)	R shoulder posterior strain			
Jeff Karstens	2012 (5/21, 6/19)	R shoulder inflammation			

## TOP SINGLE-GAME PERFORMANCES

## 5+ HIT GAMES

Humberto Cota, 8/13/00 @ Bowie (5-for-6)  
 Adrian Brown, 5/8/01 vs. Bowie (5-for-5)  
 Tony Alvarez, 5/3/02 vs. Bowie (5-for-5)  
 Jose Castillo, 5/7/03 @ Akron (5-for-6)  
 Jeff Keppinger, 6/16/04 @ Harrisburg (5-for-6)  
 Rajai Davis, 7/27/05 vs. Binghamton (5-for-6)  
 Brett Roneberg, 5/3/06 @ Erie (5-for-6)  
 Jason Delaney, 7/16/07 vs. Bowie (5-for-5)  
 Melvin Dorta, 4/18/08 vs. Erie (5-for-5)  
 Shelby Ford, 6/8/08 vs. Connecticut (5-for-6)  
 Melvin Dorta, 7/11/08 @ Erie (5-for-6)  
 Dan Gamache, 5/25/15 @ New Hampshire (5-for-5)  
 Stetson Allie, 7/27/16 v. Erie (5-for-5)  
 Elvis Escobar, 6/20/17 vs. Trenton (5-for-5)  
 Wyatt Mathisen, 8/3/17 vs. Trenton (5-for-5)

## 5+ RBI GAMES

Adam Hyzdu, 5/14/99 vs. Harrisburg (5)  
 Garrett Long, 5/29/99 vs. Portland (6)  
 Adam Hyzdu, 6/25/99 @ New Britain (7)  
 Craig Wilson, 7/4/99 @ Erie (5)  
 Kevin Haverbusch, 7/18/99 @ Reading (5)  
 Craig Wilson, 9/4/99 @ Erie (6)  
 Adam Hyzdu, 5/5/00 @ Bowie (7)  
 Adam Hyzdu, 8/7/00 vs. Erie (5)  
 Eddy Furniss, 8/10/00 @ Reading (5)  
 B.J. Barns, 8/6/01 @ Erie (5)  
 J.J. Davis, 7/21/02 vs. Bowie (5)  
 Tony Alvarez, 7/24/02 vs. Harrisburg (6)  
 Shawn Garrett, 8/9/02 vs. Harrisburg (5)  
 Shawn Garrett, 4/21/03 @ Erie (5)  
 Chan Perry, 7/18/03 @ Erie (5)  
 Ray Sadler, 5/14/04 vs. Akron (5)  
 Chris Duffy, 6/5/04 @ Akron (5)  
 Josh Bonifay, 6/5/04 @ Akron (6)  
 Josh Bonifay, 8/4/04 @ Akron (5)  
 Brad Eldred, 8/7/04 vs. Harrisburg (5)  
 Brad Eldred, 8/15/04 @ Reading (6)  
 Brad Eldred, 4/29/05 vs. Trenton (6)  
 Simon Pond, 4/14/06 @ Reading (5)  
 Vic Buttlar, 5/17/06 vs. Reading (6)  
 Brant Ust, 5/24/06 vs. Bowie (5)  
 Brett Roneberg, 7/29/06 @ Connecticut (6)  
 Steven Pearce, 6/7/07 @ New Britain (5)  
 Steven Pearce, 6/13/07 vs. New Britain (5)  
 Neil Walker, 6/28/07 vs. Trenton (5)  
 Miguel Perez, 6/8/08 vs. Connecticut (5)  
 Jamie Romak, 8/15/08 @ New Hampshire (6)  
 Shelby Ford, 8/8/09 @ New Hampshire (5)  
 Alex Presley, 4/19/10 @ Akron (5)  
 Shelby Ford, 5/15/10 @ Richmond (5)  
 Alex Presley, 5/24/10 @ Akron (8)  
 Hector Gimenez, 6/2/10 @ New Britain (5)  
 Kris Watts, 8/7/10 @ Harrisburg (5)  
 Starling Marte, 4/22/11 @ Richmond (6)  
 Jordy Mercer, 5/11/11 @ Harrisburg (5)  
 Robbie Grossman, 7/22/12 vs. ERI (G1) (5)  
 Alex Dickerson, 6/2/13 Portland (7)  
 Alex Dickerson, 7/26/13 at New Hampshire (8)  
 Stetson Allie, 4/23/14 vs. Harrisburg (5)  
 Willy Garcia, 6/3/14 vs. Binghamton (5)  
 Keon Broxton, 4/24/15 @ Erie (6)  
 Josh Bell, 5/2/15 vs. Erie (5)  
 Stetson Allie, 7/21/15 vs. Erie (G1) (5)  
 Jose Osuna, 8/22/15 @ Bowie (6)  
 Erich Weiss, 8/12/16 at New Hampshire (7)  
 Edwin Espinal, 8/29/16 vs. Binghamton (5)  
 Jin-De Jhang, 8/3/17 vs. Erie (5)

## COMPLETE-GAME SHUTOUTS

Bronson Arroyo, 6/8/99 vs. Bowie (11 Hits)  
 Stephen Sparks, 6/4/00 @ Harrisburg (4 Hits)  
 Sam McConnell, 6/13/00 @ Bowie (5 Hits)  
 Wilson Guzman, 6/17/00 @ Akron (2 Hits) [7 inn.]  
 Stephen Sparks, 7/7/00 vs. Reading (5 Hits)  
 Justin Reid, 7/20/01 vs. New Haven (4 Hits)  
 Mike Gonzalez, 8/6/01 @ Harrisburg (6 Hits)  
 John Grabow, 6/13/02 vs. Erie (5 Hits)  
 Brian O'Connor, 7/23/02 vs. Harrisburg (4 Hits)  
 Brad Guy, 8/29/02 @ Erie (3 Hits)  
 Sean Burnett, 6/18/03 vs. Trenton (2 Hits)  
 Sean Burnett, 8/18/03 vs. Bowie (4 Hits)  
 Ian Oquendo, 8/27/03 vs. Reading (3 Hits) [7 inn.]  
 Ian Snell, 4/27/04 @ Norwich (3 Hits) [7 inn.]  
 Ian Snell, 9/3/04 @ New Britain (5 Hits) [7 inn.]  
 Tom Gorzelanny, 6/26/05 vs. New Britain (3 Hits)  
 Tom Gorzelanny, 9/9/05 vs. Akron (4 Hits)\*\*\*  
 Landon Jacobsen, 6/22/06 @ Harrisburg (3 Hits) [6 inn.]  
 Luis Munoz, 6/28/07 vs. Trenton (5 Hits) [7 inn.]  
 Dewon Brazelton, 8/31/07 @ Erie (3 Hits) [7 inn.]  
 Brad Lincoln, 5/21/09 @ Bowie (2 Hits)  
 Sean Smith, 6/6/09 vs. Akron Gm. #2 (4 Hits) [7 inn.]  
 Aaron Pribanic, 5/21/11 vs. Akron Gm. #1 (7 hits) [7 inn.]  
 Phil Irwin, 7/27/12 vs. New Hamp. Gm. #1 (2 hits) [7 inn.]  
 Adrian Sampson, 7/18/14 vs. Bowie (1 hit)  
 Mitch Keller, 9/9/17 at Bowie (1 hit)\*\*\*  
 \*\*\*Indicates E.L. Playoff Game

## NO-HITTERS

A. Burnside, N. McDade, C. Spurling, 4/23/02 vs. Akron  
 E. Hollingsworth, J. Townsend, J. Ramos, R. Beckman, 7/25/13 @ NHM

## 10+ STRIKEOUT GAMES

Paul Ah Yat, 4/25/99 @ Bowie (10)  
 Paul Ah Yat, 6/1/99 @ Norwich (11)  
 Bronson Arroyo, 7/19/99 vs. Erie (10)  
 Joe Beimel, 9/4/00 vs. Akron (11)  
 Jason Schmidt, 4/13/01 vs. Erie (10)  
 Adrian Burnside, 4/17/02 vs. Erie (11)  
 Ben Shaffar, 6/14/02 @ Bowie (10)  
 Ian Snell, 5/2/04 vs. Erie (12)  
 Ian Snell, 8/12/04 @ New Hampshire (11)  
 Ian Snell, 9/3/04 @ New Britain (10)  
 Tom Gorzelanny, 8/2/05 @ Erie (10)  
 Tom Gorzelanny, 9/9/05 vs. Akron (13)\*\*\*  
 Luis Munoz, 5/7/07 vs. Erie (10)  
 Kip Bouknight, 8/30/07 vs. Reading (10)  
 Rudy Owens, 5/4/10 @ Richmond (11)  
 Justin Wilson, 8/13/10 vs. New Hampshire (11)  
 Jeff Locke, 4/25/11 @ Harrisburg (10)  
 Kyle McPherson, 7/30/11 @ Portland (10)  
 Jameson Taillon, 4/12/13 vs. Harrisburg (10)  
 Jameson Taillon, 5/19/13 at Richmond (10)  
 David Bromberg, 6/12/13 at New Britain Gm. #2 (12)  
 Steven Brault, 7/6/15 vs. Harrisburg (10)  
 Tyler Glasnow, 7/21/15 vs. Erie (10)  
 Tyler Glasnow, 7/26/15 vs. Akron (12)  
 J.T. Brubaker, 7/13/17 vs. Portland (10)  
 Mitch Keller, 9/1/17 vs. Harrisburg (11)  
 \*\*\*Indicates E.L. Playoff Game

TEAM AWARDS

1999

Most Valuable Player ..... Adam Hyzdu  
Fireman of the Year ..... Matt Duff

2000

Most Valuable Player ..... Adam Hyzdu  
Fireman of the Year ..... Brian Smith

2001

Most Valuable Player .....Shaun Skrehot  
Fireman of the Year ..... Tony Pavlovich

2002

Most Valuable Player ..... Carlos Rivera  
Fireman of the Year ..... Chris Spurling

2003

Most Valuable Player ..... Sean Burnett  
Fireman of the Year ..... Todd Ozias

2004

Most Valuable Player ..... Chris Duffy  
Fireman of the Year ..... Jeff Miller  
Teammate of the Year .....Nate McLouth

2005

Most Valuable Player ..... Jose Bautista  
Pitcher of the Year ..... Brady Borner  
Teammate of the Year .....Josh Bonifay  
King of Swing .....Josh Bonifay

2006

Most Valuable Player ..... Brett Roneberg  
Pitchers of the Year .....Shane Youman  
..... Landon Jacobsen  
Unsung Hero ..... Brandon Chavez  
King of Swing ..... Ray Sadler

2007

Most Valuable Player ..... Steve Pearce  
Pitcher of the Year .....Matt Peterson  
Unsung Hero .....Brian Peterson  
King of Swing .....Adam Boeve

2008

Most Valuable Player .....Jonel Pacheco  
Pitcher of the Year .....Juan Mateo  
Unsung Hero ..... Milver Reyes  
Big Plays of the Year ..... Brad Corley

2009

Most Valuable Player ..... Pedro Alvarez  
Pitcher of the Year .....Yoslan Herrera  
Unsung Hero ..... Miguel Perez

2010

Most Valuable Player .....Hector Gimenez  
Pitcher of the Year ..... Rudy Owens  
Fireman of the Year .....Daniel Moskos  
Unsung Hero .....Josh Harrison  
Iron Man of the Year..... Matt Hague

2011

Most Valuable Player ..... Starling Marte  
Pitcher of the Year .....Kyle McPherson  
Fireman of the Year .....Bryan Morris  
Unsung Hero ..... Mike Colla  
Iron Man of the Year..... Brock Holt

2012

Most Valuable Player ..... Brock Holt  
Pitcher of the Year .....Phil Irwin  
Fireman of the Year ..... Vic Black  
Unsung Hero ..... Matt Curry

2013

Most Valuable Player .....Alex Dickerson  
Pitcher of the Year .....Casey Sadler  
Unsung Heroes.....Justin Howard  
..... David Bormberg  
Fireman of the Year ..... Luis Sanz  
Iron Man of the Year..... Jarek Cunningham

2014

Most Valuable Player ..... Elias Diaz  
Pitcher of the Year .....Adrian Sampson  
Fireman of the Year ..... Kenn Kasperek  
Unsung Hero ..... Drew Maggi  
Iron Man of the Year..... Willy Garcia

2015

Most Valuable Player ..... Max Moroff  
Pitcher of the Year .....Chad Kuhl  
Fireman of the Year .....Jhondaniel Medina  
Unsung Hero ..... Adam Frazier

2016

Most Valuable Player ..... Barrett Barnes  
Pitcher of the Year .....Cody Dickson  
Fireman of the Year ..... Montana DuRapau  
Unsung Heroes.....Jonathan Schwind  
.....Eric Wood  
Iron Man of the Year..... Erich Weiss

2017

Most Valuable Player ..... Edwin Espinal  
Pitchers of the Year.....Alex McRae  
.....Austin Coley  
Fireman of the Year ..... Tate Scioneaux  
Unsung Hero .....Jerrick Suiter

HOME RUNS HIT BY CURVE PITCHERS

**Aaron France** - April 12, 1999 at Reading  
**Alex Pena** - August 30, 1999 vs. Reading  
**Randy Galvez** - April 26, 2001 at Harrisburg

**Tim Alderson** - August 19, 2009 at Harrisburg (solo)  
**Tim Alderson** - July 1, 2010 at Reading (2-run)  
**Alex McRae** - April 30, 2017 vs. Harrisburg (solo)

**OPENING DAY INFO**

ORGANIZATION

2018 CURVE

HISTORY RECORDS

EASTERN LEAGUE

PIRATES ORGANIZATION

GENERAL INFORMATION



April 9, 1999  
at Reading  
L, 6-2

Tike Redman	CF
Chris Wimmer	2B
Alex Hernandez	RF
Ron Wright	1B
Kevin Haverbusch	3B
Mel Rosario	C
Garrett Long	LF
Luis Figueroa	SS
Paul Ah Yat	P



April 4, 2002  
vs. Harrisburg  
W, 7-5

Shaun Skrehot	SS
Tony Alvarez	CF
Rico Washington	3B
Shawn Garrett	LF
J.R. House	C
Carlos Rivera	1B
J.J. Davis	RF
Victor Rodriguez	2B
Justin Reid	P



April 7, 2005  
at Reading  
L, 5-4

Rajai Davis	CF
Jorge Cortes	RF
Jose Bautista	3B
Brad Eldred	1B
Ronny Paulino	C
Scott Neuberger	LF
Victor Mercedes	2B
Brandon Chaves	SS
Mike Connolly	P



April 3, 2008  
vs. Reading  
L, 8-3

James Boone	CF
Shelby Ford	2B
Jonel Pacheco	LF
Brad Corley	RF
Jason Delaney	1B
Luis Cruz	SS
Melvin Dorta	3B
Miguel Perez	C
Kyle Bloom	P



April 7, 2011  
at Erie  
L, 3-2

Brock Holt	2B
Starling Marte	CF
Jordy Mercer	SS
Tony Sanchez	C
Miles Durham	1B
Quincy Latimore	LF
Jeremy Farrell	3B
Eric Fryer	DH
Brad Chalk	RF
Bryan Morris	P



April 7, 2000  
vs. Harrisburg  
W, 7-3

Rob Mackowiak	RF
Rico Washington	2B
Adam Hyzdu	LF
Alex Hernandez	CF
Kevin Haverbusch	3B
Eddy Furniss	1B
Humberto Cota	C
Luis Figueroa	SS
Brian O'Connor	P



April 3, 2003  
at Reading  
L, 8-7

Chris Duffy	CF
Jose Castillo	SS
Brett Roneberg	1B
Josh Bonifay	LF
Shawn Garrett	RF
Kevin Nicholson	2B
Chris Heintz	C
Joe Caruso	3B
Ben Shaffar	P



April 6, 2006  
vs. Trenton  
W, 4-3

Rich Thompson	CF
Craig Stansberry	2B
Rafael Alvarez	DH
Travis Chapman	3B
Simon Pond	1B
Adam Boeve	RF
Vic Buttlar	LF
Javier Guzman	SS
Carlos Maldonado	C
Mike Connolly	P



April 8, 2009  
at Erie  
L, 8-7

Brian Friday	SS
Jim Negrych	2B
Jose Tabata	CF
Jonel Pacheco	LF
Jamie Romak	1B
Steve Lerud	C
Brad Corley	RF
Pedro Lopez	DH
Angel Gonzalez	3B
Tony Watson	P



April 5, 2012  
vs. Erie  
W, 7-4

Robbie Grossman	CF
Brock Holt	SS
Jarek Cunningham	2B
Tony Sanchez	C
Andrew Lambo	RF
Jeremy Farrell	3B
Matt Curry	1B
Ramon Cabrera	DH
Quincy Latimore	LF
Mike Colla	P



April 6, 2001  
at Erie  
L, 7-2

Jayson Bass	LF
Richard Paz	2B
J.R. House	C
Darren Burton	CF
Rico Washington	3B
J.J. Davis	RF
Dan Meier	DH
Lee Evans	1B
Shaun Skrehot	SS
John Grabow	P



April 8, 2004  
vs. Portland  
W, 3-2

Chris Duffy	CF
Nate McLouth	RF
Kevin Nicholson	3B
Ray Navarrete	1B
Ronny Paulino	C
Ray Sadler	DH
Gary Thomas	LF
Jeff Keppinger	2B
Brandon Chaves	SS
Ian Snell	P



April 9, 2007  
at Akron  
L, 5-4

Andrew McCutchen	CF
Vic Buttlar	LF
Neil Walker	3B
Randy Ruiz	DH
Adam Boeve	RF
Brett Roneberg	1B
Javier Guzman	2B
Brandon Chaves	SS
Milver Reyes	C
Josh Shortslef	P



April 8, 2010  
vs. Harrisburg  
W, 5-1

Gorkys Hernandez	CF
Chase d'Arnaud	SS
Jordy Mercer	3B
Miles Durham	RF
Hector Gimenez	C
Alex Presley	LF
Josh Harrison	2B
Matt Hague	1B
Mike Crotta	P



April 4, 2013  
at Erie  
L, 10-6

Mel Rojas, Jr.	CF
Jarek Cunningham	2B
Matt Curry	1B
Andrew Lambo	LF
Adalberto Santos	3B
Alex Dickerson	RF
Carlos Paulino	C
Gift Ngoepe	SS
Drew Maggi	DH
Brandon Cumpston	P



April 5, 2014  
vs. Erie  
L, 2-0 (7)

Alen Hanson	SS
Gift Ngoepe	2B
Stetson Allie	1B
Justin Howard	DH
Willy Garcia	RF
Jarek Cunningham	3B
Mel Rojas, Jr.	CF
Elias Diaz	C
Keon Broxton	LF
Adrian Sampson	P



April 9, 2015  
at Harrisburg  
W, 1-0

Keon Broxton	CF
Chris Stewart	C
Josh Bell	1B
Willy Garcia	LF
Stetson Allie	RF
Eric Wood	3B
Max Moroff	2B
Gift Ngoepe	SS
Angel Sanchez	P



April 7, 2016  
vs. Harrisburg  
L, 10-6

Harold Ramirez	CF
Erich Weiss	2B
Jose Osuna	1B
Reese McGuire	C
Eric Wood	3B
Stetson Allie	RF
Justin Maffei	LF
Chris Diaz	SS
Jason Creasy	P



April 7, 2017  
at Harrisburg  
W, 5-3

Kevin Newman	SS
Pablo Reyes	CF
Kevin Kramer	2B
Edwin Espinal	3B
Jordan Luplow	LF
Connor Joe	1B
Michael Suchy	RF
Zane Chavez	C
Alex McRae	P



**ALTOONA CURVE OPENING DAY MISCELLANEOUS STATISTICS**

By Opponent	Records Breakdown	Misc. Info
vs. Akron	0-1	Open at Home
vs. Binghamton	0-0	Open on the Road
vs. Bowie	0-0	Open vs. AL affiliate
vs. Erie	1-5	Open vs. NL affiliate
vs. Harrisburg	5-1	Open vs. own division
vs. New Britain	0-0	Open vs. other division
vs. New Hampshire	0-0	
vs. Portland	1-0	
vs. Reading	0-4	
vs. Richmond	0-0	
vs. Trenton	1-0	
		<b>Earliest Opening Day Game:</b> April 3, 2x, last - 2008 vs. Reading
		<b>Latest Opening Day Game:</b> April 9, 3x, last - 2015 at Harrisburg
		<b>Last Opening Day Win (Team):</b> 2017 at Harrisburg (5-3)
		<b>Last Opening Day Win (Starter):</b> 2017 - Alex McRae vs. Harrisburg

**ALL-TIME OPENING DAY STARTING PITCHERS**

Listed below is each Opening Day starting pitchers and his line since the franchise's first season in 1999

YEAR	PLAYER	OPPONENT	DEC.	FINAL LINE	FINAL SCORE
1999	Paul Ah Yat	@ Reading	ND	1.0 IP, 0 H, 0 R, 0 ER, 0 BB, 1 SO*	L, 6-2
2000	Brian O'Connor	Harrisburg	W	5.0 IP, 2 H, 0 R, 0 ER, 4 BB, 4 SO	W, 7-3
2001	John Grabow	@ Erie	L	5.1 IP, 4 H, 4 R, 3 ER, 2 BB, 4 SO	L, 7-2
2002	Justin Reid	Harrisburg	ND	3.2 IP, 5 H, 2 R, 2 ER, 0 BB, 4 SO	W, 7-5
2003	Ben Shaffar	@ Reading	ND	4.1 IP, 5 H, 5 R, 1 ER, 0 BB, 4 SO	L, 8-7
2004	Ian Snell	Portland	W	5.0 IP, 4 H, 0 R, 0 ER, 1 BB, 6 SO	W, 3-2
2005	Mike Connolly	@ Reading	L	0.0 IP, 0 H, 1 R, 1 ER, 1 BB, 0 SO#	L, 5-4
2006	Mike Connolly	Trenton	ND	5.0 IP, 4 H, 1 R, 1 ER, 1 BB, 7 SO	W, 4-3
2007	Josh Shortslef	@ Akron	L	4.0 IP, 5 H, 3 R, 2 ER, 1 BB, 8 SO	L, 5-4
2008	Kyle Bloom	Reading	L	3.2 IP, 5 H, 6 R, 6 ER, 3 BB, 2 SO	L, 8-3
2009	Tony Watson	@ Erie	L	3.2 IP, 3 H, 5 R, 5 ER, 4 BB, 2 SO	L, 8-7
2010	Mike Crotta	Harrisburg	W	6.0 IP, 1 H, 1 R, 1 ER, 1 BB, 4 SO	W, 5-1
2011	Bryan Morris	@ Erie	ND	4.1 IP, 4 H, 2 R, 2 ER, 5 BB, 3 SO	L, 3-2
2012	Mike Colla	Erie	ND	4.0 IP, 5 H, 3 R, 3 ER, 2 BB, 3 SO	W, 7-4
2013	Brandon Cumpston	@ Erie	L	5.0 IP, 6 H, 4 R, 4 ER, 2 BB, 6 SO	L, 10-6
2014	Adrian Sampson	Erie	L	6.0 IP, 5 H, 2 R, 2 ER, 0 BB, 6 SO	L, 2-0 (7)
2015	Angel Sanchez	@ Harrisburg	ND	6.0, 3 H, 0 R, 0 ER, 1 BB, 3 SO	W, 1-0
2016	Jason Creasy	Harrisburg	ND	6.0, 7 H, 3 R, 2 ER, 2 BB, 1 SO	L, 10-6
2017	Alex McRae	@ Harrisburg	W	5.0 IP, 7 H, 1 R, 1 ER, 1 BB, 9 SO	W, 5-3

\*Left game after one inning because game was suspended by rain  
#Left game after facing one batter because game was suspended by rain

**1999 CURVE (67-73)**

ORGANIZATION — 2018 CURVE

HISTORY \ RECORDS

EASTERN LEAGUE

PIRATES ORGANIZATION

GENERAL INFORMATION

PLAYER	AVG	G	AB	R	H	2B	3B	HR	RBI	BB	SO	SB	CS
Asche, Mike	.412	7	17	3	7	2	0	0	3	1	3		1
Bieser, Steve	.209	40	148	24	31	5	2	4	23	21	32	3	4
Bryant, Matt	.250	12	24	1	6	0	0	0	1	2	7	0	0
Cruz, Ivan	.154	3	13	1	2	1	0	0	3	1	8	0	0
DeHaan, Kory	.268	47	190	26	51	13	2	3	24	11	46	14	6
Figueroa, Luis	.263	131	418	61	110	15	5	3	50	52	44	9	9
Haad, Yamid	.182	43	137	20	25	3	0	6	10	19	32	7	3
Haverbusch, Kevin	.286	93	332	57	95	22	2	14	61	12	60	6	4
Hernandez, Alex	.257	126	475	76	122	26	3	15	63	54	110	11	8
Hyzdu, Adam	.316	91	345	64	109	26	2	24	78	40	62	8	4
Iglesias, Luis	.281	31	89	13	25	6	0	6	16	14	26	0	1
Jorgensen, Tim	.130	7	23	1	3	1	0	0	2	0	6	0	0
Long, Garrett	.245	109	355	61	87	12	4	18	56	63	100	6	6
Lorenzana, Luis	.216	34	74	9	16	2	1	2	8	14	17	0	0
Mackowiak, Rob	.262	53	195	21	51	15	3	3	27	8	34	0	2
McConnell, Sam	.250	13	4	0	1	0	0	0	1	1	1	0	0
Patzke, Jeff	.298	53	198	31	59	12	1	2	25	33	45	4	2
Redman, Tike	.269	136	532	84	143	20	12	3	60	52	52	29	16
Robertson, Mike	.280	46	175	31	49	12	0	9	28	24	26	0	3
Rosario, Melvin	.241	26	87	11	21	9	0	1	11	6	15	0	0
Secrist, Reed	.168	36	95	9	16	5	0	0	10	13	23	0	0
Sweet, Jon	.257	37	105	15	27	5	1	2	13	11	15	0	1
Ward, Turner	.000	1	3	1	0	0	0	0	0	2	2	0	0
Wehner, John	.167	4	12	2	2	0	0	0	2	0	0	1	1
Wilson, Craig	.268	111	362	57	97	21	3	20	69	40	104	1	3
Wimmer, Chris	.252	27	107	9	27	5	2	1	6	8	12	5	2
Wright, Ron	.213	24	80	2	17	6	0	0	4	9	27	0	0
<b>TOTALS</b>	<b>.258</b>	<b>140</b>	<b>4723</b>	<b>695</b>	<b>1218</b>	<b>249</b>	<b>43</b>	<b>138</b>	<b>664</b>	<b>519</b>	<b>964</b>	<b>105</b>	<b>78</b>

PLAYER	W-L	ERA	G	GS	CG	SHO	SV	IP	H	R	ER	HR	BB	SO
Ah Yat, Paul	8-4	3.02	16	15	0	0	0	95.1	86	41	32	6	30	90
Arroyo, Bronson	15-4	3.65	25	25	2	1	0	153.0	167	73	62	15	58	100
Ayers, Mike	0-0	1.59	11	0	0	0	0	17.0	10	4	3	1	11	16
Baron, Jim	9-9	3.97	29	20	0	0	0	145.0	141	73	64	13	44	75
Beltran, Alonso	0-2	9.00	13	0	0	0	1	18.0	27	18	18	2	9	18
Brown, Alvin	4-1	6.49	7	6	0	0	0	26.1	29	22	19	0	17	15
Burgos, Enrique	0-1	2.25	5	0	0	0	0	4.0	1	1	1	0	3	2
Christiansen, Jason	0-0	0.00	2	1	0	0	0	3.0	1	0	0	0	1	2
Cordova, Francisco	1-1	4.66	2	2	0	0	0	9.2	13	8	5	0	4	12
Daniels, David	2-2	2.67	55	0	0	0	8	67.1	55	21	20	6	19	63
Davis, Kane	4-6	3.78	16	16	0	0	0	95.1	97	51	40	5	41	53
Donnelly, Brendan	0-0	7.71	2	0	0	0	1	2.1	4	2	2	0	2	0
Dougherty, Tony	0-0	7.47	9	0	0	0	0	15.2	29	19	13	3	7	6
Duff, Matt	2-4	2.81	44	0	0	0	12	57.2	43	19	18	5	35	59
Dunbar, Matt	3-5	3.42	49	0	0	0	2	47.1	35	19	18	2	23	35
France, Aaron	4-5	3.67	33	11	0	0	0	95.2	79	50	39	8	48	70
Garcia, Al	0-0	4.50	2	0	0	0	0	4.0	6	4	2	0	3	1
Giard, Ken	2-2	1.71	38	0	0	0	6	42.0	34	12	8	1	25	48
Gonzalez, Mike	2-3	8.10	7	5	0	0	0	26.2	34	25	24	4	19	31
Long, Joey	0-0	5.91	8	0	0	0	0	10.2	16	8	7	3	4	5
Martinez, Javier	0-0	6.10	10	0	0	0	0	10.1	11	8	7	1	14	16
Mathews, Del	1-1	6.00	9	0	0	0	0	12.0	21	15	8	2	6	8
McConnell, Sam	1-7	6.64	13	12	1	0	0	62.1	82	52	46	7	33	40
O'Connor, Brian	7-11	4.70	28	27	1	0	0	153.1	152	98	80	10	92	106
Pena, Alex	1-0	3.86	9	0	0	0	0	21.0	22	12	9	2	9	20
Runion, Tony	1-4	3.59	31	0	0	0	2	42.2	52	23	17	3	9	39
Secrist, Reed	0-0	0.00	1	0	0	0	0	1.0	1	0	0	0	0	0
Wilkins, Marc	0-1	1.50	4	0	0	0	0	6.0	4	2	1	0	4	5
<b>TOTALS</b>	<b>67-73</b>	<b>4.07</b>	<b>140</b>	<b>140</b>	<b>4</b>	<b>5</b>	<b>32</b>	<b>1244.2</b>	<b>1252</b>	<b>680</b>	<b>563</b>	<b>99</b>	<b>570</b>	<b>935</b>



PLAYER	AVG	G	AB	R	H	2B	3B	HR	RBI	BB	SO	SB	CS
Bass, Jayson	.244	19	45	7	11	0	1	0	5	5	8	3	0
Beimel, Joe	.250	10	8	3	2	0	0	0	0	1	4	0	0
Brown, Adrian	.000	2	5	1	0	1	0	0	0	3	1	0	0
Burton, Darren	.328	63	229	44	75	8	2	5	33	23	42	3	0
Cota, Humberto	.261	112	429	49	112	20	1	8	44	21	80	6	4
Duff, Matt	.400	48	5	0	2	0	0	0	0	0	1	0	0
Evans, Lee	.237	32	118	18	28	4	1	1	8	14	28	1	1
Figueroa, Luis	.284	94	342	45	97	10	4	1	28	37	32	14	5
Furniss, Wilburn	.239	121	348	50	83	16	1	11	52	68	82	4	4
Haad, Yamid	.197	59	183	24	36	7	0	4	13	18	44	1	1
Haverbusch, Kevin	.279	43	140	23	39	3	1	5	21	11	15	2	2
Hernandez, Alex	.337	50	199	28	67	16	1	4	34	13	42	1	2
Hyzdu, Adam	.290	142	514	96	149	39	2	31	106	94	102	3	7
Lankford, Derrick	.293	96	314	41	92	16	2	10	40	47	60	4	1
Long, Garrett	.230	42	122	18	28	8	0	4	18	17	33	0	1
Lorenzana, Luis	.157	24	51	7	8	2	0	0	2	4	15	0	0
Mackowiak, Rob	.297	134	526	82	156	33	4	13	87	22	96	18	5
McConnell, Sam	.125	20	8	0	1	0	0	0	1	1	4	0	0
Patterson, Jarrod	.139	11	36	1	5	1	0	0	4	3	11	0	0
Pickford, Kevin	.286	10	7	0	2	0	0	0	0	1	1	0	0
Pointer, Corey	.154	19	39	6	6	1	1	0	4	7	18	0	0
Sanders, Tracy	.184	26	76	11	14	4	0	4	12	12	29	0	0
Skrehot, Shaun	.228	57	158	14	36	4	1	0	9	16	32	7	2
Washington, Rico	.258	135	503	74	130	22	7	8	59	55	74	4	9
Williams, Keith	.256	36	121	14	31	5	0	3	17	16	29	3	1
Wilson, Jack	.252	33	139	17	35	7	2	1	16	14	17	1	3
<b>TOTALS</b>	<b>.264</b>	<b>142</b>	<b>4764</b>	<b>682</b>	<b>1257</b>	<b>230</b>	<b>31</b>	<b>113</b>	<b>621</b>	<b>527</b>	<b>941</b>	<b>75</b>	<b>48</b>

PLAYER	W-L	ERA	G	GS	CG	SHO	SV	IP	H	R	ER	HR	BB	SO
Alvarado, Carlos	3-0	4.11	16	1	0	0	1	30.2	31	16	14	2	18	27
Anderson, Jimmy	1-0	0.00	1	1	0	0	0	9.0	7	1	0	0	1	6
Ayers, Mike	3-2	3.24	38	0	0	0	1	58.1	47	30	21	2	29	49
Beimel, Joe	1-6	4.16	10	10	1	0	0	62.2	72	38	29	8	21	28
Burton, Darren	0-0	0.00	1	0	0	0	0	1.0	0	0	0	0	0	0
Carrasco, D.J.	1-1	8.36	9	0	0	0	0	14.0	16	14	13	0	13	10
Clontz, Brad	0-0	1.93	4	0	0	0	0	4.2	4	2	1	0	1	4
Duff, Matt	0-4	3.93	47	0	0	0	6	55.0	50	31	24	1	36	61
France, Aaron	5-2	3.44	22	12	0	0	0	81.0	83	41	31	4	27	57
Grabow, John	8-7	4.33	24	24	1	0	0	145.1	145	81	70	10	65	109
Guy, Brad	4-6	3.53	54	1	0	0	7	81.2	82	35	32	3	25	37
Guzman, Wilson	10-4	3.02	18	18	3	1	0	119.1	99	49	40	6	45	77
Lankford, Derrick	0-0	0.00	2	0	0	0	0	4.0	2	0	0	0	4	2
Loiselle, Rich	0-1	5.27	13	0	0	0	2	13.2	17	9	8	1	6	18
Manzueta, Roberto	0-1	5.06	8	2	0	0	0	21.1	26	16	12	0	13	14
Marin, Jeff	0-2	4.64	17	0	0	0	0	21.1	28	16	11	2	15	16
Mattson, Rob	1-1	6.32	7	6	0	0	0	37.0	48	33	26	4	16	19
McConnell, Sam	9-2	1.61	20	13	3	1	0	106.0	83	24	19	3	26	61
O'Connor, Brian	12-4	3.76	22	22	4	0	0	129.1	120	69	54	4	61	76
Osteen, Gavin	0-0	0.00	1	0	0	0	0	1.2	1	0	0	0	2	2
Padua, Geraldo	1-6	6.97	9	9	0	0	0	41.1	59	42	32	3	20	31
Pickford, Kevin	0-5	9.97	10	4	0	0	0	21.2	38	29	24	2	14	9
Rosengren, John	2-1	7.17	22	0	0	0	3	21.1	17	17	17	1	21	24
Sak, Jim	0-1	10.80	7	0	0	0	0	5.0	2	9	6	1	13	5
Smith, Brian	3-4	0.99	22	0	0	0	12	27.1	14	6	3	0	8	23
Sparks, Steve	6-7	4.77	23	17	3	2	0	109.1	103	66	58	6	54	66
Wimberly, Larry	4-1	6.86	10	2	0	0	0	21.0	29	22	16	4	11	25
<b>TOTALS</b>	<b>74-68</b>	<b>4.06</b>	<b>142</b>	<b>142</b>	<b>16</b>	<b>8</b>	<b>32</b>	<b>1244.0</b>	<b>1223</b>	<b>696</b>	<b>561</b>	<b>67</b>	<b>565</b>	<b>856</b>



Adam Hyzdu spent two seasons with the Curve and still holds many of the franchise's hitting records.

# 2001 CURVE (63-79)

ORGANIZATION — 2018 CURVE — HISTORY \ RECORDS — EASTERN LEAGUE — PIRATES ORGANIZATION — GENERAL INFORMATION

PLAYER	AVG	G	AB	R	H	2B	3B	HR	RBI	BB	SO	SB	CS
Alvarez, Tony	.319	67	254	34	81	16	2	6	25	9	30	17	11
Barns, B.J.	.220	30	109	12	24	4	2	6	15	7	37	3	1
Bass, Jayson	.235	67	170	18	40	14	3	1	13	10	47	9	5
Brown, Adrian	.333	7	30	7	10	1	1	0	2	4	7	1	2
Bruce, Mo	.118	10	34	4	4	4	0	0	2	1	11	0	2
Burton, Darren	.288	85	299	36	86	15	2	7	32	23	62	5	5
Davis, J.J.	.250	67	228	21	57	13	3	4	26	21	79	2	1
Doumit, Ryan	.250	2	4	0	1	0	0	0	2	1	1	0	0
Evans, Lee	.248	118	428	53	106	21	8	11	48	37	116	12	5
France, Aaron	.250	7	4	0	1	0	0	0	0	0	0	0	0
Galvez, Randy	.188	15	16	2	3	0	0	1	1	0	9	0	0
Green, Scarborough	.253	27	91	10	23	1	0	0	6	6	19	10	0
Haad, Yamid	.000	1	3	0	0	0	0	0	0	0	0	0	0
Haverbusch, Kevin	.261	43	153	17	40	10	2	2	19	5	23	1	2
House, J.R.	.258	112	426	51	110	25	1	11	56	37	103	1	1
Langston, Jay	.282	28	103	9	29	3	1	0	7	2	22	0	1
Lankford, Derrick	.158	6	19	2	3	1	1	0	2	1	6	0	0
Mann, Derek	.000	1	3	0	0	0	0	0	0	0	0	0	0
Martin, Justin	.329	63	161	20	53	7	0	0	13	14	21	16	6
Meier, Dan	.256	97	312	43	80	14	4	13	38	45	80	1	1
Monahan, Shane	.296	21	71	9	21	6	1	2	10	4	12	1	2
Paz, Richard	.238	85	248	30	59	15	1	4	30	52	55	7	6
Petersen, Chris	.210	38	100	7	21	6	0	0	11	17	20	1	2
Reid, Justin	.214	17	14	3	3	0	0	0	0	1	5	0	0
Rivera, Carlos	.234	111	389	44	91	30	0	10	50	13	71	0	2
Secrist, Reed	.071	4	14	0	1	0	0	0	1	1	6	0	0
Skrehot, Shaun	.267	117	468	61	125	30	6	6	45	30	63	24	15
Smith, Brian	.000	2	1	0	0	0	0	0	0	2	1	0	0
Stoner, Mike	.252	42	135	15	34	7	1	3	21	2	21	0	3
Washington, Rico	.302	75	291	31	88	17	0	4	29	21	49	5	5
Wehner, John	.228	25	92	10	21	3	0	0	8	3	11	4	0
<b>TOTALS</b>	<b>.258</b>	<b>142</b>	<b>4760</b>	<b>557</b>	<b>1226</b>	<b>267</b>	<b>38</b>	<b>91</b>	<b>514</b>	<b>376</b>	<b>1027</b>	<b>120</b>	<b>78</b>

PLAYER	W-L	ERA	G	GS	CG	SHO	SV	IP	H	R	ER	HR	BB	SO
Alvarado, Carlos	5-7	3.36	26	10	0	0	0	83.0	74	46	31	6	29	73
Ayers, Mike	1-1	2.25	7	0	0	0	0	8.0	8	2	0	0	3	6
Bennett, Jeff	0-1	3.86	1	1	0	0	0	7.0	9	3	0	0	2	6
Burnside, Adrian	0-2	3.62	1	0	0	0	0	32.1	28	15	13	3	14	32
Burton, Darren	0-0	18.00	1	0	0	0	0	1.0	3	2	2	0	1	2
Camp, Shawn	4-0	4.24	8	3	0	0	0	23.1	25	14	11	3	8	19
Carrasco, D.J.	2-2	4.14	27	1	0	0	1	37.0	34	22	17	2	25	35
Chaney, Mike	0-0	6.75	4	0	0	0	0	9.1	18	7	7	1	2	2
Chrysler, Clint	4-3	3.28	51	0	0	0	3	49.1	52	24	18	3	12	31
Cordova, Francisco	0-0	4.15	1	0	0	0	0	4.1	6	2	2	0	1	4
Diorio, Mike	1-4	7.91	18	0	0	0	0	33.0	40	34	29	5	19	14
Donaldson, Bo	3-1	3.10	17	0	0	0	5	20.1	12	7	7	2	7	22
France, Aaron	1-2	5.68	7	5	0	0	0	25.1	36	19	16	4	10	17
Galvez, Randy	5-6	3.45	15	15	0	0	0	86.0	93	40	33	3	22	45
Garcia, Mike	2-0	0.45	18	0	0	0	4	20.0	15	1	1	0	4	15
Gonzalez, Mike	5-4	3.71	14	14	1	1	0	87.1	81	38	36	5	36	66
Grabow, John	2-5	3.38	10	10	0	0	0	50.2	30	23	19	1	39	42
Guy, Brad	3-4	4.03	28	4	0	0	4	51.1	59	32	23	3	17	30
Lopez, Jose	1-2	4.83	6	5	0	0	0	31.2	38	20	17	3	11	23
Manzueta, Roberto	1-1	5.40	12	0	0	0	0	20.0	19	13	12	0	11	14
McDade, Neal	2-5	4.05	19	9	0	0	0	73.1	85	38	33	3	24	55
Mulholland, Terry	0-2	3.86	2	2	0	0	0	2.1	5	3	1	0	1	3
Padua, Geraldo	0-1	9.69	10	0	0	0	0	13.0	17	14	14	5	6	10
Pavlovich, Tony	0-3	2.98	31	0	0	0	12	42.1	38	15	14	0	13	26
Paz, Rich	1-0	0.00	1	0	0	0	0	1.0	0	0	0	0	1	0
Phillips, Jason	0-1	10.00	6	1	0	0	0	9.0	18	11	10	0	4	4
Reid, Justin	5-5	2.54	17	16	1	1	0	110.0	104	38	31	5	14	70
Rodriguez, Frank	0-0	4.82	7	0	0	0	0	9.1	9	6	5	0	8	5
Schmidt, Jason	0-1	0.96	3	3	0	0	0	9.1	7	1	0	0	1	17
Silva, Jose	0-0	0.00	2	0	0	0	0	1.1	2	0	0	0	1	2
Smith, Brian	1-0	0.00	2	0	0	0	0	4.1	3	0	0	0	0	3
Sparks, Steve	1-4	3.76	7	6	1	0	0	38.1	31	19	16	2	25	32
Spurling, Chris	5-7	3.11	34	15	0	0	1	121.2	133	48	42	9	28	63
Wehner, John	0-1	11.57	2	0	0	0	0	2.1	5	3	3	0	1	2
Williams, David	5-2	2.61	9	8	1	0	0	58.2	45	17	17	8	12	39
Wimberly, Larry	3-2	4.17	24	7	0	0	0	69.0	75	36	32	7	18	43
<b>TOTALS</b>	<b>63-79</b>	<b>3.73</b>	<b>142</b>	<b>142</b>	<b>4</b>	<b>8</b>	<b>30</b>	<b>1245.2</b>	<b>1257</b>	<b>613</b>	<b>516</b>	<b>83</b>	<b>430</b>	<b>872</b>



PLAYER	AVG	G	AB	R	H	2B	3B	HR	RBI	BB	SO	SB	CS
Alvarez, Tony	.318	125	507	79	161	37	1	15	59	27	71	29	18
Benson, Kris	.000	1	2	0	0	0	0	0	0	2	0	0	0
Brown, Jason	.170	18	47	3	8	5	0	0	5	5	21	0	0
Burnside, Adrian	.238	33	21	2	5	0	1	0	3	0	7	0	0
Caruso, Joe	.250	47	148	19	37	5	2	3	20	8	16	3	3
Chrysler, Clint	.667	51	3	0	2	0	0	0	0	0	0	0	0
Davis, J.J.	.287	101	348	51	100	17	3	20	62	33	101	7	4
Derosso, Tony	.192	72	182	22	35	5	4	8	33	27	48	2	0
Garrett, Shawn	.290	131	489	71	142	24	8	11	73	33	88	19	6
Gonzalez, Mike	.357	16	14	1	5	0	0	0	1	0	4	0	0
Grabow, John	.133	28	15	2	2	0	1	0	1	2	4	0	0
Guy, Brad	.000	26	4	0	0	0	0	0	0	0	2	0	0
Haverbusch, Kevin	.292	35	130	18	38	7	0	5	16	4	21	4	2
House, J.R.	.264	30	91	9	24	6	0	2	11	13	21	0	0
King, Brad	.264	45	129	28	34	4	0	3	12	30	24	1	1
Lemonis, Chris	.000	6	17	1	0	0	0	0	0	2	1	1	0
Lopez, Jose	.250	11	4	1	1	0	0	0	0	0	1	0	0
McDade, Neal	.000	49	6	0	0	0	0	0	0	1	3	0	0
Meadows, Randy	.126	48	111	16	14	2	0	2	8	6	29	2	1
Meier, Dan	.245	78	237	27	58	10	2	6	33	23	66	2	3
Montgomery, Matt	-	44	0	0	0	0	0	0	0	0	0	0	0
O'Connor, Brian	.250	24	8	0	2	0	0	0	0	2	1	0	0
Pachot, John	.262	94	321	31	84	29	0	3	44	6	31	1	0
Reid, Justin	.182	25	22	2	4	0	1	0	1	6	8	0	0
Rios, Armando	.000	1	2	0	0	0	0	0	0	1	0	0	0
Rivera, Carlos	.302	128	494	67	149	28	2	22	84	27	75	1	1
Rodriguez, Victor	.293	61	188	29	55	6	0	3	20	9	20	3	0
Sefcik, Kevin	.308	126	467	69	144	32	2	2	51	44	42	12	8
Shaffar, Ben	.000	18	9	0	0	0	0	0	0	0	7	0	0
Skrehot, Shaun	.240	80	312	40	75	15	3	2	25	23	60	9	4
Spurling, Chris	.250	52	4	0	1	1	0	0	0	0	3	0	0
Vogelsohn, Ryan	.200	8	5	1	1	0	0	0	0	0	1	0	0
Washington, Rico	.223	112	359	53	80	11	3	8	34	60	66	3	4
Weichard, Paul	.000	1	1	0	0	0	0	0	0	0	1	0	0
Wimberly, Larry	.000	26	6	0	0	0	0	0	0	4	0	0	0
<b>TOTALS</b>	<b>.268</b>	<b>141</b>	<b>4703</b>	<b>642</b>	<b>1261</b>	<b>244</b>	<b>33</b>	<b>115</b>	<b>596</b>	<b>386</b>	<b>849</b>	<b>99</b>	<b>55</b>

PLAYER	W-L	ERA	G	GS	CG	SHO	SV	IP	H	R	ER	HR	BB	SO
Benson, Kris	1-0	1.29	1	1	0	0	0	7.0	5	1	1	1	0	7
Burnside, Adrian	6-9	4.55	32	23	0	0	0	130.2	120	70	66	18	67	122
Chrysler, Clint	3-2	3.97	51	0	0	0	0	56.2	55	29	25	7	21	26
Deschenes, Marc	0-0	3.00	3	0	0	0	3	3.0	3	1	1	0	0	4
Dougherty, Jim	1-1	5.06	7	0	0	0	0	10.2	13	6	6	1	7	5
Gonzalez, Mike	8-4	3.80	16	16	0	0	0	85.1	77	38	36	4	47	82
Grabow, John	8-13	5.47	28	27	1	1	0	146.1	181	94	89	10	47	97
Gravelle, Nick	0-0	18.00	1	0	0	0	0	1.0	3	2	2	1	0	0
Guy, Brad	3-2	3.17	26	5	1	1	1	76.2	87	31	27	7	16	40
Looney, Brian	0-0	1.17	4	0	0	0	0	7.2	5	1	1	1	1	3
Lopez, Jose	0-2	6.75	10	4	0	0	0	21.1	30	20	16	2	7	8
McDade, Neal	8-3	3.91	49	0	0	0	3	78.1	85	36	34	11	16	51
Meadows, Randy	0-0	0.00	1	0	0	0	0	1.1	2	0	0	0	0	0
Montgomery, Matt	3-0	4.21	44	0	0	0	3	66.1	62	32	31	3	26	50
O'Connor, Brian	5-7	5.06	24	14	1	1	0	85.1	86	50	48	6	50	53
Palma, Rick	1-1	1.80	10	0	0	0	0	10.0	12	2	2	0	3	10
Pavlovich, Tony	0-0	13.50	1	0	0	0	0	1.1	4	2	2	0	0	0
Reid, Justin	11-8	4.33	25	25	1	0	0	153.2	151	87	74	21	28	108
Shaffar, Ben	8-7	3.15	18	18	1	0	0	111.1	110	46	39	6	40	97
Spurling, Chris	4-3	2.19	51	0	0	0	20	70.0	54	18	7	8	12	60
Vogelsohn, Ryan	1-5	5.56	8	8	0	0	0	43.2	47	27	27	5	10	35
Wimberly, Larry	1-2	4.05	26	0	0	0	1	53.1	49	25	24	4	18	36
<b>TOTALS</b>	<b>72-69</b>	<b>4.19</b>	<b>141</b>	<b>141</b>	<b>5</b>	<b>9</b>	<b>34</b>	<b>1221.0</b>	<b>1241</b>	<b>618</b>	<b>568</b>	<b>116</b>	<b>416</b>	<b>894</b>



PLAYER	AVG	G	AB	R	H	2B	3B	HR	RBI	BB	SO	SB	CS
Burns, B.J.	.184	22	38	3	7	0	0	0	2	4	11	0	2
Bonifay, Josh	.285	114	386	51	110	30	0	11	56	39	106	1	4
Caruso, Joe	.196	83	224	28	44	6	0	2	29	28	43	3	1
Castillo, Jose	.287	126	498	68	143	24	6	5	66	40	81	19	10
Duffy, Chris	.273	137	494	84	135	23	6	1	42	44	78	34	12
Garrett, Shawn	.288	124	468	68	135	29	6	13	67	36	96	20	7
Heintz, Chris	.258	78	271	28	70	12	4	2	26	19	24	0	0
House, J.R.	.333	20	63	12	21	6	0	2	11	5	11	0	0
Navarrete, Ray	.256	92	285	32	73	20	1	5	35	15	40	1	5
Nicholson, Kevin	.294	114	405	63	119	31	5	7	45	41	44	8	8
Paulino, Ronny	.226	46	159	19	36	6	1	6	19	12	35	0	2
Perry, Chan	.285	109	386	46	110	24	1	7	63	28	38	4	2
Roneberg, Brett	.281	125	442	60	124	29	4	10	61	40	56	12	6
Sadler, Ray	.264	14	53	8	14	5	0	1	7	3	16	0	0
Shelton, Chris	.279	35	122	17	34	10	1	0	14	8	23	0	1
Skrehot, Shaun	.276	89	304	41	84	15	3	1	33	27	48	12	7
Snusz, Chris	.053	6	19	0	1	0	0	0	0	0	6	0	0
<b>TOTALS</b>	<b>.270</b>	<b>141</b>	<b>4739</b>	<b>636</b>	<b>1278</b>	<b>274</b>	<b>38</b>	<b>73</b>	<b>583</b>	<b>397</b>	<b>811</b>	<b>114</b>	<b>67</b>

PLAYER	W-L	ERA	G	GS	CG	SHO	SV	IP	H	R	ER	HR	BB	SO
Bennett, Jeff	4-4	2.72	33	2	0	0	1	59.2	45	22	18	2	23	62
Bonifay, Josh	0-0	9.00	1	0	0	0	0	1.0	2	1	1	0	0	0
Borner, Brady	3-2	3.96	17	0	0	0	0	25.0	24	11	11	4	10	19
Brooks, Frank	0-0	7.71	1	0	0	0	0	2.1	3	2	2	1	0	4
Burnett, Sean	14-6	3.21	27	27	2	1	0	159.2	158	60	57	2	29	86
Camp Shawn	0-2	4.34	18	0	0	0	0	29.0	26	14	14	2	11	35
Caruso, Joe	0-0	0.00	1	0	0	0	0	2.0	1	0	0	0	2	1
Chrysler, Clint	2-1	10.46	16	1	0	0	0	26.2	43	33	31	4	18	14
Connolly, Mike	7-8	3.39	25	23	0	0	0	127.1	123	55	48	10	38	90
Fordham, Tom	5-2	3.17	13	12	0	0	0	71.0	71	27	25	5	18	59
Gonzalez, Mike	0-0	1.23	5	0	0	0	1	7.1	4	1	1	1	2	10
Grabow, John	6-1	3.36	24	9	0	0	0	83.0	87	34	31	9	19	73
Guy, Brad	1-2	5.79	8	1	0	0	0	14.0	16	9	9	0	2	9
Jacobsen, Landon	9-11	2.93	27	27	1	0	0	162.2	156	60	53	11	40	80
Johnston, Mike	6-2	2.12	46	0	0	0	7	72.1	49	17	17	4	27	65
Martinez, Anastacio	0-0	2.25	3	0	0	0	0	4.0	6	1	1	1	1	1
McDade, Neal	1-6	2.72	38	0	0	0	4	72.2	75	32	22	5	18	48
Oquendo, Ian (Snell)	4-0	1.96	6	6	0	0	0	36.2	36	13	8	2	10	23
Ozias, Todd	2-2	1.62	51	0	0	0	21	61.0	47	14	11	2	17	52
Palma, Rick	6-5	3.67	35	5	0	0	0	68.2	70	35	28	3	24	61
Shaffar, Ben	1-3	4.48	13	11	0	0	0	64.1	68	38	32	3	20	50
Snell, Ian	4-0	1.96	6	6	0	0	0	36.2	36	13	8	2	10	23
Van Benschoten, John	7-6	3.69	17	17	1	0	0	90.1	95	46	37	5	34	78
<b>TOTALS</b>	<b>78-63</b>	<b>3.32</b>	<b>141</b>	<b>141</b>	<b>4</b>	<b>10</b>	<b>35</b>	<b>1240.2</b>	<b>1205</b>	<b>525</b>	<b>457</b>	<b>76</b>	<b>363</b>	<b>920</b>



PLAYER	AVG	G	AB	R	H	2B	3B	HR	RBI	BB	SO	SB	CS
Bonifaty, Josh	.277	96	343	52	95	16	0	19	76	40	96	5	1
Borner, Brady	.077	39	13	1	1	0	0	0	0	1	2	0	0
Bradley, Bobby	.250	19	12	1	3	0	0	0	1	0	4	0	0
Bullington, Bryan	.136	26	22	1	3	0	0	0	0	0	7	0	0
2 Candelario, Eddie	.000	21	3	0	0	0	0	0	0	0	1	0	0
1 Candelario, Eddie	.250	37	4	0	1	0	0	0	0	0	1	0	0
Chaves, Brandon	.222	41	108	16	24	2	3	0	15	19	20	2	0
Cockrell, Michael	.154	8	13	0	2	0	0	0	0	0	4	0	0
Connolly, Mike	.000	21	12	0	0	0	0	0	0	0	8	0	0
Cortes, Jorge	.281	37	139	17	39	8	1	0	19	13	24	0	1
Crudale, Mike	.333	23	3	0	1	0	0	0	0	0	2	0	0
De Caster, Yurendell	.279	97	330	54	92	18	1	15	42	22	78	4	2
De La Rosa, Tomas	.333	67	18	3	6	8	1	0	4	1	2	1	1
Doumit, Ryan	.262	67	221	31	58	20	1	10	34	21	49	1	1
Duffy, Chris	.309	113	453	84	140	23	6	8	41	33	77	30	8
Duke, Zach	.125	9	8	1	1	0	0	0	0	0	5	0	0
Eldred, Brad	.279	39	147	24	41	9	0	17	60	6	51	0	0
Evans, Tom	.308	33	120	25	37	9	1	4	22	18	20	4	0
Jacobsen, Landon	.100	15	10	0	1	0	0	0	0	3	3	1	0
Kerppinger, Jeff	.334	82	323	45	108	17	2	0	33	27	17	10	6
Lorraine, Andrew	.000	6	1	0	0	0	0	0	0	0	0	0	0
Lundquist, Dave	.000	15	0	0	0	0	0	0	0	0	0	0	0
McDade, Neal	.111	32	9	1	0	0	0	0	0	0	4	0	0
McLouth, Nate	.322	133	515	93	166	40	4	8	73	48	62	31	7
Mendez, Donaldo	.132	23	76	7	10	5	0	0	3	6	22	1	0
Miller, Jeff	.000	52	4	0	0	0	0	0	0	0	2	0	0
Moriarty, Mike	.303	20	66	17	20	9	0	0	6	11	13	1	0
Navarrete, Ray	.238	50	130	15	31	5	1	1	17	11	20	0	0
Nicholson, Kevin	.217	77	258	28	56	13	2	4	36	23	37	2	0
Paulino, Ronny	.285	99	369	54	105	23	2	15	60	32	62	3	2
Pena, Rodolfo	.500	1	4	0	2	0	0	0	0	0	1	0	0
2 Peterson, Matt	.000	7	2	1	0	0	0	0	0	1	2	0	0
1 Peterson, Matt	.000	26	12	1	0	0	0	0	1	2	5	0	0
Sadler, Ray	.268	120	429	61	115	25	1	1	72	23	89	16	6
Serrano, Elio	.500	45	2	2	1	0	0	0	0	0	0	0	0
Shaffar, Ben	.000	8	1	0	0	0	0	0	0	0	0	0	0
Sheldon, Scott	.183	18	60	5	11	2	0	1	9	6	14	1	0
Skrehot, Shaun	.263	67	243	33	64	12	1	0	16	15	24	5	2
Snell, Ian	.143	26	14	2	2	0	0	0	1	0	1	0	0
Snusz, Chris	.183	36	120	11	22	4	0	0	0	9	29	0	0
Stein, Blake	.000	30	1	0	0	0	0	0	0	1	0	0	0
Thomas, Gary	.226	30	93	13	21	8	2	2	8	9	14	0	0
<b>TOTALS</b>	<b>.272</b>	<b>141</b>	<b>4695</b>	<b>697</b>	<b>1279</b>	<b>270</b>	<b>28</b>	<b>135</b>	<b>656</b>	<b>400</b>	<b>871</b>	<b>115</b>	<b>39</b>

PLAYER	W-L	ERA	G	GS	CG	SHO	SV	IP	H	R	ER	HR	BB	SO
Agamenzone, Brandon	3-1	4.29	20	0	0	0	0	35.2	36	18	17	4	12	39
Alcala, Jason	1-0	0.00	0	0	0	0	0	3.1	2	0	0	0	0	3
Bimeal, Matt	1-0	12.27	3	0	0	0	0	10.2	7	5	0	0	0	5
Borner, Brady	5-6	5.47	39	0	0	0	1	100.1	120	76	61	17	30	62
Bradley, Bobby	5-4	3.11	19	19	0	0	0	101.1	85	42	35	8	41	78
Bullington, Bryan	12-7	4.10	26	26	0	0	0	145.0	160	77	66	18	47	100
2 Candelario, Eddie	0-1	4.84	21	0	0	0	2	35.1	31	21	19	5	17	34
1 Candelario, Eddie	0-4	6.13	37	4	0	0	2	72.0	76	54	49	9	40	55
Connolly, Mike	8-7	4.71	21	21	0	0	0	112.2	124	65	59	10	41	103
Crudale, Mike	1-0	5.67	23	0	0	0	0	33.1	35	23	21	5	22	24
Duke, Zach	5-1	1.58	9	9	0	0	0	51.1	41	11	2	2	10	36
Harts, Jeremy	0-2	5.28	9	0	0	0	1	15.1	12	12	9	0	13	10
Jacobsen, Landon	5-2	4.99	15	14	0	0	0	70.1	83	46	39	8	23	47
Lorraine, Andrew	0-0	0.00	6	0	0	0	0	7.1	4	0	0	0	1	7
Lundquist, Dave	3-2	5.75	15	0	0	0	0	20.1	21	13	13	2	8	15
McDade, Neal	8-1	3.36	32	7	0	0	0	85.2	70	35	32	7	26	53
Miller, Jeff	5-4	2.91	52	0	0	0	18	68.0	48	25	22	8	28	79
O'Brien, Patrick	1-0	0.00	2	0	0	0	0	4.1	1	0	0	0	3	1
2 Peterson, Matt	3-2	6.25	7	7	0	0	0	36.0	36	25	25	7	22	29
1 Peterson, Matt	9-6	4.03	26	25	0	0	0	140.2	133	69	63	18	67	119
Reid, Justin	0-1	9.00	1	1	0	0	0	3.0	4	4	3	1	3	1
Serrano, Elio	3-5	5.63	45	0	0	0	14	56.0	73	44	35	11	15	39
Shaffar, Ben	0-1	7.40	8	2	0	0	0	20.2	28	20	17	4	10	23
Sheldon, Scott	0-0	0.00	1	0	0	0	0	0.1	1	0	0	0	0	0
Snell, Ian	11-7	3.16	26	26	3	2	0	151.0	147	54	53	16	40	142
Stein, Blake	5-2	3.52	36	0	0	0	7	61.1	51	27	24	6	25	62
<b>TOTALS</b>	<b>85-56</b>	<b>4.16</b>	<b>141</b>	<b>141</b>	<b>3</b>	<b>11</b>	<b>46</b>	<b>1222.2</b>	<b>1223</b>	<b>644</b>	<b>565</b>	<b>140</b>	<b>438</b>	<b>992</b>



ORGANIZATION — 2018 CURVE — HISTORY \ RECORDS — EASTERN LEAGUE — PIRATES ORGANIZATION — GENERAL INFORMATION

**2005 CURVE (76-66)**

ORGANIZATION 2018 CURVE HISTORY RECORDS EASTERN LEAGUE PIRATES ORGANIZATION GENERAL INFORMATION

PLAYER	AVG	G	AB	R	H	2B	3B	HR	RBI	BB	SO	SB	CS
Bautista, Jose	.283	117	445	63	126	27	1	23	90	48	101	7	3
Boeve, Adam	.288	47	160	24	46	9	1	5	23	22	54	5	2
Bonifay, Josh	.282	103	376	53	106	22	3	25	77	33	110	0	1
Butler, Vic	.313	25	83	15	26	3	1	0	7	10	10	6	2
Chaves, Brandon	.215	52	172	20	37	6	2	0	8	16	38	2	2
Chiaffredo, Paul	.267	8	30	4	8	4	0	1	7	1	11	0	0
Clark, Howie	.373	31	110	15	41	3	0	2	13	19	5	2	1
Cortes, Jorge	.259	110	363	50	94	18	1	6	49	49	81	2	1
Davis, Rajai	.281	123	499	82	140	22	5	4	34	43	76	45	9
Eldred, Brad	.333	21	84	22	28	6	0	13	27	8	25	1	1
Evans, Tom	.278	99	338	62	94	24	3	15	55	51	91	8	3
Guzman, Javier	.236	68	263	27	62	9	1	3	24	10	46	8	5
Lee, Taber	.203	24	79	8	16	2	1	2	10	7	13	1	0
Lytle, Chaz	.217	6	23	3	5	1	0	0	1	1	5	2	0
Maldonado, Carlos	.252	82	278	27	70	14	0	7	34	35	63	0	1
Meath, Matt	.333	2	3	2	1	1	0	0	1	1	0	0	0
Mercedes, Victor	.326	12	43	7	14	2	1	2	6	2	5	0	0
Neuberger, Scott	.263	10	38	1	10	0	0	0	4	1	7	0	0
Paulino, Ronny	.292	43	168	24	49	6	0	6	20	15	30	3	0
Raymundo, Gregg	.232	23	56	5	13	3	0	0	2	3	12	0	0
Sadler, Ray	.244	62	209	23	51	17	2	5	23	17	54	4	4
Snusz, Chris	.258	22	66	5	17	3	0	1	1	4	13	0	0
Stansberry, Craig	.238	116	421	62	100	22	11	18	67	44	114	14	5
Thompson, Rich	.257	94	346	58	89	11	5	3	30	30	60	45	6
Wilson, Andy	.235	7	17	1	4	0	0	0	1	3	4	0	0
<b>TOTALS</b>	<b>.263</b>	<b>142</b>	<b>4801</b>	<b>671</b>	<b>1262</b>	<b>236</b>	<b>38</b>	<b>141</b>	<b>617</b>	<b>485</b>	<b>1081</b>	<b>155</b>	<b>46</b>

PLAYER	W-L	ERA	G	GS	CG	SHO	SV	IP	H	R	ER	HR	BB	SO
Borner, Brady	6-1	2.08	48	0	0	0	0	90.2	77	22	21	8	13	90
Candelario, Eddie	3-4	3.12	13	13	0	0	0	75.0	76	33	26	5	15	59
Capps, Matt	0-2	2.70	17	0	0	0	7	20.0	21	8	6	2	1	26
Connolly, Mike	5-6	3.32	15	15	1	0	0	84.0	90	35	31	4	24	60
Evans, Tom	0-0	0.00	1	0	0	0	0	0.1	1	0	0	0	0	1
Goetzlanny, Tom	8-5	3.26	23	23	1	1	0	129.2	114	50	47	6	46	124
Harts, Jeremy	1-2	8.08	29	0	0	0	0	39.0	33	42	35	4	53	46
Izquierdo, Hansel	7-5	4.51	24	17	0	0	0	103.2	104	61	52	6	41	84
Jacobsen, Landon	2-0	3.86	11	0	0	0	1	23.1	21	14	10	1	11	23
Johnson, James	5-4	3.33	31	1	0	0	1	51.1	50	25	19	4	16	54
Kaye, Justin	3-3	4.09	53	0	0	0	22	61.2	63	29	28	4	29	54
Maholm, Paul	6-2	3.20	16	16	0	0	0	81.2	73	32	29	5	26	75
Martin, Greg	0-1	16.87	3	0	0	0	0	2.2	5	5	5	0	1	0
Peterson, Matt	11-9	5.51	27	26	0	0	0	143.2	156	102	88	19	74	87
Roach, Jason	1-3	4.42	10	4	0	0	2	36.2	45	21	18	7	11	19
Sanchez, Romulo	1-0	3.60	2	2	0	0	0	10.0	11	4	4	2	4	5
Shaffar, Ben	2-3	3.44	44	0	0	0	9	73.1	73	33	28	6	26	69
Sharpless, Josh	1-0	2.89	7	0	0	0	0	9.1	6	3	3	0	3	13
Snusz, Chris	0-0	0.00	1	0	0	0	0	1.0	2	1	0	0	0	0
Stewart, Paul	6-10	4.92	26	20	0	0	0	120.2	143	78	66	19	44	76
Youman, Shane	8-6	3.92	44	5	0	0	2	101.0	102	54	44	10	48	77
<b>TOTALS</b>	<b>76-66</b>	<b>4.00</b>	<b>142</b>	<b>142</b>	<b>2</b>	<b>5</b>	<b>44</b>	<b>1258.2</b>	<b>1266</b>	<b>652</b>	<b>560</b>	<b>112</b>	<b>486</b>	<b>1042</b>



PLAYER	AVG	G	AB	R	H	2B	3B	HR	RBI	BB	SO	SB	CS
Albaladejo, Jonathan	.000	6	2	0	0	0	0	0	0	0	0	0	0
Alvarez, Rafael	.250	78	244	31	61	6	4	4	26	23	71	0	0
Bixler, Brian	.301	60	226	36	68	13	1	3	19	16	57	6	2
Boeve, Adam	.333	38	138	26	46	7	2	3	24	18	35	3	0
Borner, Brady	.000	6	3	0	0	0	0	0	0	0	0	0	0
Buttler, Vic	.292	109	411	52	120	20	14	5	51	33	53	21	3
Casey, Sean	.273	3	11	1	3	0	0	0	2	1	0	0	0
Chapman, Travis	.275	11	40	4	11	3	0	1	7	4	6	0	0
Chaves, Brandon	.228	120	377	41	86	15	3	5	52	50	76	9	1
Chiavacci, Ron	.222	6	9	0	2	0	0	0	0	0	5	0	0
Connolly, Michael	.182	9	11	2	2	0	0	0	2	3	6	0	0
Doumit, Ryan	.333	4	15	4	5	3	0	0	4	0	1	0	0
Guzman, Javier	.268	129	485	57	130	23	5	7	40	25	64	12	8
Hernandez, Chris	.200	18	5	0	1	0	0	0	0	1	3	0	0
Jacobsen, Landon	.000	7	13	1	0	0	0	0	1	1	6	0	0
Lee, Taber	.216	46	102	9	22	3	2	1	5	5	29	3	0
Lyle, Chaz	.111	5	9	1	1	0	0	0	0	0	1	0	0
Maldonado, Carlos	.278	5	18	1	5	2	0	0	0	0	6	0	0
Martinez, Octavio	.259	24	81	9	21	2	0	0	8	3	11	1	1
McCutchen, Andrew	.308	20	78	12	24	4	0	3	12	8	20	1	1
Morgan, Nyjer	.306	56	219	39	67	6	5	1	10	15	28	21	11
Parrish, David	.292	72	240	28	70	15	1	4	32	29	38	0	0
Perez, Franklin	.000	7	1	0	0	0	0	0	0	0	0	0	0
Peterson, Matt	.000	14	16	0	0	0	0	0	0	0	10	0	0
Pond, Simon	.249	128	461	64	115	32	3	13	78	59	121	3	3
Reyes, Milver	.193	49	166	9	32	4	0	0	11	6	19	0	0
Roach, Jason	.125	9	16	1	2	0	0	0	0	0	5	0	0
Rodriguez, Nerio	.000	2	3	0	0	0	0	0	0	0	0	0	0
Roneberg, Brett	.303	109	400	63	121	19	1	10	74	51	58	9	1
Sadler, Ray	.234	86	282	38	66	9	5	15	46	34	88	5	3
Shortslef, Josh	.250	4	8	0	2	0	0	0	0	0	1	0	0
Stansberry, Craig	.258	72	260	46	67	18	3	10	30	31	62	8	3
Starling, Wardell	.368	8	18	2	7	3	1	0	6	5	5	0	0
Thompson, Rich	.340	14	50	11	17	3	0	0	5	8	11	1	3
Ust, Brant	.199	55	166	14	33	3	0	4	17	13	38	0	0
Van Benschoten, John	.000	1	1	0	0	0	0	0	0	0	0	0	0
Vasquez, Jorge	.000	21	1	0	0	0	0	0	0	0	0	0	0
Walker, Neil	.161	10	31	5	5	0	0	2	3	1	4	0	0
Wells, Kip	.000	1	3	0	0	0	0	0	0	0	1	0	0
Youman, Shane	.000	7	7	0	0	0	0	0	0	0	2	0	0
<b>TOTALS</b>	<b>.262</b>	<b>139</b>	<b>4628</b>	<b>607</b>	<b>1212</b>	<b>213</b>	<b>50</b>	<b>92</b>	<b>565</b>	<b>439</b>	<b>942</b>	<b>103</b>	<b>43</b>

PLAYER	W-L	ERA	G	GS	CG	SHO	SV	IP	H	R	ER	HR	BB	SO
Albaladejo, Jonathan	1-2	4.00	18	1	0	0	1	36.0	41	18	16	4	5	27
Blackwell, Chad	0-0	7.50	4	0	0	0	0	6.0	8	5	5	0	2	6
Borner, Brady	2-0	7.11	13	0	0	0	0	19.0	28	15	15	3	6	13
Chiavacci, Ron	1-3	3.06	10	7	0	0	0	50.0	40	26	17	6	13	49
Connolly, Mike	7-8	4.98	25	24	0	0	0	121.0	117	75	67	18	53	87
Davidson, David	1-1	2.31	10	1	0	0	0	11.2	8	4	3	0	10	13
Hernandez, Chris	5-3	3.65	42	0	0	0	2	66.2	58	31	27	3	21	71
Jacobsen, Landon	14-9	3.21	26	25	1	1	0	154.0	144	64	55	8	55	80
Johnson, James	0-0	6.62	11	0	0	0	0	17.2	20	13	8	3	12	15
Knight, Brandon	2-7	2.25	51	0	0	0	27	64.0	51	19	16	6	20	86
Lorenzo, Matt	0-1	15.00	1	1	0	0	0	3.0	4	5	5	0	4	1
Moeves, Derrik	0-1	5.40	5	0	0	0	0	6.2	6	4	4	1	5	6
Neal, Blaine	2-0	1.99	29	0	0	0	0	40.2	34	13	9	2	10	46
Perez, Franklin	2-1	2.57	16	0	0	0	2	28.0	18	9	8	3	8	21
Peterson, Matt	6-6	5.03	31	17	0	0	0	112.2	115	65	63	10	47	83
Roach, Jason	6-7	3.65	17	17	0	0	0	93.2	99	47	38	11	27	50
Rodriguez, Nerio	0-2	7.07	3	3	0	0	0	14.0	15	11	11	2	6	16
Rogers, Brian	0-0	0.00	2	0	0	0	1	4.0	2	0	0	0	2	5
Rojas, Chris	0-1	4.91	3	3	0	0	0	11.0	13	8	6	0	6	10
Sanchez, Romulo	0-0	5.00	8	0	0	0	0	9.0	8	5	5	1	8	5
Sharpless, Josh	2-0	0.86	14	0	0	0	8	21.0	8	2	2	0	9	30
Shortslef, Josh	6-2	4.45	12	12	0	0	0	60.2	62	33	30	4	13	50
Starling, Wardell	6-5	2.80	15	15	1	0	0	86.2	81	36	27	6	27	42
Van Benschoten, John	1-0	3.60	1	1	0	0	0	5.0	3	2	0	0	3	3
Vasquez, Jorge	3-3	2.22	47	0	0	0	5	65.0	45	21	16	2	28	87
Wells, Kip	1-0	3.68	1	1	0	0	0	7.1	6	3	1	1	1	4
Youman, Shane	7-2	1.51	23	11	0	0	1	95.1	70	27	16	4	20	64
<b>TOTALS</b>	<b>75-64</b>	<b>3.56</b>	<b>139</b>	<b>139</b>	<b>2</b>	<b>11</b>	<b>49</b>	<b>1209.2</b>	<b>1104</b>	<b>561</b>	<b>479</b>	<b>98</b>	<b>421</b>	<b>970</b>



ORGANIZATION — 2018 CURVE — HISTORY \ RECORDS — EASTERN LEAGUE — PIRATES ORGANIZATION — GENERAL INFORMATION

# 2007 CURVE (73-68)

ORGANIZATION — 2018 CURVE — HISTORY \ RECORDS — EASTERN LEAGUE — PIRATES ORGANIZATION — GENERAL INFORMATION

PLAYER	AVG	G	AB	R	H	2B	3B	HR	RBI	BB	SO	SB	CS
Albaladejo, Jonathan	.000	6	2	0	0	0	0	0	0	0	0	0	0
Bergeron, Peter	.240	33	104	12	25	4	1	0	9	8	18	2	0
Bloom, Kyle	1.000	1	1	0	1	0	0	0	0	0	0	0	0
Boeve, Adam	.270	96	330	55	89	14	2	17	53	50	100	17	5
Bouknight, Kip	.208	14	24	4	5	0	0	0	2	2	5	1	0
Bowers, Jason	.272	113	426	56	116	27	4	8	51	51	63	16	6
Brazelton, Dewon	.000	6	9	1	0	0	0	0	0	0	0	0	0
Buttler, Vic	.274	74	263	38	72	7	4	3	24	31	26	22	9
Chaves, Brandon	.265	105	336	41	89	17	2	0	40	39	79	19	6
Corley, Brad	.256	10	39	3	10	2	0	0	4	0	6	1	0
Davidson, David	.200	14	5	0	1	0	0	0	1	0	2	0	0
Delaney, Jason	.265	65	223	25	59	10	0	7	35	38	52	0	0
Elliott, Justin	.000	3	4	0	0	0	0	0	0	0	2	0	0
Falcon, Omar	.063	8	16	1	1	0	0	0	0	0	9	0	0
Fernandez, Alex	.219	82	215	22	47	11	0	2	23	12	30	1	0
Guzman, Javier	.310	52	171	19	53	13	0	2	25	5	20	7	0
Hernandez, Chris	.000	18	1	0	0	0	0	0	0	0	1	0	0
Herrera, Yoslan	.154	9	13	0	2	0	0	0	0	0	6	0	0
Johnson, Russ	.205	13	44	8	9	2	0	3	5	7	6	2	0
Lee, Taber	.235	89	196	29	46	8	0	0	16	31	31	11	1
Maldonado, Carlos	.000	3	6	0	0	0	0	0	0	0	1	0	0
McCutchen, Andrew	.258	118	446	70	115	20	3	10	48	44	83	17	1
Meath, Matt	.273	17	33	6	9	2	0	0	0	6	9	1	0
Munoz, Luis	.100	12	20	0	2	1	0	0	0	1	11	0	0
Nannini, Mike	.500	3	2	0	1	0	0	0	0	1	0	0	0
Parrish, David	.244	46	156	18	38	9	0	3	19	10	32	0	0
Pearce, Steve	.334	81	290	57	97	27	2	14	72	33	45	7	2
Peterson, Brian	.272	83	250	30	68	14	1	3	30	27	38	0	2
Reyes, Milver	.230	27	74	2	17	4	0	0	6	5	19	0	0
Roach, Jason	.000	13	1	0	0	0	0	0	0	0	0	0	0
Roneberg, Brett	.248	77	238	38	59	10	3	8	35	32	39	8	0
Ruiz, Randy	.290	47	162	20	47	9	1	7	30	18	32	0	1
Shortslef, Josh	.125	11	16	0	2	1	0	0	1	0	6	0	0
Soler, Alay	.250	7	4	0	1	0	0	0	0	0	1	0	0
Starling, Wardell	.000	11	6	0	0	0	0	0	0	1	3	0	0
Truby, Chris	.333	7	27	4	9	1	0	0	3	1	4	0	1
Walker, Neil	.288	117	431	77	124	30	3	13	66	53	73	9	4
<b>TOTALS</b>	<b>.265</b>	<b>141</b>	<b>4582</b>	<b>636</b>	<b>1214</b>	<b>243</b>	<b>26</b>	<b>100</b>	<b>598</b>	<b>508</b>	<b>857</b>	<b>141</b>	<b>38</b>

PLAYER	W-L	ERA	G	GS	CG	SHO	SV	IP	H	R	ER	HR	BB	SO
Albaladejo, Jonathan	1-2	4.00	18	1	0	0	1	36.0	41	18	16	4	5	27
Astacio, Olivo	0-0	0.00	1	0	0	0	0	2.0	4	0	0	4	2	1
Belisario, Ronald	1-0	3.28	18	0	0	0	0	24.2	23	11	9	4	14	21
Bloom, Kyle	1-1	0.90	2	2	0	0	0	10.0	5	3	1	1	6	10
Bouknight, Kip	11-6	3.83	24	22	1	0	0	138.2	135	67	59	12	36	83
Bowers, Jason	0-0	0.00	1	0	0	0	0	1.0	1	0	0	0	0	1
Brazelton, Dewon	5-5	3.53	15	15	3	1	0	86.2	88	37	34	5	17	52
Bresnehan, Patrick	1-0	4.50	3	0	0	0	0	6.0	5	3	3	0	2	3
Crotta, Michael	0-1	10.12	1	1	0	0	0	2.2	6	7	3	0	2	0
Davidson, David	3-1	4.22	39	0	0	0	2	59.2	44	30	28	3	30	55
Hankins, Derek	0-1	12.27	1	1	0	0	0	3.2	4	6	5	1	5	2
Hernandez, Chris	6-1	2.86	42	0	0	0	4	56.2	53	19	18	4	20	55
Herrera, Yoslan	6-9	4.69	25	25	1	0	0	128.2	151	72	67	11	38	70
Munoz, Luis	12-5	3.63	25	23	1	1	0	136.1	130	63	55	11	32	89
Nannini, Mike	1-1	4.95	14	0	0	0	0	20.0	20	12	11	4	5	19
Paniagua, Jose	0-0	3.00	5	0	0	0	0	9.0	10	3	3	1	3	4
Peterson, Matt	4-2	1.98	51	0	0	0	29	63.2	50	14	14	4	27	56
Redmond, Todd	1-1	3.12	3	3	0	0	0	17.1	15	6	6	2	3	12
Reyes, Milver	0-0	0.00	1	0	0	0	0	0.1	1	0	0	0	0	0
Roach, Jason	4-3	5.00	32	2	0	0	1	63.0	76	44	35	4	28	39
Sanchez, Romulo	6-3	2.81	40	0	0	0	1	57.2	43	24	18	8	17	52
Shortslef, Josh	5-13	4.40	27	27	0	0	0	149.1	170	87	73	12	59	85
Soler, Alay	1-1	6.00	14	5	0	0	1	39.0	48	30	26	4	19	24
Starling, Wardell	3-8	6.48	32	12	1	0	1	84.2	96	64	61	5	32	51
Vaclavik, Justin	2-6	8.39	24	3	0	0	0	34.1	50	37	32	3	21	28
Williams, Brandon	0-0	10.80	2	0	0	0	0	3.1	6	4	4	0	1	2
<b>TOTALS</b>	<b>73-68</b>	<b>4.24</b>	<b>141</b>	<b>141</b>	<b>7</b>	<b>7</b>	<b>55</b>	<b>1198.1</b>	<b>1230</b>	<b>643</b>	<b>565</b>	<b>98</b>	<b>419</b>	<b>814</b>



PLAYER	AVG	G	AB	R	H	2B	3B	HR	RBI	BB	SO	SB	CS
Alvarez, Victor	.100	23	60	7	6	2	0	0	0	10	10	1	1
Boone, James	.219	96	329	36	72	12	2	10	40	39	107	2	3
Bowers, Jason	.239	97	309	40	74	20	2	5	40	21	59	12	3
Chang, Ray	.333	5	6	1	2	1	0	0	0	2	2	0	0
Corley, Brad	.262	134	500	59	131	25	3	11	49	25	106	5	9
Cruz, Luis	.264	105	375	41	99	24	1	6	46	19	34	3	3
Delaney, Jason	.292	109	367	42	107	21	3	7	43	68	77	7	2
Dorta, Melvin	.285	116	403	44	115	17	5	7	43	31	43	18	14
Doumit, Ryan	.429	3	7	0	3	0	0	0	0	0	2	0	0
Duffy, Chris	.259	18	58	7	15	5	1	1	4	6	10	1	1
Finegan, Brian	.207	31	82	8	17	3	0	2	3	3	16	3	1
Ford, Shelby	.285	81	319	43	91	23	10	4	32	20	49	19	5
Gonzalez, Angel R.	.278	29	97	10	27	5	1	1	8	1	23	2	2
Lerud, Steven	.233	47	146	17	34	7	0	4	18	14	42	1	0
Negrych, Jim	.310	25	87	10	27	5	0	0	10	11	14	5	1
Pacheco, Jonel	.288	116	416	64	120	17	0	12	52	42	82	11	4
Perez, Miguel	.281	57	171	14	48	4	0	2	22	9	32	1	1
Powell, Pedro	.148	45	81	6	12	0	0	0	4	7	15	6	1
Reyes, Milver	.187	53	150	10	28	4	0	1	7	7	31	0	0
Romak, Jamie	.208	33	120	15	25	6	0	7	23	17	32	0	0
Tabata, Jose	.348	22	89	16	31	6	2	3	13	8	18	8	0
T-Tabata, Jose	.272	101	383	56	104	15	2	6	49	34	67	18	2
Watts, Kris	.160	17	50	2	8	1	0	0	3	5	7	1	0
Webster, Anthony	.229	91	292	41	67	11	5	5	35	23	21	10	6
Wilson, Jack	.316	7	19	1	6	0	0	0	0	4	2	1	0
<b>TOTALS</b>	<b>.255</b>	<b>142</b>	<b>4640</b>	<b>539</b>	<b>1182</b>	<b>221</b>	<b>35</b>	<b>88</b>	<b>499</b>	<b>397</b>	<b>876</b>	<b>117</b>	<b>57</b>

PLAYER	W-L	ERA	G	GS	CG	SHO	SV	IP	H	R	ER	HR	BB	SO
Antelo, Derek	0-0	10.80	9	1	0	0	0	10.0	15	15	12	2	12	5
Barthmaier, Jimmy	2-4	4.86	10	10	0	0	0	46.1	42	27	25	3	21	40
Belisario, Ronald	4-4	4.74	38	0	0	0	9	57.0	63	31	30	5	25	36
Bloom, Kyle	5-8	4.19	28	22	1	0	0	109.2	103	57	51	9	55	93
Bowers, Jason	0-0	0.00	1	0	0	0	0	0.1	0	0	0	0	1	0
Bresnehan, Pat	0-1	4.29	38	0	0	0	6	50.1	44	32	24	1	50	40
Capps, Matt	0-0	0.00	3	0	0	0	0	3.0	0	0	0	0	1	5
Castorri, Christian	1-3	6.66	23	5	0	0	2	51.1	70	39	38	7	22	23
Davidson, David	4-2	3.34	35	0	0	0	0	64.2	58	27	24	3	36	51
Guerrero, Emilis	0-0	6.75	1	0	0	0	0	1.1	2	1	1	0	1	1
Hamman, Corey	5-6	3.18	16	13	0	0	0	70.2	69	30	25	7	19	44
Hankins, Derek	2-11	4.54	24	23	0	0	0	119.0	135	68	60	14	26	89
Hernandez, Chris	4-0	2.61	14	0	0	0	4	20.2	15	6	6	1	3	23
Herrera, Yoslan	6-9	3.46	21	21	0	0	0	114.1	114	51	44	9	36	69
Hill, Joshua	4-11	4.53	22	21	0	0	0	111.1	119	68	56	12	48	65
Holliday, Brian	1-1	6.91	3	3	1	0	0	14.1	24	13	11	2	4	8
Hughes, Jared	2-2	4.94	6	6	0	0	0	31.0	35	19	17	4	16	18
Johnson, Blair	1-0	10.00	7	0	0	0	0	9.0	16	10	10	3	4	3
Mateo, Juan	7-1	2.12	32	0	0	0	5	68.0	50	22	16	5	17	58
Meek, Evan	1-1	2.81	9	0	0	0	2	16.0	14	5	5	0	3	17
Munoz, Luis	1-4	7.34	7	7	0	0	0	30.2	41	25	25	4	16	14
Pearson, Kyle	0-0	7.00	5	0	0	0	0	9.0	14	7	7	2	4	4
Reichert, Dan	3-4	4.65	9	9	0	0	0	50.1	48	28	26	5	25	31
Reyes, Milver	0-0	36.00	1	0	0	0	0	1.0	4	4	4	2	0	1
Roberts, Kevin	1-1	7.56	13	0	0	0	0	16.2	14	16	14	2	15	9
Robles, Moises	1-1	6.27	13	0	0	0	0	18.2	28	16	13	2	5	10
Rogers, Brian	2-0	0.60	7	0	0	0	0	15.0	9	1	1	0	3	13
Shortslef, Josh	5-2	3.47	29	1	0	0	3	62.1	59	29	24	3	25	51
Sues, Jeff	3-1	3.77	24	0	0	0	1	43.0	35	19	18	3	20	55
<b>TOTALS</b>	<b>65-77</b>	<b>4.35</b>	<b>142</b>	<b>142</b>	<b>2</b>	<b>6</b>	<b>32</b>	<b>1215.0</b>	<b>1240</b>	<b>666</b>	<b>587</b>	<b>110</b>	<b>513</b>	<b>876</b>



**2009 CURVE (62-80)**

ORGANIZATION 2018 CURVE HISTORY RECORDS EASTERN LEAGUE PIRATES ORGANIZATION GENERAL INFORMATION

PLAYER	AVG	G	AB	R	H	2B	3B	HR	RBI	BB	SO	SB	CS
Alvarez, Pedro	.333	60	222	42	74	18	0	13	40	34	59	1	0
Boone, James	.179	43	123	11	22	5	0	1	10	7	29	2	0
Chang, Ray	.291	41	127	22	37	14	0	2	19	15	16	1	2
Corley, Brad	.221	31	104	14	23	6	1	4	14	4	25	0	1
Corsaletti, Jeff	.230	89	278	31	64	14	3	2	23	50	33	6	3
Delaney, Jason	.271	125	435	49	118	25	5	7	65	57	90	1	3
Durham, Miles	.275	65	240	31	66	17	2	5	34	20	57	8	2
Ford, Shelby	.233	29	103	12	24	6	0	2	17	12	18	2	0
Friday, Brian	.265	110	407	48	108	22	3	7	46	51	69	7	5
Gimenez, Hector	.286	41	133	16	38	6	1	6	18	6	22	2	1
Gonzalez, Angel R.	.192	66	172	17	33	6	1	1	14	14	37	2	1
Hernandez, Gorkys	.262	86	344	45	90	14	2	3	31	24	76	9	8
Lerud, Steven	.240	95	304	31	73	17	0	4	26	38	53	2	1
Lopez, Pedro	.263	53	190	24	50	3	1	3	16	13	20	1	3
Machado, Anderson	.185	28	81	9	15	4	1	0	2	14	21	4	1
Negrych, Jim	.272	93	323	51	88	18	1	3	30	45	37	8	1
Pacheco, Jonel	.275	122	432	58	119	24	2	14	58	27	89	15	12
Perez, Miguel	.262	30	84	14	22	5	0	2	12	8	21	0	0
Prasch, Eddie	.294	8	17	4	5	0	0	0	0	0	4	0	0
Reyes, Milver	.282	14	39	4	11	5	0	0	3	4	9	0	0
Romak, Jamie	.175	64	211	12	37	12	0	5	24	18	66	1	0
Tabata, Jose	.303	61	228	31	69	15	1	2	25	20	25	7	6
<b>TOTALS</b>	<b>.256</b>	<b>142</b>	<b>4676</b>	<b>580</b>	<b>1195</b>	<b>257</b>	<b>24</b>	<b>87</b>	<b>530</b>	<b>485</b>	<b>916</b>	<b>79</b>	<b>50</b>

PLAYER	W-L	ERA	G	GS	CG	SHO	SV	IP	H	R	ER	HR	BB	SO
Agüero, Ramon	0-2	2.84	8	0	0	0	4	12.2	8	4	4	0	6	13
Alderson, Tim	3-1	4.66	7	7	0	0	0	38.2	39	23	20	4	13	18
T-Alderson, Tim	9-2	3.88	20	20	0	0	0	111.1	115	54	48	9	27	64
Bloom, Kyle	6-9	4.05	22	21	0	0	0	104.1	92	60	47	3	57	71
Castorri, Christian	1-1	17.36	5	0	0	0	0	4.2	12	10	9	1	3	3
Chang, Ray	0-0	0.00	1	0	0	0	0	1.0	0	0	0	0	0	0
Corley, Brad	0-0	0.00	1	0	0	0	0	1.0	0	0	0	0	1	1
Crotta, Michael	7-8	4.76	27	27	0	0	0	143.2	181	90	76	7	33	97
Dubee, Michael	3-0	2.91	26	0	0	0	1	34.0	39	21	11	5	10	28
Dumtraite, Phil	0-1	11.25	1	1	0	0	0	4.0	9	5	5	0	0	4
Hamman, Corey	0-3	3.68	29	0	0	0	1	29.1	28	15	12	1	8	21
Hankins, Derek	3-4	4.42	19	9	0	0	1	71.1	70	40	35	6	26	66
Herrera, Yoslan	11-1	3.23	23	15	0	0	0	97.2	98	39	35	5	33	65
Herron, Tyler	0-2	4.50	8	4	0	0	0	26.0	30	13	13	1	15	18
Hill, Josh	0-1	5.45	22	0	0	0	0	34.2	41	24	21	4	11	21
Holdzkorn, Lincoln	0-1	0.00	14	0	0	0	0	17.0	15	7	0	1	10	10
Hughes, Jared	1-6	3.88	17	7	0	0	3	46.1	55	31	20	1	16	36
Krebs, Eric	2-4	4.86	10	0	0	0	0	16.2	11	12	9	1	17	15
Lincoln, Brad	1-5	2.28	13	13	1	1	0	75.0	63	22	19	4	18	65
Machi, Jean	2-3	2.08	28	0	0	0	6	34.2	28	12	8	2	13	25
Mateo, Juan	0-0	0.00	1	0	0	0	0	1.0	1	0	0	0	0	1
Malleken, Dustin	1-1	4.62	18	0	0	0	1	37.0	37	21	19	5	16	26
Moskos, Danny	11-10	3.74	27	25	1	0	0	149.0	159	75	62	11	58	77
Nestor, Scott	2-3	5.31	33	0	0	0	10	42.1	35	26	25	7	29	47
T-Nestor, Scott	2-3	5.83	36	0	0	0	10	46.1	38	31	30	8	35	51
Newsom, Randy	2-1	17.36	5	0	0	0	0	4.2	8	9	9	1	6	2
T-Newsom, Randy	4-1	6.75	13	0	0	0	1	16.0	14	13	12	1	13	5
Nottingham, Shawn	0-1	8.37	26	0	0	0	0	23.2	34	22	22	1	19	22
Robles, Moises	1-0	6.48	6	0	0	0	0	8.1	12	6	6	3	2	7
Smith, Sean	3-3	2.95	22	3	1	1	7	61.0	48	23	20	4	23	53
Sues, Jeff	2-6	4.46	40	0	0	0	2	78.2	66	43	39	7	37	74
Veal, Donald	0-0	1.35	7	5	0	0	0	13.1	5	2	2	0	10	18
Watson, Tony	0-3	8.22	5	5	0	0	0	15.1	22	18	14	2	11	14
<b>TOTALS</b>	<b>62-80</b>	<b>4.11</b>	<b>142</b>	<b>142</b>	<b>3</b>	<b>10</b>	<b>36</b>	<b>1227.0</b>	<b>1246</b>	<b>673</b>	<b>560</b>	<b>87</b>	<b>501</b>	<b>918</b>

**CURVE FUTURES GAME PARTICIPANTS**

Since their first season in 1999, the Curve have sent at least one player to the MLB All-Star Futures Game in all but five of the 19 years. A complete list is below.

<b>1999 (Boston)</b> .....	Yamid Haad, C	<b>2008 (New York, NL)</b> .....	None
<b>2000 (Atlanta)</b> .....	None	<b>2009 (St. Louis)</b> .....	Pedro Alvarez, 3B
<b>2001 (Seattle)</b> .....	J.R. House, C	<b>2010 (Los Angeles, AL)</b> .....	Gorkys Hernandez, OF
<b>2002 (Milwaukee)</b> .....	Tony Alvarez, OF	.....	Bryan Morris, RHP
<b>2003 (Chicago, AL)</b> .....	Jose Castillo, 2B	<b>2011 (Arizona)</b> .....	Starling Marte, OF
.....	John Van Benschoten, RHP	<b>2012 (Kansas City)</b> .....	Gerrit Cole, RHP
<b>2004 (Houston)</b> .....	Bryan Bullington, RHP	<b>2013 (New York, NL)</b> .....	Gregory Polanco, OF
.....	Jorge Cortes, OF	<b>2014 (Minnesota)</b> .....	None
<b>2005 (Detroit)</b> .....	Jose Bautista, 3B	<b>2015 (Cincinnati)</b> .....	Josh Bell, 1B
.....	Paul Maholm, LHP	<b>2016 (San Diego)</b> .....	Dovydas Neverauskas, RHP
<b>2006 (Pittsburgh)</b> .....	None	<b>2017 (Miami)</b> .....	None
<b>2007 (San Francisco)</b> .....	Steven Pearce, 1B		

PLAYER	AVG	G	AB	R	H	2B	3B	HR	RBI	BB	SO	SB	CS
Chen, Yung-Chi	.238	32	105	11	25	5	1	1	14	8	17	2	0
d'Arnaud, Chase	.247	132	530	91	131	33	9	6	48	56	102	33	7
de los Santos, Jose	.200	54	150	15	30	4	0	0	12	5	35	9	3
Durham, Miles	.259	136	483	64	125	27	6	10	69	52	139	9	9
Ford, Shelby	.245	56	151	16	37	8	1	4	16	6	39	4	0
Gimenez, Hector	.305	94	338	49	103	29	0	16	72	46	72	6	1
Hague, Matt	.295	135	509	90	150	30	0	15	86	61	62	3	6
Harrison, Josh	.300	135	520	74	156	33	3	4	75	32	52	19	7
Hernandez, Gorkys	.266	92	368	45	98	11	4	2	26	33	95	17	3
Jones, Brandon	.245	31	110	10	27	5	0	1	7	13	17	0	0
Lambo, Andrew	.275	26	91	12	25	1	0	2	10	9	30	0	0
Mercer, Jordy	.282	126	485	67	137	31	2	3	65	31	69	7	1
Negrych, Jim	.274	75	230	33	63	11	3	1	35	31	45	2	5
Norman, Anthony	.220	71	191	28	42	8	2	4	20	28	49	4	2
Presley, Alex	.350	67	246	42	86	13	7	6	47	19	33	5	1
Skelton, James	.250	4	4	1	1	0	0	0	0	0	2	0	0
Watts, Kris	.266	56	173	26	46	13	0	4	19	31	22	0	0
<b>TOTALS</b>	<b>.268</b>	<b>142</b>	<b>4835</b>	<b>688</b>	<b>1294</b>	<b>268</b>	<b>38</b>	<b>80</b>	<b>627</b>	<b>475</b>	<b>960</b>	<b>120</b>	<b>45</b>

PLAYER	W-L	ERA	G	GS	CG	SHO	SV	IP	H	R	ER	HR	BB	SO
Agüero, Ramon	2-5	8.68	17	0	0	0	2	18.2	27	18	18	1	14	17
Alderson, Tim	7-6	5.62	18	18	0	0	0	89.2	112	60	56	10	27	59
1 Barthmaier, Jimmy	0-0	12.00	5	0	0	0	0	3.0	6	5	4	0	5	2
Boleska, Tom	1-1	2.73	12	0	0	0	3	26.1	25	10	8	2	8	18
Claggett, Anthony	0-0	3.00	12	0	0	0	0	15.0	15	5	5	0	5	13
Colla, Michael	2-0	3.10	13	0	0	0	1	29.0	27	11	10	5	8	23
Crotta, Mike	2-0	1.78	4	4	0	0	0	25.1	14	5	5	0	3	16
Dubee, Michael	6-2	2.24	45	0	0	0	5	76.1	62	23	19	4	19	68
Duke, Zach	0-0	2.57	2	2	0	0	0	7.0	5	2	2	1	1	1
Hamman, Corey	0-0	18.00	9	0	0	0	0	9.0	15	18	18	4	9	6
Hankins, Derek	5-5	2.83	34	7	1	0	7	101.2	88	36	32	7	30	68
Hansen, Craig	0-0	0.00	1	0	0	0	0	2.0	0	0	0	0	2	0
Hughes, Jared	12-8	4.42	30	23	0	0	0	150.2	166	93	74	15	41	120
Locke, Jeff	3-2	3.59	10	10	0	0	0	57.2	57	24	23	5	12	56
Malleken, Dustin	4-4	4.15	31	0	0	0	0	60.2	55	30	28	3	21	62
Moreno, Diego	0-0	7.04	7	0	0	0	2	7.2	10	6	6	1	3	12
Morris, Bryan	6-4	4.25	19	16	0	0	0	89.0	87	45	42	9	31	84
Moskos, Daniel	3-1	1.52	37	0	0	0	21	41.1	26	10	7	0	16	43
Ohlendorf, Ross	0-0	0.00	1	1	0	0	0	4.0	3	0	0	0	1	6
Owens, Rudy	12-6	2.46	26	26	0	0	0	150.0	124	46	41	11	23	132
Sues, Jeff	0-2	3.86	19	0	0	0	4	25.2	28	12	11	3	12	19
Taschner, Jack	0-0	4.50	2	0	0	0	0	2.0	2	1	1	0	1	2
1-Uviedo, Ronald	0-2	3.22	16	0	0	0	0	22.1	13	8	8	3	12	28
Watson, Tony	6-4	2.67	34	9	0	0	2	111.1	82	33	33	11	24	105
Wilson, Justin	11-8	3.09	27	26	0	0	0	142.2	109	59	49	4	71	134
<b>TOTALS</b>	<b>82-60</b>	<b>3.55</b>	<b>142</b>	<b>142</b>	<b>0</b>	<b>0</b>	<b>47</b>	<b>1268.0</b>	<b>1158</b>	<b>560</b>	<b>500</b>	<b>99</b>	<b>399</b>	<b>1094</b>



# 2011 CURVE (64-77)

ORGANIZATION — 2018 CURVE

PLAYER	AVG	G	AB	R	H	2B	3B	HR	RBI	BB	SO	SB	CS
Chalk, Brad	.244	97	266	23	65	7	5	0	36	26	45	4	1
Curry, Matt	.242	87	302	38	73	16	3	6	39	33	90	1	1
Durham, Miles	.204	45	157	18	32	10	1	2	19	15	52	4	1
Farrell, Jeremy	.260	88	312	40	81	18	1	5	38	29	78	4	1
Ford, Shelby	.194	20	62	5	12	1	0	1	6	1	19	0	1
Fryer, Eric	.345	37	113	24	39	4	2	5	16	16	21	1	0
Hernandez, Jose	.165	40	91	6	15	4	1	1	10	5	36	0	1
Holt, Brock	.288	132	511	62	147	30	9	1	40	50	85	18	10
Lambo, Andrew	.274	69	252	35	69	17	0	8	41	26	59	4	3
Latimore, Quincy	.239	128	457	52	109	32	1	15	59	33	140	7	8
Marte, Starling	.332	129	536	91	178	38	8	12	50	22	100	24	12
Mercer, Jordy	.268	72	265	40	71	17	1	13	48	23	35	6	3
Norman, Anthony	.282	29	71	12	20	3	4	0	9	7	16	2	1
Picart, Greg	.218	56	170	14	37	2	2	1	14	15	35	3	2
Rodriguez, Josh	.267	57	225	24	60	3	0	5	19	18	41	3	1
Sanchez, Tony	.241	118	402	46	97	14	1	5	44	47	76	5	5
Sanchez, Yunesky	.299	42	134	13	40	6	0	2	18	6	18	0	1
Scott, Travis	.091	10	33	2	3	0	1	0	2	1	10	0	0
Watts, Kris	.232	71	194	24	45	9	0	3	14	30	37	0	0
<b>TOTALS</b>	<b>.258</b>	<b>141</b>	<b>4673</b>	<b>574</b>	<b>1204</b>	<b>231</b>	<b>39</b>	<b>85</b>	<b>525</b>	<b>407</b>	<b>1052</b>	<b>86</b>	<b>52</b>

HISTORY \ RECORDS

PLAYER	W-L	ERA	G	GS	CG	SHO	SV	IP	H	R	ER	HR	BB	SO
Alderson, Tim	0-4	4.12	42	1	0	0	0	74.1	70	39	34	6	27	57
Beimel, Joe	0-0	0.00	4	2	0	0	0	3.1	2	0	0	0	1	1
Boleska, Tom	1-1	5.40	12	0	0	0	0	16.2	14	10	10	0	12	11
Claggett, Anthony	5-5	3.75	42	0	0	0	2	62.1	46	26	26	6	32	36
Colla, Mike	5-11	3.70	29	23	0	0	0	133.2	117	58	55	20	39	109
Cox, Tyler	1-0	0.00	1	0	0	0	0	1.0	1	0	0	0	0	1
Crotta, Mike	0-0	0.00	1	0	0	0	0	1.0	1	0	0	0	0	1
Dubee, Michael	2-6	3.27	43	0	0	0	6	63.1	72	26	23	2	16	50
Hernandez, Jose	0-0	0.00	1	0	0	0	0	1.0	0	0	0	0	0	3
Hughes, Jared	3-4	4.09	13	11	0	0	0	61.2	62	31	28	2	18	33
Irwin, Phil	8-4	3.81	15	14	0	0	0	87.1	91	42	37	9	10	69
Krol, Noah	3-5	4.45	54	0	0	0	24	54.2	62	30	27	2	19	28
Leach, Brian	0-0	9.00	10	0	0	0	0	15.0	14	15	15	0	15	7
Leroux, Chris	1-2	2.57	5	0	0	0	0	7.0	9	5	2	2	0	6
Locke, Jeff	7-8	4.03	23	22	0	0	0	125	118	68	56	9	46	114
Loree, Mike	0-0	1.17	4	0	0	0	0	7.2	6	1	1	0	3	11
McPherson, Kyle	8-5	3.02	16	16	0	0	0	89.1	75	34	30	7	21	82
McSwain, Matt	2-0	3.76	32	2	0	0	0	67.0	70	29	28	11	17	29
Moreno, Diego	0-0	4.91	7	0	0	0	0	11.0	10	6	6	1	3	14
Morris, Bryan	3-4	3.35	35	6	0	0	3	78.0	72	34	29	2	33	64
Ohlendorf, Ross	0-0	3.86	1	1	0	0	0	4.2	5	2	2	1	1	3
Pribanic, Aaron	10-9	3.88	28	27	1	1	0	153.0	169	69	66	13	28	71
Sinkbeil, Brett	0-1	4.03	4	4	0	0	0	22.1	29	16	10	3	2	23
Thompson, Aaron	4-7	5.16	28	12	0	0	0	83.2	100	55	48	6	20	51
Veal, Donnie	0-1	7.71	4	0	0	0	0	4.2	9	4	4	3	0	3
Welker, Duke	1-0	5.40	8	0	0	0	0	10.0	11	7	6	0	1	9
<b>TOTALS</b>	<b>64-77</b>	<b>3.95</b>	<b>141</b>	<b>141</b>	<b>1</b>	<b>11</b>	<b>35</b>	<b>1238.2</b>	<b>1225</b>	<b>607</b>	<b>543</b>	<b>105</b>	<b>364</b>	<b>886</b>

EASTERN LEAGUE — PIRATES ORGANIZATION

## GRAND SLAM SPECIALS

Listed below is every single grand slam that has been hit in the 19-year history of the Altoona Curve franchise.

Kevin Haverbusch.....4/13/99 @HAR	Chan Perry .....7/18/03 @ ERI	Shelby Ford .....8/8/09 @ NHM
Steve Bieser.....6/3/99 @BNG	Ray Sadler .....5/14/04 vs. AKR	Miles Durham.....7/26/10 @ ERI
Alex Hernandez.....6/15/99 vs. BNG	Josh Bonifay.....6/5/04 @ AKR	Andrew Lambo.....8/27/12 vs. AKR
Adam Hyzdu.....6/25/99 @ NBR	Ray Sadler .....6/12/04 @ RDG	Alex Dickerson.....6/2/13 @ POR
Craig Wilson.....7/4/99 @ERI	Brad Eldred .....8/15/04 @ RDG	Stetson Allie.....4/23/14 vs. HAR
Kory DeHaan.....7/15/99 @ RDG	Brad Eldred .....8/23/04 @ ERI	Keon Broxton.....4/24/15 @ ERI
Rob Mackowiak.....5/21/00 vs. NBR	Carlos Maldonado.....4/27/05 @ ERI	Stetson Allie.....7/21/15 vs. ERI (1)
Rob Mackowiak.....6/15/00 @ BOW	Brad Eldred .....4/29/05 vs. TRN	Barrett Barnes.....9/9/15 vs. BOW
Rob Mackowiak.....6/21/00 @ ERI	Rich Thompson .....8/22/05 @ BOW	Jonathan Schwind.....8/17/16 @ POR
Adam Hyzdu.....7/15/00 @ NOR	Brett Roneberg .....5/12/06 vs. BNG	
Tracy Sanders.....8/28/00 @ RDG	Vic Buttler .....5/17/06 vs. RDG	
Lee Evans.....6/10/01 vs. RDG	Ray Sadler .....6/6/06 @ POR	
Tony Alvarez.....6/10/01 vs. RDG	Brett Roneberg .....7/29/06 @ CON	
Tony Deroso.....5/6/02 @ RDG	Steven Pearce.....6/13/07 vs. NBR	
Tony Deroso.....7/14/02 @ AKR	Neil Walker.....6/28/07 vs. TRN	
Shawn Garrett.....8/9/02 vs. HAR	Anthony Webster.....7/11/08 @ ERI	

GENERAL INFORMATION

PLAYER	AVG	G	AB	R	H	2B	3B	HR	RBI	BB	SO	SB	CS
Brown, Kelson	.290	56	138	20	40	6	1	2	19	13	23	3	2
Cabrera, Ramon	.276	112	384	47	106	22	2	3	50	39	44	0	3
Chambers, Evan	.182	31	77	12	14	2	1	1	9	8	29	1	2
Cunningham, Jarek	.217	105	359	43	78	19	3	6	45	37	111	3	3
Curry, Matt	.285	111	396	53	113	34	5	11	76	44	107	4	4
Cutler, Charlie	.296	55	152	25	45	7	3	2	19	21	17	1	0
Durham, Miles	.259	40	135	22	35	11	2	2	14	13	33	6	3
Farrell, Jeremy	.221	98	298	32	66	15	1	4	25	31	83	3	3
Gonzalez, Elevys	.196	50	148	10	29	6	1	2	15	14	42	1	3
Grossman, Robbie	.266	95	350	59	93	20	4	7	36	59	78	9	10
Holt, Brock	.322	102	382	52	123	24	6	2	43	40	51	11	11
Lambo, Andrew	.250	26	92	13	23	3	1	4	16	14	19	0	1
Latimore, Quincy	.252	126	413	52	104	24	3	15	71	38	105	10	8
Maggi, Drew	.218	52	179	28	39	4	2	0	9	18	41	5	2
Marrero, Christian	.200	5	15	2	3	0	0	1	3	0	6	0	0
Norman, Anthony	.186	27	59	8	11	1	2	0	3	5	16	1	0
Nunez, Gustavo	.227	7	22	2	5	1	0	0	3	2	4	1	1
Perez, Miguel	.250	1	4	0	1	0	0	0	1	0	2	0	0
Picart, Greg	.211	15	19	3	4	0	0	0	0	3	1	1	0
Sanchez, Tony	.277	40	141	22	39	14	1	0	17	18	33	1	1
Stallings, Jacob	1.000	1	1	0	1	0	0	0	0	0	0	0	0
Tejeda, Oscar	.242	54	198	23	48	13	1	3	28	15	42	3	0
T-Tejeda, Oscar	.253	105	400	41	101	25	1	8	59	24	83	5	1
Vasquez, Andy	.250	2	4	1	1	1	0	0	1	0	1	0	0
Welch, Stefan	.266	67	214	34	57	12	1	5	27	31	59	3	1
<b>TOTALS</b>	<b>.259</b>	<b>142</b>	<b>4510</b>	<b>605</b>	<b>1170</b>	<b>254</b>	<b>42</b>	<b>72</b>	<b>561</b>	<b>500</b>	<b>1019</b>	<b>84</b>	<b>66</b>

PLAYER	W-L	ERA	G	GS	CG	SHO	SV	IP	H	R	ER	HR	BB	SO
Alderson, Tim	5-4	4.25	26	11	0	0	3	84.2	89	45	40	7	26	62
Baker, Nathan	4-7	4.94	32	13	0	0	1	105.2	100	67	58	9	57	77
Beckman, Ryan	0-0	0.00	1	0	0	0	0	0.1	1	0	0	0	1	1
Black, Vic	2-3	1.65	51	0	0	0	13	60.0	40	14	11	2	29	85
Cofield, Kyle	0-1	5.28	11	0	0	0	1	15.1	13	10	9	3	4	15
Cole, Gerrit	3-6	2.90	12	12	0	0	0	59.0	54	28	19	2	23	60
Colla, Mike	5-6	3.75	37	10	0	0	2	96.0	96	49	40	11	27	75
Cruz, Juan	0-0	13.50	2	2	0	0	0	1.1	5	2	2	0	0	2
Cumpton, Brandon	12-11	3.84	27	27	0	0	0	152.1	149	72	65	9	46	88
Foster, Zach	0-1	13.50	1	0	0	0	0	2.2	3	4	4	0	2	1
Harvey, Kris	0-3	3.29	31	0	0	0	2	54.2	52	26	20	4	27	45
Inman, Jeff	2-2	3.83	30	1	0	0	3	51.2	45	22	22	2	19	36
Irwin, Phil	4-7	2.93	18	16	3	1	0	104.1	97	39	34	7	17	83
Johnson, Kris	3-2	2.09	15	9	0	0	1	56.0	50	19	13	3	24	42
Kaminska, Kyle	1-0	3.00	4	1	0	0	0	12.0	13	4	4	0	0	11
Karstens, Jeff	1-0	0.90	2	2	0	0	0	10.0	8	1	1	0	1	6
Kensing, Logan	2-0	4.58	12	0	0	0	1	17.2	18	11	9	1	6	14
Maggi, Drew	0-0	0.00	1	0	0	0	0	0.1	0	0	0	0	0	0
Martis, Shairon	6-2	4.56	11	8	0	0	0	53.1	45	27	27	7	19	30
McPherson, Kyle	3-5	4.07	9	9	0	0	0	48.2	54	26	22	5	5	46
McSwain, Matt	4-2	4.88	19	6	0	0	0	55.1	66	35	30	2	27	41
Poreda, Aaron	2-0	2.25	3	3	0	0	0	16.0	12	6	4	0	11	11
Pribanic, Aaron	0-2	7.36	3	3	0	0	0	11.0	17	11	9	1	11	6
Ramos, Jhonathan	2-1	2.61	13	0	0	0	0	20.2	19	6	6	2	6	14
Strickland, Hunter	2-2	4.46	23	0	0	0	2	42.1	50	23	21	5	15	33
Taillon, Jameson	3-0	1.59	3	3	0	0	0	17.0	11	3	3	0	1	18
Townsend, Jason	2-0	0.00	3	0	0	0	0	10.1	10	0	0	0	4	3
Turgeon, Erik	1-0	0.00	1	0	0	0	0	2.0	0	0	0	0	1	0
T-Turgeon, Erik	2-3	6.84	18	0	0	0	0	26.1	43	25	20	5	13	22
Waldron, Tyler	1-2	4.05	6	6	0	0	0	26.2	26	12	12	3	11	15
Welker, Duke	2-1	2.31	15	0	0	0	5	23.1	19	7	6	0	7	19
<b>TOTALS</b>	<b>72-70</b>	<b>3.64</b>	<b>142</b>	<b>142</b>	<b>3</b>	<b>9</b>	<b>34</b>	<b>1210.2</b>	<b>1162</b>	<b>569</b>	<b>491</b>	<b>85</b>	<b>427</b>	<b>939</b>



# 2013 CURVE (63-79)

ORGANIZATION 2018 CURVE

HISTORY RECORDS

EASTERN LEAGUE

PIRATES ORGANIZATION

GENERAL INFORMATION

PLAYER	AVG	G	AB	R	H	2B	3B	HR	RBI	BB	SO	SB	CS
Brown, Kelson	.192	53	104	13	20	3	0	0	5	12	16	4	1
Cunningham, Jarek	.216	131	468	53	101	18	4	19	49	30	127	12	6
Curry, Matt	.248	26	105	11	26	4	0	4	16	5	35	2	0
Cutler, Charlie	.298	86	255	32	76	16	3	3	26	39	37	3	0
d'Arnaud, Chase	.143	4	14	1	2	0	0	0	0	1	1	1	0
Dickerson, Alex	.28	126	451	61	130	36	3	17	68	27	89	10	7
Hanson, Alen	.255	35	137	13	35	4	5	1	10	8	26	6	2
Howard, Justin	.314	98	283	40	89	15	1	8	38	38	62	7	6
Lambo, Andrew	.291	58	220	35	6	9	4	14	46	20	60	6	1
Maggi, Drew	.254	95	264	38	67	14	2	1	25	27	49	18	6
Ngoepe, Gift	.177	72	220	29	39	10	2	3	16	28	82	10	3
Paulino, Carlos	.220	99	323	23	71	9	4	0	38	28	48	5	1
Perez, Miguel	.143	4	7	1	1	0	0	0	0	0	1	0	0
Polanco, Gregory	.263	68	243	36	64	13	2	6	41	36	36	13	7
Rojas Jr., Mel	.274	120	446	57	122	28	9	5	41	38	100	14	8
Sanchez, Tony	.176	4	17	2	3	1	0	0	0	0	3	0	0
Santos, Adalberto	.281	118	409	62	115	23	1	6	47	59	70	21	8
Snider, Travis	.333	2	6	1	2	0	0	0	0	0	0	0	0
Solis, Ali	.164	20	61	7	10	3	0	0	1	3	17	2	0
Tejeda, Oscar	.262	29	84	10	22	2	0	2	12	5	18	0	0
Vasquez, Andy	.248	94	262	32	65	5	4	4	27	15	71	12	9
Walker, Neil	.417	4	12	0	5	1	0	0	1	1	2	0	0
Welch, Stefan	.149	29	74	6	11	2	0	1	6	10	16	0	0
<b>TOTALS</b>	<b>.252</b>	<b>142</b>	<b>4591</b>	<b>569</b>	<b>1157</b>	<b>218</b>	<b>44</b>	<b>94</b>	<b>520</b>	<b>437</b>	<b>1026</b>	<b>146</b>	<b>65</b>

PLAYER	W-L	ERA	G	GS	CG	SHO	SV	IP	H	R	ER	HR	BB	SO
Alderson, Tim	1-0	1.32	7	0	0	0	2	13.2	4	3	2	0	2	17
Baker, Nate	4-4	6.05	38	7	0	0	3	80.1	92	63	54	8	45	68
Beckman, Ryan	0-1	2.37	15	0	0	0	1	19.0	19	7	5	0	7	15
Bromberg, David	6-12	3.51	26	20	0	0	0	136.0	120	64	53	10	52	127
Brown, Kelson	0-0	0.00	1	0	0	0	0	1.0	0	0	0	0	1	0
Cevette, Dan	0-0	0.00	2	0	0	0	0	2.1	3	1	0	0	1	2
Contreras, Jose	0-0	0.00	2	0	0	0	0	2.0	0	0	0	0	0	1
Cumpton, Brandon	0-1	7.45	2	2	0	0	0	9.2	11	9	8	0	5	7
Dodson, Zack	0-1	13.50	1	1	0	0	0	4.0	8	6	6	0	4	2
Grilli, Jason	0-0	0.00	2	2	0	0	0	2.0	2	0	0	0	0	4
Hollingsworth, Ethan	6-5	3.55	24	9	0	0	0	83.2	70	38	33	11	20	47
Hughes, Jared	0-0	0.00	1	1	0	0	0	2.0	1	0	0	0	0	4
Inman, Jeff	1-1	2.65	10	0	0	0	2	17.0	15	5	5	1	6	14
Karstens, Jeff	0-0	0.00	1	1	0	0	0	4.0	2	2	0	0	2	4
Kasperek, Kenn	4-2	3.26	38	1	0	0	2	60.2	62	27	22	3	16	44
Kingham, Nick	3-3	2.70	14	12	0	0	0	73.1	70	24	22	1	30	69
Liriano, Francisco	0-1	13.50	1	1	0	0	0	2.2	4	4	4	1	3	4
McDonald, James	0-1	5.79	2	2	0	0	0	4.2	4	3	3	1	5	2
Miller, Quinton	1-5	3.75	31	2	0	0	1	57.2	49	25	24	3	36	45
Morton, Charlie	1-1	2.41	4	4	0	0	0	18.2	10	5	5	2	6	11
Navarro, Eliccer	4-8	4.52	15	14	0	0	0	75.2	76	44	38	8	35	55
Pimentel, Stolmy	4-3	3.61	13	13	1	0	0	77.1	74	36	31	8	35	61
Ramos, Jhonathan	3-2	4.72	36	0	0	0	1	47.2	53	25	25	4	11	42
Sadler, Casey	11-7	3.31	23	23	1	0	0	130.1	116	54	48	11	42	67
Sanz, Luis	3-5	4.94	47	3	0	0	16	62.0	61	38	34	8	35	61
Tailon, Jameson	4-7	3.67	20	19	0	0	0	110.1	112	54	45	8	36	106
Thornton, Zack	2-1	2.00	19	1	0	0	2	36.0	24	9	8	1	7	45
Townsend, Jason	5-5	6.71	36	1	0	0	3	53.2	71	50	40	7	27	38
Vasquez, Andy	0-0	0.00	1	0	0	0	0	1.0	0	0	0	0	1	0
Waldron, Tyler	0-3	4.81	8	3	0	0	0	24.1	31	18	13	1	10	13
<b>TOTALS</b>	<b>63-79</b>	<b>3.92</b>	<b>142</b>	<b>142</b>	<b>2</b>	<b>10</b>	<b>33</b>	<b>1212.2</b>	<b>1164</b>	<b>614</b>	<b>528</b>	<b>97</b>	<b>480</b>	<b>975</b>




PLAYER	AVG	G	AB	R	H	2B	3B	HR	RBI	BB	SO	SB	CS
Allie, Stetson	.246	117	407	60	100	16	0	21	62	71	127	9	6
Barnes, Clint	.333	2	6	0	2	0	0	0	0	0	0	0	0
Bell, Josh	.287	24	94	13	27	2	0	0	7	8	12	4	1
Brown, Kelson	.295	51	129	8	38	3	1	0	8	4	18	3	2
Broxton, Keon	.275	127	407	67	112	22	9	15	52	59	122	25	6
Cabrera, Ramon	.239	12	46	5	11	5	0	1	5	3	6	0	1
Cunningham, Jarek	.246	101	309	46	76	16	4	8	27	27	69	3	4
Curry, Matt	.234	58	188	22	44	8	1	4	23	20	50	1	1
Diaz, Elias	.328	91	326	41	107	20	0	6	54	30	51	3	2
Emsley-Pai, Kawika	.000	3	8	2	0	0	0	0	0	4	4	0	0
Gamache, Dan	.275	39	138	22	38	11	0	6	27	11	32	0	1
Garcia, Willy	.271	126	439	59	119	27	5	18	63	24	145	8	4
Hanson, ALEN	.280	118	482	64	135	21	12	11	58	31	88	25	11
Henriquez, Ralph	.129	25	85	7	11	2	0	2	6	1	23	1	0
Howard, Justin	.233	63	159	18	37	10	0	3	10	15	41	1	0
Maggi, Drew	.280	110	347	60	97	12	0	3	25	50	58	37	19
Ngoepe, Gift	.238	131	437	58	104	17	9	9	52	51	135	13	8
Paulino, Carlos	.296	22	71	5	21	4	0	1	13	3	19	0	1
Rojas, Jr., Mel	.303	53	195	26	59	11	1	5	36	23	34	6	4
Sosa, Junior	.360	12	25	2	9	3	0	0	1	1	3	1	0
Vasquez, Andy	.268	96	272	38	73	18	1	11	38	15	61	17	6
<b>TOTALS</b>	<b>.265</b>	<b>142</b>	<b>4672</b>	<b>632</b>	<b>1236</b>	<b>231</b>	<b>43</b>	<b>124</b>	<b>575</b>	<b>457</b>	<b>1155</b>	<b>159</b>	<b>77</b>

PLAYER	W-L	ERA	G	GS	CG	SHO	SV	IP	H	R	ER	HR	BB	SO
Baker, Nate	3-1	1.71	17	0	0	0	0	26.1	24	9	5	1	13	22
Balester, Collin	1-4	6.55	10	0	0	0	1	11.0	10	9	8	2	9	10
Beckman, Ryan	3-4	2.62	45	0	0	0	5	55.0	44	18	16	2	21	28
Benedict, Matt	0-5	5.77	30	1	0	0	0	53.0	62	39	34	2	25	35
Castro, Orlando	0-0	11.25	2	2	0	0	0	8.0	13	10	10	1	4	8
de Leon, Emmanuel	1-2	3.56	31	0	0	0	3	48.0	57	24	19	2	20	35
Dodson, Zack	4-8	4.62	24	23	0	0	0	122.2	139	75	63	11	46	76
Harlan, Tom	3-3	3.71	11	10	0	0	0	60.2	60	29	25	6	17	26
Holdzkom, John	1-0	0.00	4	0	0	0	0	6.0	1	0	0	0	2	10
Inman, Jeff	5-0	1.09	18	0	0	0	1	24.2	18	3	3	0	11	18
Kasperek, Kenn	1-1	2.25	31	0	0	0	13	40.0	30	11	10	2	5	37
Kingham, Nick	1-7	3.04	12	12	0	0	0	71.0	71	35	24	3	25	54
Ludwig, Pat	3-4	5.63	8	7	0	0	0	40.0	53	26	25	4	14	24
Mann, Brandon	1-4	2.91	14	2	0	0	0	34.0	33	13	11	1	14	34
Miller, Quinton	1-2	4.04	24	0	0	0	4	35.2	37	18	16	3	24	30
Montero, Joan	3-4	6.02	28	7	0	0	0	61.1	84	50	41	2	37	31
Morris, A.J.	5-1	1.98	14	9	0	0	0	59.0	48	17	13	4	18	40
Morton, Charlie	0-0	4.50	1	1	0	0	0	4.0	4	2	2	0	1	6
Nevarez, Matt	1-1	1.35	6	0	0	0	1	6.2	3	1	1	1	5	9
Pimentel, Stolmy	0-0	1.42	5	3	0	0	0	6.1	6	3	1	0	5	6
Ramos, Jhonathan	5-6	4.38	31	7	0	0	2	63.2	72	41	31	8	22	37
Rodriguez, Joely	6-11	4.84	30	21	2	0	1	134.0	151	80	72	10	43	73
Rodriguez, Wandy	0-1	10.38	2	2	0	0	0	8.2	11	11	10	3	6	7
Sample, Tyler	3-3	6.49	11	6	0	0	0	34.2	35	30	25	2	30	28
Sampson, Adrian	10-5	2.55	24	24	2	1	0	148.0	125	45	42	10	30	99
Sanchez, Angel	0-2	4.32	6	5	0	0	0	33.1	40	18	16	5	10	21
Townsend, Jason	0-1	7.04	7	0	0	0	1	7.2	12	8	6	0	5	11
Vasquez, Andy	0-0	8.31	4	0	0	0	0	4.1	5	4	4	2	2	2
Waldron, Tyler	0-0	0.00	1	0	0	0	0	1.0	0	0	0	0	0	3
Yang, Yao-Hsun	0-1	6.48	11	0	0	0	0	16.2	15	12	12	1	18	16
<b>TOTALS</b>	<b>61-81</b>	<b>4.00</b>	<b>142</b>	<b>142</b>	<b>4</b>	<b>6</b>	<b>32</b>	<b>1225.1</b>	<b>1263</b>	<b>641</b>	<b>545</b>	<b>88</b>	<b>482</b>	<b>836</b>



PLAYER	AVG	G	AB	R	H	2B	3B	HR	RBI	BB	SO	SB	CS
Allie, Stetson	.205	120	409	45	84	17	0	17	58	47	135	6	3
Barnes, Barrett	.246	37	126	17	31	6	0	3	17	16	25	4	4
Bell, Josh	.307	96	368	47	113	17	6	5	60	44	50	7	4
Broxton, Keon	.302	45	179	35	54	12	4	3	26	19	51	11	6
Frazier, Adam	.324	103	377	59	122	21	4	2	30	34	42	11	7
Gamache, Dan	.335	74	245	32	82	13	1	5	37	17	36	3	6
Garcia, Willy	.314	53	204	26	64	7	2	5	29	11	47	3	2
Jones, JaCoby	.500	3	10	2	5	0	0	0	2	1	0	1	0
Meadows, Austin	.360	6	25	5	9	2	3	0	1	2	5	1	0
Moroff, Max	.293	136	523	79	153	28	6	7	51	70	111	17	13
Morris, Hunter	.133	12	30	2	4	1	0	0	4	1	5	0	0
Ngoepe, Gift	.260	71	246	31	64	12	2	3	25	24	66	3	6
Osuna, Jose	.288	85	323	46	93	20	2	8	52	17	61	6	3
Rojas Jr., Mel	.257	66	214	21	55	11	4	2	19	27	51	6	3
Salcedo, Edward	.238	73	214	20	51	12	1	3	30	21	40	3	4
Schwind, Jonathan	.109	22	46	4	5	2	1	0	3	2	15	2	0
Sosa, Junior	.286	4	7	1	2	0	0	0	0	0	2	0	0
Stallings, Jacob	.275	74	265	25	73	14	1	3	32	15	64	4	1
Stewart, Chris	.333	2	6	0	2	0	0	0	0	1	1	0	1
Valle, Sebastian	.279	70	247	27	69	21	0	4	26	22	56	1	2
Vasquez, Andy	.239	46	117	15	28	7	1	3	13	3	30	0	2
Weiss, Erich	.250	31	112	15	28	4	1	0	14	8	22	4	2
Wood, Eric	.237	101	334	39	79	11	3	2	28	32	88	3	7
<b>TOTALS</b>	<b>.271</b>	<b>142</b>	<b>4753</b>	<b>603</b>	<b>1288</b>	<b>238</b>	<b>42</b>	<b>75</b>	<b>560</b>	<b>443</b>	<b>1055</b>	<b>96</b>	<b>76</b>

PLAYER	W-L	ERA	G	GS	CG	SHO	SV	IP	H	R	ER	HR	BB	SO
Balester, Collin	1-0	1.77	13	0	0	0	4	20.1	14	4	4	1	6	14
Barrios, Yhonathan	0-1	1.46	20	0	0	0	10	24.2	17	7	4	1	9	12
Benedict, Matt	5-7	6.03	22	16	1	0	0	97.0	126	67	65	7	21	47
Bleich, Jeremy	0-2	3.25	25	0	0	0	4	36.0	37	16	13	1	11	28
Brault, Steven	9-3	2.00	15	15	0	0	0	162.0	72	22	20	1	19	80
Creasy, Jason	12-8	4.41	27	25	0	0	1	147.0	163	79	72	12	52	71
Dodson, Zack	7-10	3.67	28	27	1	0	0	162.0	163	78	66	11	36	89
DuRapau, Montana	0-0	0.00	2	0	0	0	0	1.1	0	0	0	0	0	3
Eppler, Tyler	0-1	10.13	1	1	0	0	0	5.1	4	6	6	1	3	3
Glasnow, Tyler	5-3	2.43	12	12	0	0	0	63.0	41	22	17	2	19	82
Harlan, Tom	6-3	3.63	38	5	0	0	1	86.2	91	36	35	6	24	67
Inman, Jeff	2-1	2.79	17	0	0	0	3	19.1	22	6	6	0	5	20
Kuchno, John	3-6	3.46	40	0	0	0	7	67.2	64	43	26	8	23	32
Kuhl, Chad	11-5	2.48	26	26	1	0	0	152.2	133	53	42	10	41	101
McKinney, Brett	0-3	7.50	24	0	0	0	1	30.0	42	26	25	5	14	31
Medina, Jhondaniel	3-6	2.76	45	0	0	0	12	62.0	42	27	19	2	37	44
Miller, Adam	0-0	9.00	1	0	0	0	0	1.0	2	1	1	0	1	2
Morton, Charlie	1-0	0.00	1	1	0	0	0	7.0	2	0	0	0	2	5
Perez, Clario	0-1	3.89	20	0	0	0	1	34.2	32	20	15	2	15	21
Salcedo, Edward	0-1	6.75	2	0	0	0	0	1.1	2	1	1	0	5	0
Sample, Tyler	0-1	7.56	7	0	0	0	0	8.1	7	7	7	1	11	7
Sanchez, Angel	8-1	2.79	13	13	0	0	0	77.1	72	27	24	4	19	49
Scahill, Rob	0-0	0.00	1	1	0	0	0	3.0	2	0	0	0	1	0
Schwind, Jonathan	0-0	0.00	3	0	0	0	0	3.2	3	0	0	0	3	0
Smith, Josh	1-4	5.29	34	0	0	0	0	47.2	42	29	28	3	34	31
Stallings, Jacob	0-0	0.00	1	0	0	0	0	0.1	0	0	0	0	0	0
Stock, Robert	0-0	14.54	3	0	0	0	0	4.1	2	9	7	0	10	4
Vasquez, Andy	0-1	4.50	3	0	0	0	0	4.0	4	2	2	1	2	1
<b>TOTALS</b>	<b>74-68</b>	<b>3.61</b>	<b>142</b>	<b>142</b>	<b>3</b>	<b>16</b>	<b>44</b>	<b>1257.2</b>	<b>1201</b>	<b>588</b>	<b>505</b>	<b>79</b>	<b>423</b>	<b>844</b>



PLAYER	AVG	G	AB	R	H	2B	3B	HR	RBI	BB	SO	SB	CS
Allie, Stetson	.247	111	365	53	90	20	2	16	63	42	110	1	2
Barnes, Barrett	.306	124	405	60	124	28	7	9	47	41	105	10	4
Diaz, Chris	.226	79	226	30	51	13	0	1	16	32	43	5	2
Diaz, Elias	.286	2	7	0	2	0	0	0	1	1	1	0	0
Escobar, Elvis	.241	29	112	21	27	2	2	2	7	10	26	2	2
Espinal, Edwin	.289	111	394	33	114	25	1	7	56	19	67	0	1
Feliz, Anderson	.256	106	347	39	89	22	4	4	32	35	88	7	1
Jhang, Jin-De	.298	54	188	20	56	13	0	1	21	11	12	1	0
Maffei, Justin	.175	25	63	9	11	1	0	0	5	6	13	1	0
McGuire, Reese	.254	92	319	34	81	18	2	1	42	36	34	6	6
Meadows, Austin	.311	45	167	33	52	16	8	6	23	16	32	9	3
Morales, Tomas	.235	21	51	6	12	0	2	2	6	2	7	0	0
Newman, Kevin	.288	61	233	41	67	11	2	2	28	26	24	6	3
Osuna, Jose	.269	70	253	34	68	18	3	6	38	23	44	1	1
Ramirez, Harold	.311	99	383	60	119	17	7	2	50	22	66	7	10
Schwind, Jonathan	.236	75	165	22	39	7	1	3	21	21	40	2	2
Stewart, Chris	.200	10	25	6	5	0	0	0	3	8	1	0	0
Weiss, Erich	.276	127	456	56	126	24	9	6	65	49	90	6	3
Wood, Eric	.249	118	402	63	100	20	5	16	50	52	88	5	4
<b>TOTALS</b>	<b>.265</b>	<b>140</b>	<b>4638</b>	<b>616</b>	<b>1231</b>	<b>255</b>	<b>55</b>	<b>84</b>	<b>577</b>	<b>457</b>	<b>956</b>	<b>67</b>	<b>42</b>

PLAYER	W-L	ERA	G	GS	CG	SHO	SV	IP	H	R	ER	HR	BB	SO
Creasy, Jason	4-1	6.07	8	5	0	0	0	29.2	34	24	20	2	10	16
Dickson, Cody	10-5	3.66	28	26	1	0	1	140.0	127	60	57	8	93	105
DuRapau, Montana	3-3	3.65	50	0	0	0	22	49.1	43	21	20	6	19	51
Duncan, Frank	3-2	2.36	7	2	0	0	0	26.2	23	8	7	0	7	24
Eppler, Tyler	9-10	3.99	27	27	1	0	0	162.1	176	78	72	14	33	106
Glasnow, Tyler	0-0	3.00	2	2	0	0	0	6.0	4	2	2	1	6	11
Haley, Trey	0-1	4.35	9	0	0	0	0	10.1	10	5	5	1	11	11
Hirsch, Henry	0-0	0.00	1	0	0	0	0	1.0	1	0	0	0	0	1
Holmes, Clay	10-9	4.22	26	26	0	0	0	136.1	138	70	64	10	64	101
Kingham, Nick	1-1	5.73	2	2	0	0	0	11.0	6	7	7	1	4	10
Kuchno, John	2-1	3.00	10	2	0	0	0	24.0	17	9	8	4	8	18
Lakind, Jared	5-1	2.59	47	0	0	0	7	66.0	50	19	19	3	28	62
Lopez, Junior	0-0	0.00	1	0	0	0	0	2.0	2	0	0	0	1	0
Maffei, Justin	0-0	9.00	1	0	0	0	0	1.0	3	1	1	0	0	0
McKinney, Brett	2-2	3.90	44	0	0	0	2	67.0	67	32	29	3	27	65
McRae, Alex	8-6	4.79	16	15	1	0	0	88.1	114	54	47	7	25	67
Medina, Jhondaniel	2-2	3.70	37	0	0	0	0	56.0	42	26	23	5	31	60
Neverauskas, Dovydas	1-0	2.57	22	0	0	0	1	28.0	12	10	8	0	11	32
Rosario, Miguel	2-2	1.87	23	0	0	0	0	33.2	19	7	7	1	13	29
Santana, Edgar	2-1	2.83	21	0	0	0	2	41.1	32	13	13	4	11	39
Schwind, Jonathan	0-0	0.00	5	0	0	0	0	4.2	1	0	0	0	5	2
Smith, Josh	2-2	6.44	42	0	0	0	2	57.1	61	44	41	8	30	61
Vogelsong, Ryan	1-0	2.45	2	2	0	0	0	11.0	8	3	3	1	2	4
Waddell, Brandon	7-9	4.12	22	20	0	0	0	118.0	122	60	54	9	61	94
Whitehead, David	2-6	7.83	11	11	0	0	0	46.0	52	45	40	5	47	24
<b>TOTALS</b>	<b>76-64</b>	<b>4.05</b>	<b>140</b>	<b>140</b>	<b>3</b>	<b>8</b>	<b>37</b>	<b>1217.0</b>	<b>1164</b>	<b>598</b>	<b>547</b>	<b>93</b>	<b>547</b>	<b>993</b>



**2017 CURVE (74-66)**

ORGANIZATION — 2018 CURVE — HISTORY \ RECORDS — EASTERN LEAGUE — PIRATES ORGANIZATION — GENERAL INFORMATION

PLAYER	AVG	G	AB	R	H	2B	3B	HR	RBI	BB	SO	SB	CS
Chavez, Zane	.111	19	63	5	7	1	0	0	5	5	9	0	0
Diaz, Chris	.375	10	24	6	9	1	2	0	3	6	6	1	0
Escobar, Elvis	.277	116	383	42	106	12	5	3	32	25	69	5	7
Espinal, Edwin	.283	95	367	41	104	25	0	15	72	18	48	0	1
Feliz, Anderson	.246	48	175	23	43	9	3	2	21	26	46	9	4
George, Jordan	.302	30	106	14	32	9	0	1	18	8	12	1	0
Hill, Logan	.278	22	79	12	22	5	0	2	9	14	21	0	0
Hughston, Casey	.200	2	5	0	1	0	1	0	2	0	3	0	0
Jhang, Jin-De	.231	72	273	29	63	9	2	3	25	17	24	1	0
Joe, Connor	.240	74	242	29	58	11	4	5	30	34	40	2	4
Kramer, Kevin	.297	53	202	31	60	17	3	6	27	17	50	7	2
Luplow, Jordan	.287	73	254	45	73	15	0	16	37	29	45	1	3
Maffei, Justin	.258	32	89	15	23	3	0	0	4	16	16	4	1
Mathisen, Wyatt	.272	114	375	43	102	16	2	5	31	44	75	3	2
Morales, Tomas	.188	36	117	7	22	6	0	2	14	6	24	2	0
Newman, Kevin	.259	82	343	42	89	18	2	4	30	22	40	4	2
Ratledge, Logan	.108	15	37	2	4	1	0	0	0	3	10	0	0
Reyes, Pablo	.274	115	420	62	115	21	3	10	50	51	70	21	14
Schwind, Jonathan	.353	12	17	4	6	2	0	2	5	1	4	1	0
Simpson, Chase	.176	43	125	13	22	5	1	4	13	9	42	1	2
Suchy, Michael	.200	78	250	31	50	8	1	4	17	21	95	2	2
Suiter, Jerrick	.285	100	347	47	99	20	3	10	58	47	83	7	2
Tolman, Mitchell	.222	3	9	1	2	1	0	1	5	0	2	0	0
Tucker, Cole	.257	42	167	25	43	4	5	2	18	21	31	11	3
Williams, Jackson	.212	25	85	9	18	1	0	1	7	9	18	0	0
<b>TOTALS</b>	<b>.255</b>	<b>140</b>	<b>4666</b>	<b>584</b>	<b>1192</b>	<b>223</b>	<b>37</b>	<b>99</b>	<b>540</b>	<b>454</b>	<b>931</b>	<b>83</b>	<b>49</b>

PLAYER	W-L	ERA	G	GS	CG	SHO	SV	IP	H	R	ER	HR	BB	SO
Agrazal, Dario	0-1	4.50	1	1	0	0	0	4	3	2	2	0	2	2
Anderson, Tanner	10-8	3.38	30	19	0	0	0	133.1	134	54	50	6	33	97
Borden, Buddy	5-1	2.37	23	0	0	0	1	38	25	13	10	1	25	36
Brentz, Jake	0-1	5.79	14	0	0	0	0	14	7	9	9	3	15	16
Brubaker, J.T.	7-6	4.44	26	24	0	0	0	129.2	150	73	64	9	45	109
Coley, Austin	6-4	3.01	29	23	0	0	0	143.2	144	49	48	10	31	114
Cumpton, Brandon	3-3	4.50	13	0	0	0	1	20	24	12	10	2	9	18
Diaz, Chris	0-0	27.00	1	0	0	0	0	1	3	3	3	1	0	0
Dickson, Cody	2-4	5.85	12	6	0	0	0	32.1	39	22	21	8	20	31
DuRapau, Montana	2-2	1.49	27	0	0	0	14	36.1	28	7	6	0	14	39
Garcia, Yeudy	4-7	5.25	29	11	0	0	5	72	76	48	42	8	46	67
Hellweg, Johnny	0-1	4.50	4	0	0	0	0	6	5	3	3	2	1	6
Heredia, Luis	3-3	3.10	36	0	0	0	2	52.1	41	18	18	3	31	43
Keller, Mitch	2-2	3.12	6	6	0	0	0	34.2	25	14	12	2	11	45
Keselica, Sean	4-2	3.54	42	3	0	0	3	73.2	67	34	29	2	39	72
Kuchno, John	0-1	8.38	6	0	0	0	1	9.2	18	10	9	0	3	9
Lakind, Jared	1-1	6.81	22	0	0	0	2	35.2	49	29	27	3	17	38
McRae, Alex	10-5	3.61	27	25	1	0	0	149.2	170	71	60	9	36	89
Morales, Tomas	1-1	3.86	2	0	0	0	0	2.1	2	1	1	0	2	0
Rosario, Miguel	3-1	1.80	27	0	0	0	3	45	36	12	9	1	35	43
Sadler, Casey	2-3	3.91	10	6	1	0	0	48.1	49	21	21	5	3	40
Scioneaux, Tate	6-5	2.39	47	0	0	0	14	83	67	27	22	4	15	67
Simpson, Chase	0-1	16.2	2	0	0	0	0	1.2	4	3	3	0	1	1
Taillon, Jameson	0-0	0.00	1	1	0	0	0	3	1	0	0	0	1	6
Waddell, Brandon	3-3	3.55	15	15	0	0	0	66	60	28	26	3	27	56
Zamora, Daniel	0-0	0.00	2	0	0	0	0	3	2	0	0	0	2	2
<b>TOTALS</b>	<b>74-66</b>	<b>3.67</b>	<b>140</b>	<b>140</b>	<b>2</b>	<b>9</b>	<b>46</b>	<b>1238.1</b>	<b>1229</b>	<b>563</b>	<b>505</b>	<b>82</b>	<b>464</b>	<b>1046</b>



Altoona's Dan Gamache won the Eastern League Home Run Derby at Portland's Hadlock Field on July 15, 2015



# EASTERN LEAGUE

## 2018 EASTERN LEAGUE UMPIRES

#	UMPIRE	2017 LEAGUE	RESIDES	EXPERIENCE
98	Derek Gonzales	Eastern League	Mesa, Ariz.	7th year
76	Rich Grassa	Eastern League	Lindenhurst, N.Y.	6th year
20	Aaron Higgins	Eastern League	Elk Grove, Calif.	5th year
17	Justin Houser	Eastern League	Mattawan, Mich.	6th year
5	Ben Levin	Eastern League	Cincinnati, Ohio	7th year
59	John Mang	Eastern League	Youngstown, Ohio	6th year
7	Christopher Marco	Eastern League	Waterdown, Ontario	5th year
16	Takahito Matsuda	Eastern League	Seiyo, Japan	7th year
9	Jacob Metz	Eastern League	Edmonds, Wash.	5th year
35	Thomas Roche	Carolina League	Hamden, Conn.	5th year
24	Greg Roemer	Florida State League	Richfield, Ohio	5th year
14	Randy Rosenberg	Eastern League	Arlington, Va.	7th year
30	Mike Savakinas	Eastern League	Fairborn, Ohio	7th year
6	Chris Scott	Eastern League	Davidsonville, Md.	5th year
28	Sean Shafer-Markle	Florida State League	Grand Rapids, Mich.	5th year
3	Patrick Sharshel	Eastern League	Castle Pines, Col.	7th year
8	Derek Thomas	Florida State League	Cape Coral, Fla.	5th year
4	JC Velez-Morales	Florida State League	San Juan, Puerto Rico	5th year

## 2018 EASTERN LEAGUE MILEAGE CHART

	AKR	ALT	BNG	BOW	ERI	HAR	HFD	NHM	POR	REA	RIC	TRE
Akron	-	197	385	361	125	306	531	676	740	353	417	428
Altoona	197	-	223	186	199	121	370	514	578	179	263	242
Binghamton	385	223	-	298	266	182	226	295	403	153	400	178
Bowie	361	186	298	-	379	115	328	467	531	134	119	162
Erie	125	199	266	379	-	268	488	575	640	316	449	434
Harrisburg	306	121	182	115	268	-	281	420	484	62	217	125
Hartford	539	378	232	328	485	295	-	134	198	243	447	187
New Hampshire	676	514	295	467	575	420	133	-	99	378	588	321
Portland	740	578	403	531	640	484	208	99	-	443	653	386
Reading	353	179	153	134	316	62	237	378	443	-	254	84
Richmond	417	263	400	119	449	217	446	588	653	254	-	273
Trenton	428	242	178	162	434	125	180	321	386	84	273	-

## 2017 EASTERN LEAGUE RECAP

## FINAL 2017 STANDINGS E.L. WESTERN

CLUB	W	L	PCT	GB
# Altoona Curve	74	66	.529	--
@ Bowie Baysox	72	68	.514	2.0
Akron RubberDucks	69	71	.493	5.0
Erie SeaWolves	65	75	.464	9.0
Richmond Flying Squirrels	63	77	.450	11.0
Harrisburg Senators	60	80	.429	14.0

## FINAL 2017 STANDINGS E.L. EASTERN

CLUB	W	L	PCT	GB
# Trenton Thunder	92	48	.657	--
@ Binghamton Rumble Ponies	85	54	.612	6.5
Reading Fightin Phils	72	68	.514	20.0
Portland Sea Dogs	65	74	.468	26.5
Hartford Yard Goats	62	77	.446	29.5
New Hampshire Fisher Cats	59	80	.424	32.5

## E.L. WESTERN DIVISIONAL PLAYOFFS

Altoona defeated Bowie, 3-0

## E.L. EASTERN DIVISIONAL PLAYOFFS

Trenton defeated Binghamton, 3-1

## E.L. CHAMPIONSHIP

Altoona defeated Trenton, 3-0

## 2017 E.L. POST-SEASON ALL STARS

Catcher	Francisco Mejia (Akron)
First Base	Edwin Espinal (Altoona)
Second Base	Luis Guillorme (Binghamton)
Third Base	Josh Fuentes (Hartford)
Shortstop	Thairo Estrada (Trenton)
Outfield	Jeremy Barfield (Portland)
Outfield	Danny Mars (Portland)
Outfield	Christin Stewart (Erie)
Utility	Garabez Rosa (Bowie)
Designated Hitter	
Right-Handed Pitcher	Corey Oswalt (Binghamton)
Left-Handed Pitcher	P.J. Conlon (Binghamton)
Relief Pitcher	Shane Broyles (Hartford)

## 2017 E.L. SEASON-ENDING AWARDS &amp; HONORS

Most Valuable Player	Garabez Rosa (Bowie)
Pitcher of the Year	Corey Oswalt (Binghamton)
Manager of the Year	Bobby Mitchell (Trenton)
Rookie of the Year	Francisco Mejia (Akron)
Postseason MVP	Mitch Keller (Altoona)

## EASTERN LEAGUE &amp; MiLB AWARDS

## EASTERN LEAGUE PLAYER OF THE WEEK

1999	Adam Hyzdu	July 26-August 1	2008	James Boone	April 14-21
2000	Adam Hyzdu	May 15-21	2011	Jordy Mercer	June 13-20
	Rob Mackowiak	June 3-9		Starling Marte	August 8-15
	Darren Burton	August 14-20	2012	Adalberto Santos	July 23-30
2001	J.R. House	June 11-17	2013	Alex Dickerson	July 8-15
2002	J.J. Davis	July 22-28		Alex Dickerson	July 22-29
	Kevin Sefcik	August 5-11	2014	Keon Broxton	August 18-25
2003	Josh Bonifay	April 28-May 4	2015	Max Moroff	April 20-27
	Kevin Nicholson	June 9-15		Josh Bell	April 27-May 4
2004	Yurendell DeCaster	June 14-20	2016	Austin Meadows	May 30-June 5
	Josh Bonifay	June 28-July 5		Barrett Barnes	August 8-14
	Nate McLouth	August 9-15		Barrett Barnes	August 22-28
2005	Josh Bonifay	May 9-15	2017	Jordan Luplow	May 29-June 4
2006	Vic Buttlr	May 8-14			
2007	Steven Pearce	June 25-July 1			
	Jason Delaney	July 16-22			

## EASTERN LEAGUE PITCHER OF THE WEEK

1999	Paul Ah Yat	April 19-25	2008	Yoslan Herrera	June 2-9
	Bronson Arroyo	June 7-13	2010	Jared Hughes	May 10-17
2000	Steve Sparks	May 29-June 4		Tim Alderson	May 24-June 1
2001	Mike Gonzalez	July 2-8		Justin Wilson	August 9-16
	Justin Reid	July 16-22	2011	Aaron Thompson	April 7-18
2002	John Grabow	August 5-11	2012	Phil Irwin	July 23-30
2004	Ian Snell	April 26-May 2		Jameson Taillon	August 20-27
	Landon Jacobsen	June 14-20	2014	Adrian Sampson	July 14-21
2005	Hansel Izquierdo	July 25-31	2015	Tyler Glasnow	July 13-20
2006	Mike Connolly	May 22-28		Steven Brault	July 27-August 3
	Shane Youman	June 26-July 2	2016	Brandon Waddell	June 20-26
2007	Luis Munoz	May 7-13	2017	Austin Coley	August 28-Sept. 4
	Luis Munoz	August 27-Sept. 3			

## EL MOST VALUABLE PLAYER

1999 ..... Adam Hyzdu

## EL PITCHER OF THE YEAR

2003 ..... Sean Burnett

## EL ROOKIE OF THE YEAR

2011 ..... Starling Marte

2013 ..... Alex Dickerson

## EL MANAGER OF THE YEAR

2010 ..... Matt Walbeck

## EL ALL-STAR GAME MVP

2004 ..... Jeff Keppinger

2006 ..... Brett Roneberg

2010 ..... Chase d'Arnaud

2011 ..... Brock Holt

## EL POSTSEASON MVP

2010 ..... Justin Wilson

2017 ..... Mitch Keller

## MiLB RAWLINGS GOLD GLOVE AWARD

2017 ..... Edwin Espinal, 1B

## TOP 30 PIRATES PROSPECTS

## MLBPipeline.com

1	Mitch Keller, RHP
2	Austin Meadows, OF
3	Shane Baz, RHP
4	Ke'Bryan Hayes, 3B
5	Cole Tucker, SS
6	Bryan Reynolds, OF
7	Kevin Newman, SS
8	Colin Moran, 3B/1B
9	Kevin Kramer, 2B
10	Lolo Sanchez, OF
11	Taylor Hearn, LHP
12	Luis Escobar, RHP
13	Nick Kingham, RHP
14	Oneil Cruz, 3B/SS
15	Steven Jennings, RHP
16	Calvin Mitchell, OF
17	Conner Usetlon, OF
18	Will Craig, 1B
19	Clay Holmes, RHP
20	Stephen Alemais, SS
21	Gage Hinsz, RHP
22	Jason Martin, OF
23	Jordan Luplow, OF
24	Nick Burdi, RHP
25	Kyle Crick, RHP
26	Travis MacGregor, RHP
27	Mason Martin, OF
28	Edgar Santana, RHP
29	Brandon Waddell, LHP
30	Braeden Ogle, LHP

## Baseball America

1	Mitch Keller, RHP
2	Austin Meadows, OF
3	Shane Baz, RHP
4	Ke'Bryan Hayes, 3B
5	Kevin Newman, SS
6	Cole Tucker, SS
7	Luis Escobar, RHP
8	Nick Kingham, RHP
9	Taylor Hearn, RHP
10	Lolo Sanchez, OF
11	Steven Jennings, RHP
12	Kevin Kramer, 2B
13	Jordan Luplow, OF
14	Calvin Mitchell, OF
15	Conner Usetlon, OF
16	Max Moroff, SS/2B
17	Dovydas Neverauskas, RHP
18	Mason Martin, 1B/OF
19	Brandon Waddell, LHP
20	Braeden Ogle, LHP
21	Clay Holmes, RHP
22	Oneil Cruz, SS/3B
23	Edgar Santana, RHP
24	Will Craig, 1B
25	Nick Burdi, RHP
26	Yeudy Garcia, RHP
27	Gage Hinsz, RHP
28	Stephen Alemais, SS
29	Tyler Eppler, RHP
30	Dario Agrazal, RHP

**ALTOONA CURVE MID-SEASON ALL-STARs**

1999 (Mobile, Ala.)	Kevin Haverbusch (3B)
2000 (Bowie, Md.)	Sam McConnell (LHP)
2001 (Round Rock, Texas)	J.R. House (C)
2002 (Norwich, Conn.)	Shawn Garrett (OF), Chris Spurling (RHP)
2003 (New Britain, Conn.)	Sean Burnett (LHP), Jose Castillo (2B), Shawn Garrett (OF), Mike Johnston (LHP) Chan Perry (1B)
2004 (Bowie, Md.)	Bryan Bullington (RHP), Chris Duffy (OF), Jeff Keppinger (2B), Ian Snell (RHP)
2005 (Portland, Maine)	Jose Bautista (3B), Josh Bonifay (1B), Brady Borner (LHP), Rajai Davis (OF) Tom Gorzelanny (LHP)
2006 (Altoona, Pa.)	Vic Buttler (OF), Landon Jacobsen (RHP), Brandon Knight (RHP), Simon Pond (1B) Brett Roneberg (OF), Shane Youman (LHP)
2007 (Norwich, Conn.)	Dave Davidson (LHP) Luis Munoz (RHP), Steven Pearce (1B), Brian Peterson (C) Matt Peterson (RHP), Neil Walker (3B)
2008 (Manchester, N.H.)	Pat Bresnehan (RHP), Jason Delaney (1B), Shelby Ford (2B)^, Yoslan Herrera (RHP)* Josh Shortslef (LHP)
2009 (Trenton, N.J.)	Jason Delaney (OF), Brian Friday (SS), Daniel Moskos (LHP)
2010 (Harrisburg, PA)	Chase d'Arnaud (SS), Hector Gimenez (C), Matt Hague (1B), Derek Hankins (RHP) Josh Harrison (INF), Rudy Owens (LHP)
2011 (Manchester, N.H.)	Jeremy Farrell (3B), Brock Holt (2B), Jeff Locke (LHP), Starling Marte (CF) Aaron Pribanic (RHP)
2012 (Reading, Pa.)	Vic Black (RHP), Ramon Cabrera (C), Brandon Cumpton (RHP), Brock Holt (SS)
2013 (New Britain, Conn.)	Jarek Cunningham (2B), Ethan Hollingsworth (RHP), Casey Sadler (RHP)^ Adalberto Santos (3B), Jameson Taillon (RHP)%
2014 (Altoona, Pa.)	Ryan Beckman (RHP), Elias Diaz (C), Willy Garcia (OF), Alen Hanson (SS) Kenn Kasperek (RHP), Drew Maggi (1F/OF), Adrian Sampson (RHP)
2015 (Portland, Maine)	Josh Bell (1B), Adam Frazier (SS), Max Moroff (2B) Dan Gamache (INF), Jason Creasy (RHP)
2016 (Akron, Ohio)	Edwin Espinal (1B), Harold Ramirez (OF), Tyler Eppler (RHP), Jared Lakind (LHP)
2017 (Manchester, N.H.)	Wyatt Mathisen (3B), Jordan Luplow (OF)**^, Edwin Espinal (1B), Alex McRae (RHP) Kevin Kramer (2B)^, Montana DuRapau (RHP)

\* = Herrera was selected to play but did not because of a promotion to Pittsburgh  
 \*\* = Luplow was selected to play but did not because of a promotion to Triple-A Indianapolis  
 ^ = Selected to play but did not because of an injury  
 % = Did not play  
 NOTE: From 1999-02 Curve players participated in the Double-A All-Star Game, which included players from the Eastern, Southern and Texas Leagues. The Eastern League began holding its own All-Star Game in 2003.

ARM & HAMMER Park, home of the Trenton Thunder, will host the 2018 Eastern League All-Star Game. The 2018 All-Star Celebration will span two days, with the Eastern League Home Run Derby taking place on Tuesday, July 10. The All-Star Game itself, pitting the E.L. East against the E.L. West, will take place Wednesday, July 11.

2017 marks the first time Trenton has hosted the Eastern League All-Star Game since 2009 and their second time hosting the event overall.

Each All-Star Game team will feature 24 of the top players in the Eastern League, with each team being represented by at least one pitcher and one position player from the league's twelve clubs. The rosters will be selected through a combination of fan voting and picks from managers, media and team personnel.



**ALTOONA CURVE POST-SEASON ALL-STARs**

<b>2000</b> ..... Wilson Guzman, LHP	<b>2005</b> ..... Jose Bautista, 3B	<b>2014</b> ..... Elias Diaz, C
..... Adam Hyzdu, OF	<b>2006</b> ..... Vic Buttler, OF	..... Adrian Sampson, RHP
..... Sam McConnell, LHP	..... Shane Youman, LHP	<b>2015</b> ..... Max Moroff, 2B
<b>2002</b> ..... Tony Alvarez, OF	<b>2007</b> ..... Matt Peterson, RHP	<b>2016</b> ..... Erich Weiss, 2B
..... Carlos Rivera, 1B	<b>2010</b> ..... Hector Gimenez, C	..... Eric Wood, 3B
<b>2003</b> ..... Sean Burnett, LHP	..... Rudy Owens, LHP	<b>2017</b> ..... Edwin Espinal, 1B
<b>2004</b> ..... Jeff Keppinger, 2B	<b>2011</b> ..... Starling Marte, OF	
..... Ronny Paulino, C	<b>2012</b> ..... Brock Holt, UTL	
..... Ian Snell, RHP	<b>2013</b> ..... Alex Dickerson, OF	

**ALL-STAR SELECTIONS BY YEAR**

1999..... 1	2004..... 4	2009..... 3	2014..... 7
2000..... 1	2005..... 5	2010..... 6	2015..... 5
2001..... 1	2006..... 6	2011..... 5	2016..... 4
2002..... 2	2007..... 6	2012..... 4	2017..... 6
2003..... 5	2008..... 5	2013..... 5	



**AKRON RUBBERDUCKS**

300 South Main Street  
Akron, OH 44308  
Phone: (330) 253-5151  
Fax: (330) 253-3300  
akronrubberducks.com  
@AkronRubberDuck

**TEAM INFORMATION/PERSONNEL**

First Year ..... 1997  
Ballpark ..... Canal Park (cap. 7,630)  
Field Dimensions ..... LF-331, CF-400, RF-337  
Affiliation ..... Cleveland Indians (1997)  
League Titles ..... 5 ('03, '05, '09, '12, '16)  
Last Playoff Appearance ..... 2016 (Won ELCS)  
2017 Record ..... 69-71 (3rd - E.L. Western)  
2017 Attendance ..... 343,351 (6th in E.L.)

Chief Executive Officer ..... Ken Babby  
General Manager ..... Jim Pfander  
Media Contact ..... Adam Liberman  
Broadcasters ..... Jim Clark, Dave Wilson

Manager ..... Tony Mansolino  
Pitching Coach ..... Rigo Beltran  
Hitting Coach ..... Kevin Howard  
Bench Coach ..... Dennis Malave  
Athletic Trainer ..... Jeremy Heller

Curve Hotel in Akron ..... Fairfield Inn & Suites  
..... 208 Springside Dr.  
..... Akron, OH 44333  
..... PH: (330) 665-0641

**2018 SERIES (22)**

<b>at Altoona (10)</b>		<b>at Akron (12)</b>	
April 5 (Thurs.) ..... 6 p.m.	April 16 (Mon.) ..... 6:35 p.m.	April 6 (Fri.) ..... 6 p.m.	April 17 (Tues.) ..... 6:35 p.m.
April 7 (Sat.) ..... 4 p.m.	April 18 (Wed.) ..... 6:35 p.m.	April 8 (Sun.) ..... 2 p.m.	April 19 (Thurs.) ..... 6:35 p.m.
May 29 (Tues.) ..... 6 p.m.	June 29 (Fri.) ..... 7:05 p.m.	May 30 (Wed.) ..... 6 p.m.	June 30 (Sat.) ..... 7:05 p.m.
May 31 (Thurs.) ..... 10:30 a.m.	July 1 (Sun.) ..... 2:05 p.m.	August 3 (Fri.) ..... 7 p.m.	July 2 (Mon.) ..... 7:05 p.m.
August 4 (Sat.) ..... 6 p.m.	July 3 (Tues.) ..... 7:05 p.m.	August 5 (Sun.) ..... 6 p.m.	July 23 (Mon.) ..... 7:05 p.m.
	July 24 (Tues.) ..... 7:05 p.m.		July 25 (Wed.) ..... 12:05 p.m.

**CURVE vs. AKRON SERIES INFO**

All-Time vs. Akron ..... 179-220  
at Altoona ..... 104-105  
at Akron ..... 75-115  
Postseason vs. Akron ..... 6-12  
2017 vs. Akron ..... 10-10  
    at Altoona ..... 5-5  
    at Akron ..... 5-5  
Best Record vs. Akron ..... 16-4 (2004)  
Worst Record vs. Akron ..... 7-17 (2009)  
Largest Margin of Victory ..... 14 (4/20/06, 18-4)  
Largest Margin of Defeat ..... 12 (8/6/04, 16-4)



**BINGHAMTON RUMBLE PONIES**

211 Henry Street  
Binghamton, NY 13901  
Phone: (607) 723-6387  
Fax: (607) 723-7779  
bingrp.com  
@RumblePoniesBB

**TEAM INFORMATION/PERSONNEL**

First Year ..... 1992  
Ballpark ..... NYSEG Stadium (cap. 6,012)  
Field Dimensions ..... LF-330, CF-400, RF-330  
Affiliation ..... New York Mets (1992)  
League Titles ..... 3 ('92, '94, '14)  
Last Playoff Appearance ..... 2017 (Lost ELDS)  
2017 Record ..... 85-54 (2nd - E.L. Eastern)  
2016 Attendance ..... 190,765 (12th in E.L.)

Ownership ..... Evans Street Baseball  
Asst. General Manager ..... John Bayne  
Media Contact ..... Tim Heiman  
Broadcasters ..... Tim Heiman, Johnny Wincott

Manager ..... Luis Rojas  
Pitching Coach ..... Frank Viola  
Hitting Coach ..... Valentino Pascucci  
Bench Coach ..... Luis Rivera  
Athletic Trainer ..... Bob Grimes

Curve Hotel in Binghamton ..... Holiday Inn  
..... 2-8 Hawley St.  
..... Binghamton NY 13901  
..... PH: (607) 722-1212

**2018 SERIES (9)**

<b>at Altoona (4)</b>		<b>at Binghamton (5)</b>	
July 26 (Thurs.) ..... 7 p.m.	June 12 (Tues.) ..... 6:35 p.m.	July 27 (Fri.) ..... 7 p.m.	June 13 (Wed.) ..... 6:35 p.m.
July 28 (Sat.) ..... 6 p.m.	June 14 (Thurs.) ..... 10:35 a.m.	July 29 (Sun.) ..... 2 p.m.	August 20 (Mon.) ..... 6:35 p.m.
	August 21 (Tues.) ..... 6:35 p.m.		

**CURVE vs. BINGHAMTON SERIES INFO**

All-Time vs. Binghamton ..... 87-84  
    at Altoona ..... 46-39  
    at Binghamton ..... 41-45  
Postseason vs. Binghamton ..... N/A  
2017 vs. Binghamton ..... 3-3  
    at Altoona ..... 2-1  
    at Binghamton ..... 1-2  
Best Record vs. Binghamton ..... 6-2 (2003)  
Worst Record vs. Binghamton ..... 2-6 (2008)  
Largest Margin of Victory ..... 12, (8/29/16, 13-1)  
Largest Margin of Defeat ..... 11 (5/29/00, 11-0)



**BOWIE BAYSOX**

4101 NE Crain Highway  
 Bowie, MD 20716  
 Phone: (301) 805-6000  
 Fax: (301) 464-4911  
 baysox.com  
 @BowieBaysox

**TEAM INFORMATION/PERSONNEL**

First Year ..... 1993  
 Ballpark ..... Prince George's Stadium (cap. 10,000)  
 Field Dimensions ..... LF-309, CF-405, RF-309  
 Affiliation ..... Baltimore Orioles (1993)  
 League Titles ..... 1 (2015)  
 Last Playoff Appearance ..... 2017 (Lost in ELDS)  
 2017 Record ..... 72-68 (2nd - E.L. Western)  
 2016 Attendance ..... 234,789 (10th in E.L.)

Ownership ..... Maryland Baseball Holding, LLC.  
 General Manager ..... Brian Shallcross  
 Media Contact ..... Joe Fitzhenry  
 Broadcaster ..... Adam Pohl

Manager ..... Gary Kendall  
 Pitching Coach ..... Kennie Steenstra  
 Hitting Coach ..... Keith Bodie  
 Athletic Trainer ..... Brian Anzuman

Curve Hotel in Bowie ..... Crowne Plaza Annapolis  
 ..... 173 Jennifer Road  
 ..... Annapolis, MD 21401  
 ..... PH: (410) 266-3131  
 ..... FX: (410) 266-6247

**2018 SERIES (13)**

<b>at Altoona (6)</b>		<b>at Bowie (7)</b>	
May 7 (Mon.) ..... 6 p.m.	May 22 (Tues.) ..... 6:35 p.m.	May 23 (Wed.) ..... 6:35 p.m.	
May 8 (Tues.) ..... 6 p.m.	May 23 (Wed.) ..... 6:35 p.m.	May 24 (Thurs.) ..... 11:05 a.m.	
May 9 (Wed.) ..... 10:30 a.m.	August 31 (Fri.) ..... 7:05 p.m.	September 1 (Sat.) ..... 6:35 p.m.	
July 16 (Mon.) ..... 7 p.m.	September 2 (Sun.) ..... 1:35 p.m.	September 3 (Mon.) ..... 1:35 p.m.	
July 17 (Tues.) ..... 7 p.m.			
July 18 (Wed.) ..... Noon			

**CURVE vs. BOWIE SERIES INFO**

All-Time vs. Bowie ..... 156-157  
 at Altoona ..... 77-79  
 at Bowie ..... 79-78  
 Postseason vs. Bowie ..... 4-3  
 2017 vs. Bowie ..... 5-14  
 at Altoona ..... 3-5  
 at Bowie ..... 2-9  
 Best Record vs. Bowie ..... 13-7 (2002)  
 Worst Record vs. Bowie ..... 1-5 (2013)  
 Largest Margin of Victory ..... 12 (8/22/04, 12-0)  
 Largest Margin of Defeat ..... 16 (8/1/08, 19-3)



**ERIE SEAWOLVES**

110 East 10th Street  
 Erie, PA 16501  
 Phone: (814) 456-1300  
 Fax: (814) 456-7520  
 seawolves.com  
 @erie\_seawolves

**TEAM INFORMATION/PERSONNEL**

First Year ..... 1999  
 Ballpark ..... UPMC Park (cap. 6,000)  
 Field Dimensions ..... LF-312, CF-400, RF-328  
 Affiliation ..... Detroit Tigers (2001)  
 League Titles ..... None  
 Last Playoff Appearance ..... 2013 (Lost in ELDS)  
 2017 Record ..... 65-75 (4th - E.L. Western)  
 2016 Attendance ..... 214,394 (11th in E.L.)

Owner ..... Fernando Aquirre  
 General Manager ..... Greg Coleman  
 Media Contacts ..... Greg Gania, Bailey Angle  
 Broadcasters ..... Greg Gania, Bailey Angle

Manager ..... Andrew Graham  
 Pitching Coach ..... Willie Blair  
 Hitting Coach ..... Mike HESSMAN  
 Athletic Trainer ..... T.J. Obergefell

Curve Hotel in Erie ..... Baymont Inn & Suites Erie  
 ..... 8170 Perry Highway  
 ..... Erie, PA 16509  
 ..... PH: (814) 866-8808  
 ..... FX: (814) 868-8953

**2018 SERIES (20)**

<b>at Altoona (10)</b>		<b>at Erie (10)</b>	
April 23 (Mon.) ..... 6 p.m.	April 13 (Fri.) ..... 6:05 p.m.	April 14 (Sat.) ..... 1:35 p.m.	
April 24 (Tues.) ..... 6 p.m.	April 14 (Sat.) ..... 1:35 p.m.	April 15 (Sun.) ..... 1:35 p.m.	
April 25 (Wed.) ..... 10:30 a.m.	April 15 (Sun.) ..... 1:35 p.m.	June 22 (Fri.) ..... 7:05 p.m.	
May 3 (Thurs.) ..... 6 p.m.	June 22 (Fri.) ..... 7:05 p.m.	June 23 (Sat.) ..... 7:05 p.m.	
May 4 (Fri.) ..... 6 p.m.	June 23 (Sat.) ..... 7:05 p.m.	June 24 (Sun.) ..... 1:35 p.m.	
May 5 (Sat.) ..... 4 p.m.	June 24 (Sun.) ..... 1:35 p.m.	July 12 (Thurs.) ..... 7:05 p.m.	
May 6 (Sun.) ..... 2 p.m.	July 12 (Thurs.) ..... 7:05 p.m.	July 13 (Fri.) ..... 7:05 p.m.	
August 10 (Fri.) ..... 7 p.m.	July 13 (Fri.) ..... 7:05 p.m.	July 14 (Sat.) ..... 7:05 p.m.	
August 11 (Sat.) ..... 6 p.m.	July 14 (Sat.) ..... 7:05 p.m.	July 15 (Sun.) ..... 1:35 p.m.	
August 12 (Sun.) ..... 6 p.m.	July 15 (Sun.) ..... 1:35 p.m.		

**CURVE vs. ERIE SERIES INFO**

All-Time vs. Erie ..... 200-185  
 at Altoona ..... 93-91  
 at Erie ..... 107-94  
 Postseason vs. Erie ..... 3-0  
 2017 vs. Erie ..... 13-8  
 at Altoona ..... 7-3  
 at Erie ..... 6-5  
 Best Record vs. Erie ..... 15-5 (2015)  
 Worst Record vs. Erie ..... 7-15 (2014)  
 Largest Margin of Victory ..... 12 (7/28/02, 14-2)  
 Largest Margin of Defeat ..... 17 (7/7/09, 19-2)



## HARRISBURG SENATORS

First National Bank Field / City Island  
 Harrisburg, PA 17101  
 Phone: (717) 231-4444  
 Fax: (717) 231-4445  
 senatorsbaseball.com  
 @HbgSenators

### TEAM INFORMATION/PERSONNEL

First Year ..... 1987  
 Ballpark ..... First National Bank Field (cap. 6,302)  
 Field Dimensions ..... LF-330, CF-400, RF-335  
 Affiliation ..... Washington Nationals (1991)  
 League Titles ..... 6 ('87, '93, '96, '97, '98, '99)  
 Last Playoff Appearance ..... 2013 (Lost in ELCS)  
 2017 Record ..... 60-80 (6th - E.L. Western)  
 2017 Attendance ..... 262,872 (9th in E.L.)

Principle Owner ..... Mark Butler  
 President ..... Kevin Kulp  
 General Manager ..... Randy Whitaker  
 Media Contact ..... Terry Byrom  
 Broadcasters ..... Terry Byrom, Greg Wong

Manager ..... Matt LeCroy  
 Pitching Coach ..... Michael Tejera  
 Hitting Coach ..... Brian Rupp  
 Athletic Trainer ..... T.D. Swinford

Curve Hotel in Harrisburg ..... Holiday Inn Harrisburg East  
 ..... 815 S. Eisenhower Blvd.  
 ..... Middletown, PA 17057  
 ..... PH: (717) 939-1600 x187

### 2018 SERIES (19)

<b>at Altoona (9)</b>		<b>at Harrisburg (10)</b>	
April 9 (Mon.) ..... 6 p.m.	April 27 (Fri.) ..... 7 p.m.	April 10 (Tues.) ..... 6 p.m.	April 28 (Sat.) ..... 6 p.m.
April 11 (Wed.) ..... 6 p.m.	April 29 (Sun.) ..... 1:30 p.m.	June 25 (Mon.) ..... 7 p.m.	May 25 (Fri.) ..... 7 p.m.
June 26 (Tues.) ..... 7 p.m.	May 26 (Sat.) ..... 6 p.m.	June 27 (Wed.) ..... 7 p.m.	May 27 (Sun.) ..... 6:30 p.m.
June 28 (Thurs.) ..... 7 p.m.	May 28 (Mon.) ..... Noon	August 22 (Wed.) ..... 6 p.m.	July 31 (Tues.) ..... 6:30 p.m.
August 23 (Thurs.) ..... 6 p.m.	August 1 (Wed.) ..... 6:30 p.m.	August 2 (Thurs.) ..... 7 p.m.	

### CURVE vs. HARRISBURG SERIES INFO

All-Time vs. Harrisburg ..... 185-158  
 at Altoona ..... 103-64  
 at Harrisburg ..... 82-94  
 Postseason vs. Harrisburg ..... 3-1  
 2017 vs. Harrisburg ..... 11-6  
 at Altoona ..... 7-3  
 at Harrisburg ..... 4-3  
 Best Record vs. Harrisburg ..... 10-4 (2014)  
 Worst Record vs. Harrisburg ..... 5-11 (2011)  
 Largest Margin of Victory ..... 12, 2x, last - (8/7/10, 18-6)  
 Largest Margin of Defeat ..... 12 (5/13/99, 13-1)



## HARTFORD YARD GOATS

1214 Main Street  
 Hartford, CT 06103  
 Phone: (860) 246-4628  
 Fax: (860) 247-4628  
 yardgoatsbaseball.com  
 @GoYardGoats

### TEAM INFORMATION/PERSONNEL

First Year ..... 2016  
 Ballpark ..... Dunkin' Donuts Park (cap. 6,056)  
 Field Dimensions ..... LF-331, CF-400, RF-337  
 Affiliation ..... Colorado Rockies (2015)  
 League Titles ..... 2 ('83, '01, both in New Britain)  
 Last Playoff Appearance ..... 2009 (New Britain) (Lost in ELDS)  
 2017 Record ..... 62-77 (5th - E.L. Eastern)  
 2016 Attendance ..... 395,196 (2nd in E.L.)

Directors ..... Josh & Jim Solomon, Jennifer Goorno  
 President ..... Tim Restall  
 General Manager ..... Mike Abramson  
 Media Contact ..... Jeff Dooley  
 Broadcasters ..... Jeff Dooley, Dan Lovallo

Manager ..... Warren Schaeffer  
 Pitching Coach ..... Mark Brewer  
 Hitting Coach ..... Lee Stevens  
 Athletic Trainer ..... Hoshito Mizutani

Curve Hotel in Hartford ..... Holiday Inn Express  
 ..... 2553 Berlin Turnpike  
 ..... Newington, CT 06489  
 ..... PH: (860) 372-4000

### 2018 SERIES (6)

<b>at Altoona (3)</b>		<b>at Hartford (3)</b>	
June 8 (Fri.) ..... 7 p.m.	June 1 (Fri.) ..... 7:05 p.m.	June 9 (Sat.) ..... 6 p.m.	June 2 (Sat.) ..... 6:05 p.m.
June 10 (Sun.) ..... 2 p.m.	June 3 (Sun.) ..... 1:05 p.m.		

### CURVE vs. HARTFORD SERIES INFO

All-Time vs. Hartford ..... 9-6  
 at Altoona ..... 4-2  
 at Hartford ..... 5-4  
 Postseason vs. Hartford ..... N/A  
 2017 vs. Hartford ..... 7-2  
 at Altoona ..... 2-1  
 at Hartford ..... 5-1  
 Best Record vs. Hartford ..... 7-2 (2017)  
 Worst Record vs. Hartford ..... 2-4 (2016)  
 Largest Margin of Victory ..... 8 (6/17/16, 11-3)  
 Largest Margin of Defeat ..... 8 (7/19/16, 10-2)



**NEW HAMPSHIRE FISHER CATS**

1 Line Drive  
 Manchester, NH 03101  
 Phone: (603) 641-2005  
 Fax: (603) 641-2055  
 nhfishercats.com  
 @fishercats

**PORTLAND SEA DOGS**

271 Park Avenue  
 Portland, ME 04102  
 Phone: (207) 874-9300  
 Fax: (207) 780-0317  
 seadogs.com  
 @PortlandSeaDogs

**TEAM INFORMATION/PERSONNEL**

**TEAM INFORMATION/PERSONNEL**

First Year ..... 2004  
 Ballpark ..... Northeast Delta Dental Stadium (cap. 6,500)  
 Field Dimensions ..... LF-326, CF-400, RF-306  
 Affiliation ..... Toronto Blue Jays (2004)  
 League Titles ..... 2 (2004, 2011)  
 Last Playoff Appearance ..... 2011 (Won ELCS)  
 2017 Record ..... 59-80 (6th - E.L. Eastern)  
 2017 Attendance ..... 284,109 (8th in E.L.)

First Year ..... 1994  
 Ballpark ..... Hadlock Field (cap. 7,368)  
 Field Dimensions ..... LF-315, CF-400, RF-335  
 Affiliation ..... Boston Red Sox (2003)  
 League Titles ..... 1 (2006)  
 Last Playoff Appearance ..... 2014 (Lost in ELDS)  
 2017 Record ..... 65-74 (4th - E.L. Eastern)  
 2017 Attendance ..... 358,153 (4th in E.L.)

Owner, Managing Partner ..... Art Solomon  
 President ..... Mike Ramshaw  
 General Manager ..... Jim Flavin  
 Media Contact ..... Tyler Murray  
 Broadcasters ..... Tyler Murray, Bob Lipman, Tyler Zickel

Chairman ..... Bill Bruce  
 President ..... Charlie Eshbach  
 Exec. VP/General Manager ..... Geoff Iacuessia  
 Media Contact ..... Chris Cameron, Mike Antonellis  
 Broadcasters ..... Mike Antonellis, Mark Priceman

Manager ..... John Schneider  
 Pitching Coach ..... Vince Horsman  
 Hitting Coach ..... Hunter Mense  
 Coach ..... Andy Fermin  
 Athletic Trainer ..... Drew MacDonald

Manager ..... Darren Fenster  
 Pitching Coach ..... Paul Abbott  
 Hitting Coach ..... Lee May Jr  
 Coach ..... Mickey Jiang  
 Athletic Trainer ..... Scott Gallon

Curve Hotel in Manchester ..... Country Inn & Suites  
 ..... 250 River Rd.  
 ..... Bedford, N.H. 03110  
 ..... PH: (603) 666-4600

Curve Hotel in Portland ..... Fireside Inn & Suites  
 ..... 81 Riverside St.  
 ..... Portland, ME 04103  
 ..... PH: (207) 774-5601

**2018 SERIES (6)**

**2018 SERIES (7)**

**at Altoona (3)**                      **at New Hampshire (3)**  
 June 15 (Fri.) ..... 7 p.m.      August 14 (Tues.) ..... 7:05 p.m.  
 June 16 (Sat.) ..... 6 p.m.      August 15 (Wed.) ..... 7:05 p.m.  
 June 17 (Sun.) ..... 6 p.m.      August 16 (Thurs.) ..... 7:05 p.m.

**at Altoona (4)**                      **at Portland (3)**  
 May 17 (Thurs.) ..... 6 p.m.      August 17 (Fri.) ..... 7 p.m.  
 May 18 (Fri.) ..... 6 p.m.      August 18 (Sat.) ..... 6 p.m.  
 May 19 (Sat.) ..... 6 p.m.      August 19 (Sun.) ..... 1 p.m.  
 May 20 (Sun.) ..... 2 p.m.

**CURVE vs. NEW HAMPSHIRE SERIES INFO**

**CURVE vs. PORTLAND SERIES INFO**

All-Time vs. New Hampshire ..... 47-41  
     at Altoona ..... 24-21  
     at Manchester ..... 23-20  
 Postseason vs. New Hampshire ..... 0-3  
 2017 vs. New Hampshire ..... 5-2  
     at Altoona ..... 3-1  
     at Manchester ..... 2-1  
 Best Record vs. New Hampshire ..... 7-0 (2013)  
 Worst Record vs. New Hampshire ..... 1-5 (2014)  
 Largest Margin of Victory ..... 12 (8/15/08, 12-0)  
 Largest Margin of Defeat ..... 13 (6/12/15, 14-1)

All-Time vs. Portland ..... 59-59  
     at Altoona ..... 33-26  
     at Portland ..... 26-33  
 Postseason vs. Portland ..... N/A  
 2017 vs. Portland ..... 3-3  
     at Altoona ..... 2-1  
     at Portland ..... 1-2  
 Best Record vs. Portland ..... 6-1 (2000)  
 Worst Record vs. Portland ..... 1-5 (2014)  
 Largest Margin of Victory ..... 10, 2x, last (8/3/00, 12-2)  
 Largest Margin of Defeat ..... 11, (8/14/12, 13-2)

ORGANIZATION — 2018 CURVE — HISTORY \ RECORDS — EASTERN LEAGUE — PIRATES ORGANIZATION — GENERAL INFORMATION



**READING FIGHTIN PHILS**

1900 South Centre Ave.  
Reading, PA 19605  
Phone: (610) 375-8469  
Fax: (610) 373-5868  
fightins.com  
@ReadingFightins

**TEAM INFORMATION/PERSONNEL**

First Year ..... 1952  
Ballpark ..... FirstEnergy Stadium (cap. 9,000)  
Field Dimensions ..... LF-330, CF-400, RF-330  
Affiliation ..... Philadelphia Phillies (1967)  
League Titles ..... 5 ('57, '68, '73, '95, '01)  
Last Playoff Appearance ..... 2016 (Lost in ELDS)  
2017 Record ..... 72-68 (3rd - E.L. Eastern)  
2017 Attendance ..... 411,698 (1st in E.L.)

Managing Partner ..... Craig Stein  
General Manager ..... Scott Hunsicker  
Media Contact ..... Mike Ventola  
Broadcasters ..... Mike Ventola, Gregg Casterta

Manager ..... Greg Legg  
Pitching Coach ..... Steve Schrenk  
Hitting Coach ..... Kevin Riggs  
Coach ..... Rico Brogna  
Athletic Trainer ..... Mickey Kozack

Curve Hotel in Reading ..... Crowne Plaza Reading  
..... 1741 Papermill Road  
..... Wyomissing, PA 19610  
..... PH: (610) 376-3811

**2018 SERIES (11)**

**at Altoona (3)**

June 5 (Tues.) ..... 7 p.m.  
June 6 (Wed.) ..... 7 p.m.  
June 7 (Thurs.) ..... 7 p.m.

**at Reading (8)**

May 10 (Thurs.) ..... 6:35 p.m.  
May 11 (Fri.) ..... 7:05 p.m.  
May 12 (Sat.) ..... 6:05 p.m.  
May 13 (Sun.) ..... 2:05 p.m.  
July 19 (Thurs.) ..... 7:05 p.m.  
July 20 (Fri.) ..... 7:05 p.m.  
July 21 (Sat.) ..... 6:35 p.m.  
July 22 (Sun.) ..... 5:05 p.m.

**CURVE vs. READING SERIES INFO**

All-Time vs. Reading ..... 137-149  
at Altoona ..... 78-69  
at Reading ..... 59-80  
Postseason vs. Reading ..... N/A  
2017 vs. Reading ..... 5-1  
at Altoona ..... 2-1  
at Reading ..... 3-0  
Best Record vs. Reading ..... 5-1 (2017)  
Worst Record vs. Reading ..... 6-14 (2002)  
Largest Margin of Victory ..... 11 (8/10/14, 13-2)  
Largest Margin of Defeat ..... 14 (8/7/16, 14-0)



**RICHMOND FLYING SQUIRRELS**

3001 N. Boulevard  
Richmond, VA 23230  
Phone: (804) 359-3866  
Fax: (804) 359-1373  
squirrelsbaseball.com  
@gosquirrels

**TEAM INFORMATION/PERSONNEL**

First Year ..... 2010  
Ballpark ..... The Diamond (cap. 10,500)  
Field Dimensions ..... LF-330, CF-402, RF-330  
Affiliation ..... San Francisco Giants (1995)  
League Titles ..... N/A  
Last Playoff Appearance ..... 2014 (Lost in ELCS)  
2017 Record ..... 63-77 (5th - E.L. Western)  
2017 Attendance ..... 386,185 (3rd in E.L.)

President/Managing Partner ..... Lou DiBella  
Chief Executive ..... Chuck Domino  
Vice President/C.O.O. .... Todd Parnell  
General Manager ..... Ben Rothrock  
Media Contact ..... Jay Burnham  
Broadcasters ..... Jay Burnham, Sam Ravech

Manager ..... Willie Harris  
Pitching Coach ..... Glenn Dishman  
Hitting Coach ..... Francisco Morales  
Special Assistant ..... Gene Clines  
Bullpen Coach ..... Eliezer Zambrano  
Athletic Trainer ..... Hiro Sato

Curve Hotel in Richmond ..... Quality Inn West End  
..... 8008 West Broad Street  
..... Richmond, VA 23294  
..... PH: (804) 346-0000

**2018 SERIES (15)**

**at Altoona (9)**

April 20 (Fri.) ..... 6 p.m.  
April 21 (Sat.) ..... 4 p.m.  
April 22 (Sun.) ..... 2 p.m.  
May 14 (Mon.) ..... 6 p.m.  
May 15 (Tues.) ..... 6 p.m.  
May 16 (Wed.) ..... 6 p.m.  
August 24 (Fri.) ..... 6 p.m.  
August 25 (Sat.) ..... 6 p.m.  
August 26 (Sun.) ..... 6 p.m.

**at Richmond (6)**

April 30 (Mon.) ..... 6:35 p.m.  
May 1 (Tues.) ..... 6:35 p.m.  
May 2 (Wed.) ..... 10:35 a.m.  
June 19 (Tues.) ..... 6:35 p.m.  
June 20 (Wed.) ..... 6:35 p.m.  
June 21 (Thurs.) ..... 6:35 p.m.

**CURVE vs. RICHMOND SERIES INFO**

All-Time vs. Richmond ..... 89-75  
at Altoona ..... 56-31  
at Richmond ..... 33-44  
Postseason vs. Richmond ..... N/A  
2017 vs. Richmond ..... 7-9  
at Altoona ..... 3-3  
at Richmond ..... 4-6  
Best Record vs. Richmond ..... 16-6 (2016)  
Worst Record vs. Richmond ..... 7-9 (2017)  
Largest Margin of Victory ..... 12 (8/24/13(2), 13-1)  
Largest Margin of Defeat ..... 11, 2x, last (5/27/13, 13-2)



## TRENTON THUNDER

One Thunder Road  
Trenton, NJ 08611  
Phone: (609) 394-3300  
Fax: (609) 394-9666  
trentonthunder.com  
@TrentonThunder

### TEAM INFORMATION/PERSONNEL

First Year ..... 1994  
Ballpark ..... ARM & HAMMER Park (cap. 6,440)  
Field Dimensions ..... LF-330, CF-407, RF-330  
Affiliation ..... New York Yankees (2003)  
League Titles ..... 3 (2007, 2008, 2013)  
Last Playoff Appearance ..... 2017 (Lost ELCS)  
2017 Record ..... 92-48 (1st - E.L. Eastern)  
2017 Attendance ..... 349,013 (5th in E.L.)

Ownership ..... Garden State Baseball, LLP  
General Manager/C.O.O. .... Jeff Hurley  
Media Contact ..... Jon Mozes  
Broadcasters ..... Jon Mozes, Spenser Smith

Manager ..... Jay Bell  
Pitching Coach ..... Tim Norton  
Hitting Coach ..... Ty Hawkins  
Bullpen Coach ..... Luis Dorante  
Defensive Coach ..... Raul Dominguez  
Athletic Trainer ..... Jimmy Downam

Curve Hotel in Trenton ..... Hyatt Regency Princeton  
..... 102 Carnegie Center  
..... Princeton, NJ 08540  
..... PH: (609) 734-4089

### 2018 SERIES (12)

<b>at Altoona (9)</b>		<b>at Trenton (3)</b>	
July 4 (Wed.).....	7 p.m.	August 7 (Tues.).....	7 p.m.
July 5 (Thurs.).....	7 p.m.	August 8 (Wed.).....	Noon
July 6 (Fri.).....	7 p.m.	August 9 (Thurs.).....	7 p.m.
July 7 (Sat.).....	6 p.m.		
July 8 (Sun.).....	2 p.m.		
August 27 (Mon.).....	6 p.m.		
August 28 (Tues.).....	6 p.m.		
August 29 (Wed.).....	6 p.m.		
August 30 (Thurs.).....	6 p.m.		

### CURVE vs. TRENTON SERIES INFO

All-Time vs. Trenton ..... 84-88  
at Altoona ..... 52-37  
at Trenton ..... 32-51  
Postseason vs. Trenton ..... 6-1  
2017 vs. Trenton ..... 5-8  
at Altoona ..... 4-6  
at Trenton ..... 1-2  
Best Record vs. Trenton ..... 6-1 (2006)  
Worst Record vs. Trenton ..... 2-5 (2000, 2016)  
Largest Margin of Victory ..... 12 8/22/12, 14-2  
Largest Margin of Defeat ..... 13 (5/6/05, 16-3)



## EASTERN LEAGUE

30 Danforth Street, Suite #208  
Portland, ME 04101  
Phone: (207) 761-2700  
Fax: (207) 761-7064  
easternleague.com  
@EasternLeague

### LEAGUE INFORMATION/PERSONNEL

League Name ..... The Eastern League of Professional Baseball Clubs, Inc.  
Year Founded ..... 1923  
Address ..... 30 Danforth St., Suite 208  
Portland, ME 04101  
Phone ..... (207)761-7200  
Fax ..... (207)761-7064  
E-mail ..... elpb@easternleague.com

President ..... Joe McEacharn (15th season)  
Assistant to the President ..... Bill Rosario  
E-mail ..... brosarior@easternleague.com

### Divisional Alignment

Western ..... Akron, Altoona, Bowie, Erie  
Harrisburg, Richmond  
Eastern ..... Binghamton, Hartford,  
New Hampshire, Portland, Reading, Trenton

Schedule ..... 140 games (unbalanced schedule)  
Opening Day/Last Game ..... April 5/September 3  
Playoffs Begin ..... September 5  
All-Star Break ..... July 9-11  
All-Star Game ..... July 11, Trenton, N.J.  
Roster Limit ..... 25

### Playoff Format

- Divisional Playoffs: Top two teams in each division will play a best-of-five series with a 2-3 format with division champ hosting games 3-5
- Championship Series: Winners of two divisional series play in a best-of-five series with a 2-3 format.
- Eastern Division hosts first two games in odd numbered years
- Western Division hosts first two games in even numbered years

### Tiebreakers

- Ties for first place are broken on head-to-head records.
- Ties for second place broken by one-game playoff to be hosted by team with best head-to-head record.

### League Statistician

MLB Advanced Media - 75 Ninth Ave., 5th Floor - New York, NY 10011

### Statistical Minimums

Batting Title (383 minimum PA)  
ERA Title (114 minimum IP)

After making the climb from Altoona to Pittsburgh in less than four months, outfielder Jordan Luplow was named the Pirates Minor League Player of the Year in 2017



# PIRATES ORGANIZATION



**PITTSBURGH PIRATES BASEBALL CLUB**

PNC PARK AT NORTH SHORE  
 115 FEDERAL STREET  
 PITTSBURGH, PA 15212  
 (412) 323-5000  
 www.pirates.com

**EXECUTIVE**

Chairman of the Board .....	Bob Nutting
President .....	Frank Coonelly
Senior Vice President, Business Affairs & General Counsel .....	Bryan Stroh
Executive Vice President & Chief Financial Officer .....	Jim Plake
Executive Vice President & PNC Park General Manager .....	Dennis DaPra
Senior Vice President, Community & Public Affairs .....	Patty Salerno

**BASEBALL OPERATIONS**

Senior Vice President & General Manager .....	Neal Huntington
Vice President, Assistant General Manager .....	Kyle Stark
Assistant General Manager .....	Kevan Graves
Senior Director, Baseball Informatics .....	Dan Fox
Special Assistant to the General Manager .....	Ron Hopkins
Special Assistant to the General Manager .....	Sean McNally
Special Assistant to the General Manager .....	Jax Robertson
Special Assistant to the General Manager .....	Matt Ruebel
Special Assistant to the General Manager .....	Greg Smith
Special Assistant to the General Manager .....	Doug Strange
Special Assistant to the General Manager, Cultural Initiatives .....	Mike Gonzalez
Special Assistant, Baseball Operations .....	Jamey Carroll
Special Assistant, Baseball Operations .....	Scott Elarton
Special Assistant, Baseball Operations .....	Grady Little
Special Assistant, Baseball Operations .....	Kevin Young
Senior Advisor, Baseball Operations .....	Nick Leyva

**PLAYER DEVELOPMENT**

Senior Director, Minor League Operations .....	Larry Broadway
Assistant Director, Minor League Operations .....	Brian Selman
Coordinator, Minor League Operations .....	TJ Large
Senior Field Coordinator .....	Brad Fischer
Assistant Field Coordinator .....	Bobby Scales
Senior Pitching Coordinator .....	Scott Mitchell
Infield Coordinator .....	Gary Green
Hitting Coordinator .....	Larry Sutton
Coordinator, Instruction .....	Dave Turgeon
Latin American Field Coordinator .....	Mendy Lopez
Latin American Pitching Coordinator .....	Amaury Telemaco
Senior Advisor, Latin American Operations .....	Luis Silverio
Assistant Pitching Coordinator .....	Tom Filer
Senior Advisor, Player Development .....	Woody Huke
Senior Advisor, Player Development .....	Mike Lum
Senior Advisor, Dominican Summer League .....	Cecilio Beltre



Owner Bob Lozinak dons the Pittsburgh Pirates cap at a press conference announcing the Curve's affiliation with the Bucs back in 1998

# 2017 PIRATES MINOR LEAGUE ORGANIZATIONAL LEADERS

## BATTING AVERAGE (Min. 2.7 PA/Team Games)

Mason Martin	GCL	.307
Edison Lantigua	BRS	.307
<b>Jordan George</b>	<b>BRD/ALT</b>	<b>.302</b>
<b>Jordan Luplow</b>	<b>ALT/IND</b>	<b>.302</b>
Albert Baur	WVP	.298



## ERA (Min. 0.8 IP/Team Games)

Scooter Hightower	WVBB	1.94
Steven Brault	IND	1.94
Gavin Wallace	WVBB	2.65
Ike Schlabach	WVBB	2.83
Evan Piechota	BRS/WVBB	2.90

## HOME RUNS

<b>Jordan Luplow</b>	<b>ALT/IND</b>	<b>23</b>
<b>Logan Hill</b>	<b>BRD/ALT</b>	<b>18</b>
Eric Wood	IND	16
<b>Edwin Espinal</b>	<b>ALT/IND</b>	<b>15</b>
Danny Ortiz	IND	15



## WINS

<b>Tanner Anderson</b>	<b>ALT</b>	<b>10</b>
<b>Alex McRae</b>	<b>ALT</b>	<b>10</b>
Steven Brault	IND	10
Luis Escobar	WVP	10
Clay Holmes	IND	10
Nick Kingham	IND	10

## RBI

<b>Edwin Espinal</b>	<b>ALT/IND</b>	<b>86</b>
<b>Mitchell Tolman</b>	<b>BRD/ALT</b>	<b>67</b>
Albert Baur	WVP	65
Danny Ortiz	IND	63
<b>Jerrick Suiter</b>	<b>BRD/ALT</b>	<b>62</b>





## SAVES

<b>Montana DuRapau</b>	<b>ALT/IND</b>	<b>15</b>
<b>Tate Scioneaux</b>	<b>ALT</b>	<b>14</b>
Seth McGarry	BRD	14
Dovydas Neverauskas	IND	13
Two tied		12

## STOLEN BASES

<b>Cole Tucker</b>	<b>BRD/ALT</b>	<b>47</b>
Ke'Bryan Hayes	BRD	27
Alfredo Reyes	BRD	24
Eury Perez	IND	22
<b>Pablo Reyes</b>	<b>ALT</b>	<b>21</b>



## STRIKEOUTS

Luis Escobar	WVP	168
Tyler Glasnow	IND	140
Drew Hutchison	IND	124
<b>Mitch Keller</b>	<b>BRD/ALT</b>	<b>116</b>
<b>Austin Coley</b>	<b>ALT</b>	<b>114</b>



### Triple-A - International League INDIANAPOLIS INDIANS

501 West Maryland Street  
Indianapolis, IN 46225  
Phone: (317) 269-3542  
Fax: (317) 269-3541  
indyindians.com  
@indyindians




### A-Adv. - Florida State League BRADENTON MARAUDERS

1701 27th Street East  
Bradenton, FL 34208  
Phone: (941) 747-3031  
Fax: (941) 747-9442  
bradentonmarauders.com  
@The\_Marauders


## 2018 COACHING STAFF/TEAM PERSONNEL

### MANAGER




BRIAN ESPOSITO

### PITCHING COACH



STAN KYLES

### HITTING COACH



RYAN LONG

MEDIA CONTACT: CHEYNE REITER (CREITER@INDYINDIANS.COM)

## 2018 COACHING STAFF/TEAM PERSONNEL

### MANAGER



GERA ALVAREZ

### PITCHING COACH



MATT FORD

### HITTING COACH



BUTCH WYNEGAR

MEDIA CONTACT: NATE MARCH (NATHAN.MARCH@PIRATES.COM)






Single-A - South Atlantic League  
**WEST VIRGINIA POWER**

601 Morris St. Suite 201  
Charleston, WV 25301  
Phone: (304) 344-BATS (2287)  
Fax: (304) 344-0083  
wvpower.com  
@wv\_power


**2018 COACHING STAFF/TEAM PERSONNEL**

**MANAGER**



WYATT TOREGAS

**PITCHING COACH**



JOEL HANRAHAN

**HITTING COACH**



CHRIS PETERSON

MEDIA CONTACT: DAVID KAHN (DKAHN@WVPOWER.COM)



Short-Season-A - New York-Penn League  
**WEST VIRGINIA BLACK BEARS**

2040 Gyorko Drive  
Granville, WV 26534  
Phone: (304) 293-7190  
westvirginiablackbears.com  
@WVBlackBears

**2018 COACHING STAFF/TEAM PERSONNEL**

**MANAGER**



KIERAN MATTISON

**PITCHING COACH**




TOM FILER

**HITTING COACH**



JONATHAN PREITO

CONTACT: JACKIE RIGGLEMAN (JRIGGLEMAN@WESTVIRGINIABLACKBEARS.COM)



Rookie-Advanced - Appalachian League  
**BRISTOL PIRATES**

1501 Euclid Ave.  
Bristol, VA 24201  
Phone: (276) 206-9946  
Fax: (276) 669-7686  
www.bristolpiratesbaseball.com  
@BriBucs

**2018 COACHING STAFF/TEAM PERSONNEL**

**MANAGER**



MIGUEL PEREZ

**PITCHING COACH**



JOEY SEAVER

**HITTING COACH**



AUSTIN McCLUNE

MEDIA CONTACT: LUCAS HOBBS (MARKETING@BRISTOLBASEBALL.COM)



Rookie - Gulf Coast League  
**GCL PIRATES**

1701 27th Street East  
Bradenton, FL 34208  
Phone: (941) 747-3031  
Fax: (941) 747-9549

**2018 COACHING STAFF/TEAM PERSONNEL**

**MANAGER**



DAVE TURGEON

**PITCHING COACH**





DREW BENES

**HITTING COACH**



KORY DeHAAN





Altoona Curve Baseball  
**20<sup>TH</sup>**  
SEASON  
*Curve*  
Pa

PRESENTED BY  
**STUCKEY SUBARU**

# GENERAL INFORMATION



## YEARLY ATTENDANCE TOTALS

YEAR	OPENINGS	TOTAL ATTENDANCE	AVG. ATTENDANCE
2017	67	294,486	4,395
2016	66	272,640	4,131
2015	70	302,761	4,325
2014	67	275,823	4,416
2013	68	286,227	4,209
2012	63	270,613	4,295
2011	68	285,906	4,205
2010	69	286,321	4,150
2009	64	275,945	4,311
2008	67	346,973	5,179
2007	67	356,339	5,318
2006	66	365,407	5,536
2005	71	390,239	5,496
2004	66	394,062	5,970
2003	65	365,376	5,621
2002	69	363,871	5,273
2001	68	348,316	5,122
2000	66	333,968	5,060
1999	69	323,932	4,695
<b>TOTALS</b>	<b>1,276</b>	<b>6,139,205</b>	<b>4,811</b>

**NOTE:** Figures do not include the 7,346 fans the Curve drew for their May 15, 2000 exhibition vs. Pittsburgh, the 9,308 who attended the 2006 E.L. All-Star Game, the franchise-record 10,116 who attended the Pirates-Curve Exhibition on March 30, 2013, the 6,055 who attended the 2014 E.L. All-Star Game or the 80,015 fans who attended the Curve's 20 E.L. playoff games at Peoples Natural Gas Field from 2003-06, 2010, and 2015-17.

## 2017 E.L. ATTENDANCE (by average)

TEAM	BALLPARK	CAPACITY	TOTAL	OPENINGS	AVERAGE
Reading Fightin Phils	FirstEnergy Stadium	9,000	411,698	68	6,054
Richmond Flying Squirrels	The Diamond	10,500	386,185	64	6,034
Hartford Yard Goats	Dunkin Donuts Park	6,056	395,196	68	5,812
Portland Sea Dogs	Hadlock Field	5,788	356,153	63	5,653
Akron RubberDucks	Canal Park	9,447	343,351	66	5,202
Trenton Thunder	ARM & HAMMER Park	6,440	349,013	68	5,133
New Hampshire Fisher Cats	Northeast Delta Dental Stadium	6,500	284,108	60	4,735
Altoona Curve	Peoples Natural Gas Field	7,210	294,486	67	4,395
Harrisburg Senators	FNB Field	6,302	262,872	66	3,983
Bowie Baysox	Prince George's Stadium	10,000	234,789	68	3,453
Erie SeaWolves	Jerry Uht Park	6,952	214,394	64	3,350
Binghamton Mets	NYSEG Stadium	6,012	190,765	58	3,289

CURVE ALL-TIME  
MONTHLY ATTENDANCE

MONTH	TOTAL	OPENINGS	AVERAGE	DAY	TOTAL	OPENINGS	AVERAGE
April	724,185	202	3,585	Monday	589,396	152	3,877
May	1,185,358	266	4,456	Tuesday	733,803	178	4,122
June	1,164,579	238	4,893	Wednesday	759,824	176	4,317
July	1,362,022	266	5,120	Thursday	787,381	174	4,525
Aug/Sept	1,703,061	308	5,529	Friday	1,010,439	196	5,155
<b>TOTAL</b>	<b>6,139,205</b>	<b>1,276</b>	<b>4,811</b>	Saturday	1,205,710	203	5,940
				Sunday	1,052,652	197	5,343
				<b>TOTAL</b>	<b>6,139,205</b>	<b>1,276</b>	<b>4,811</b>

CURVE ALL-TIME  
DAILY ATTENDANCE

## GOING, GOING, GONE

Led by Josh Bonifay's 25 home runs, the 2005 Altoona Curve established the single-season franchise record by clubbing a total of 141 big flies in 142 regular-season games. The 25 home runs hit by Bonifay are the second-most in club history, trailing only Adam Hyzdu's 31 hit during the 2000 season. Team MVP Jose Bautista was second on the 2005 club with 23 homers, while three other players, Craig Stansberry (18), Tom Evans (15) and Brad Eldred (13), also reached double figures. By contrast, the first championship Curve team in 2010 only slugged 80 regular-season home runs, but hit 14 in their eight playoff games.

## TOP 10 REGULAR SEASON CROWDS AT PEOPLES NATURAL GAS FIELD

RANK	TOTAL	DATE/OPPONENT	RESULT
1	9,255	8/10/03 vs. Harrisburg (DH)	L, 4-2 / W, 4-3
2	9,163	7/4/04 vs. Harrisburg	W, 2-0 (7)
3	9,137	7/4/03 vs. Erie	W, 11-5
4	9,017	8/18/06 vs. Harrisburg	W, 13-1
5	8,979	8/22/04 vs. Bowie	W, 12-0
6	8,845	7/4/14 vs. Harrisburg	W, 7-4
7	8,836	8/5/06 vs. New Britain	L, 3-2
8	8,814	7/1/06 vs. Akron	L, 7-0
9	8,796	7/4/17 vs. Binghamton	W, 6-0
10	8,774	7/4/15 vs. Harrisburg	L, 11-9

### TOP SERIES ATTENDANCE

#### TOP 3-DATE SERIES

Total	Dates	Opponent
24,513	August 18-20, 2006	Harrisburg
24,268	August 17-19, 2007	Erie
23,411	August 6-8, 2004	Harrisburg
23,009	August 4-6, 2006	New Britain

#### TOP 4-DATE SERIES

Total	Dates	Opponent
30,914	August 19-22, 2004	Bowie
29,748	July 15-18, 2004	Reading
29,309	June 30-July 3, 2006	Akron
28,754	July 11-14, 2006	Akron

#### TOP 6-DATE HOMESTANDS

Total	Dates	Opponents
41,390	August 18-23, 2006	HAR/BOW
39,380	August 5-10, 2005	AKR/BOW
39,032	June 28-July 3, 2006	BOW/AKR
38,795	August 19-24, 2008	POR/NHM
38,259	May 25-30, 2004	RDG/NBR

#### TOP 7-DATE HOMESTANDS

Total	Dates	Opponents
44,488	July 15-21, 2004	RDG/ERIE
42,713	Aug. 25-Sept. 1, 2003	RDG/ERIE
41,083	July 22-28, 2005	HAR/BIN
41,030	June 20-26, 2005	BOW/NBR
40,676	June 16-22, 2003	TRE/HAR

#### PEOPLES NATURAL GAS FIELD SEATING BREAKDOWN

Toyota Diamond Club (100 Level)	1,634
Terrace Level (200 Level)	1,204
Grandstand Level (300 Level)	2,646
UPMC Health Plan OF Reserved (500 Level)	744
Third-Base Picnic Pavilion	250
"Rail Kings" (on Party Deck)	40
Skybox Seating	292
First Base Bleachers	400
Total Seating Capacity	7,210

**NOTE:** From 1999-02 total seating capacity at Peoples Natural Gas Field was listed at 6,176. Prior to the 2003 season an additional 1,034 seats were created with the construction of the new left-field reserved bleacher section, the third-base picnic pavilion and the left-field Party Deck.

## NATIONAL TELEVISION

The nation's eyes turned to Blair County Ballpark on April 11, 2010 when Washington Nationals prospect Stephen Strasburg made his professional debut in front of a record crowd at Blair County Ballpark. The game, which was broadcast on ESPN360.com and had live look-ins taken by ESPNEWS, brought a crowd of 7,887 to BCB on Sunday afternoon. It was the largest single-game crowd to take in a Curve game in the month of April in franchise history. The Curve were again featured on national television on September 14, 2010 for Game 1 of the Eastern League Championship Series, when Yankees pitcher Andy Pettitte made a rehab start for the Trenton Thunder at BCP and MLB Network carried live look-ins of the game. Curve second baseman Chase d'Arnaud homered off Pettitte to lead off the bottom of the first, but the Thunder went on to win the game in 10 innings. On June 21, 2015, a game between the Curve and Harrisburg Senators was broadcast live to American Sports Network affiliates around the U.S. as part of their *Minor League Baseball Sunday Showcase* series. The game was called by Brett Dolan and former big leaguer Brian McRae and featured live interviews in the broadcast booth with Curve owner Bob Lozinak and General Manager Rob Egan. The Curve went on to defeat the Senators, 7-3.



**“A minor league ballpark is one thing. An amusement park is another. But tucked in the Allegheny Mountains is a place where there’s really no difference.”**  
**-- USA Today, August 8, 2002**

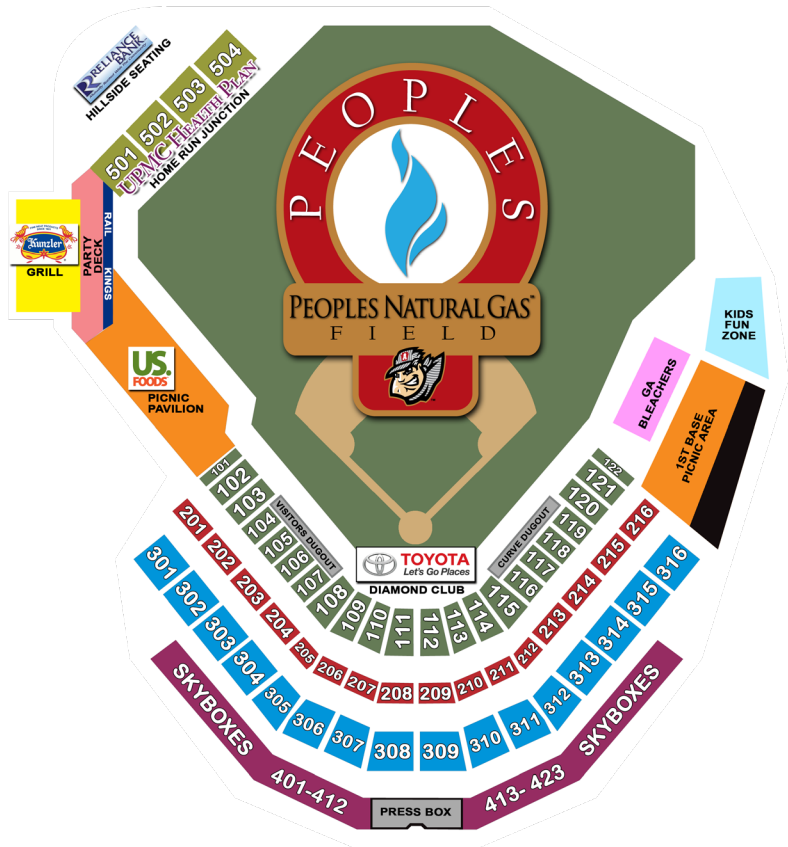
Opened on April 15, 1999, **Peoples Natural Gas Field** is widely considered by fans, players, baseball executives and media as one of the finest minor league baseball facilities in America. Located just off Interstate 99 in Altoona, the ballpark features a beautiful brick exterior and the design is modeled after a railroad roundhouse to tie in the industry which helped found the city of Altoona and is still very much present to this day. The inside of Peoples Natural Gas Field features more than 7,200 fixed seats between two levels. The double-deck layout of the seating section allows for expansive lower and upper concourses, giving fans plenty of space to walk around the ballpark without having to fight through a stationary crowd of people. The “Skyliner” roller coaster from neighboring Lakemont Park and the scenic Allegheny Mountains add to the overall beauty of Peoples Natural Gas Field.

**FACTS AND FIGURES**

Groundbreaking .....	March 7, 1998
Opened .....	April 15, 1999
Architects .....	L.D. Astorino Companies, Pittsburgh, PA
Construction .....	Ralph J. Albarano and Sons, Duncansville, PA
Cubic Feet of Concrete .....	270,000
Number of Bricks .....	69,000
Width of Lower Concourse Area .....	80 feet
Home Clubhouse (Sq. Feet) .....	2,200
Visiting Clubhouse (Sq. Feet) .....	1,400
Indoor Batting Cage (Sq. Feet) .....	5,000
Dugouts .....	9' x 60'
Skybox Level Height (from field level) .....	70 feet
Highest Point of Ballpark (from field level) .....	80 feet
Height of Light Poles (from field level) .....	125 feet
Seating Capacity .....	7,210
Luxury Skyboxes .....	21
Party Deck .....	Left field
US Foods Picnic Pavilion .....	Third base
General Admission Bleachers .....	Right-field Line
UPMC Health Plan Home Run Junction (OF Reserved Bleachers) .....	Left field

**BALLPARK DIMENSIONS**

<b>LF</b> .....	325'	<b>Fence Height (LF Corner)</b> .....	16'
<b>LCF</b> .....	385'	<b>LF Fence Height (in front of OF Bleachers)</b> .....	6'
<b>CF</b> .....	405'	<b>OF Fence Height</b> .....	8'
<b>RCF</b> .....	375'	<b>CF Fence Height</b> .....	16'
<b>RF</b> .....	325'		



	Presold	Day of Game
Rail Kings (On Party Deck)	\$14.00	\$16.00
Toyota Diamond Club (100 Level)	\$12.00	\$14.00
Terrace (200 Level)	\$10.00	\$12.00
Grandstand (300 Level)	\$8.00	\$10.00
UPMC Health Plan Home Run Junction (OF Bleachers)	\$7.00	\$9.00
General Admission Bleachers	\$7.00	\$9.00

Seniors (65 & over) and children (12 & under) receive a \$1.00 discount on Terrace & Grandstand Level seating. When all ballpark seats are sold out, GA/Standing Room tickets become available for all non-numbered sections

## PNG FIELD WORKOUT SCHEDULES

(SUBJECT TO CHANGE)

### 7 P.M. GAMES

Curve BP	4:00-5:00 p.m.
Visitors' BP	5:00-6:00 p.m.
Grounds Crew	6:00-7:00 p.m.

### 6 P.M. GAMES

Curve BP	3:00-4:00 p.m.
Visitors' BP	4:00-5:00 p.m.
Grounds Crew	5:00-6:00 p.m.

### 4 P.M. GAMES

Curve BP	1:00-2:00 p.m.
Visitors' BP	2:00-3:00 p.m.
Grounds Crew	3:00-4:00 p.m.

### 2 P.M. GAMES

Curve BP	11:00 a.m.-noon
Visitors' BP	Noon-1:00 p.m.
Grounds Crew	1:00-2:00 p.m.

### NOON GAMES

Curve BP	9:00-10:00 a.m.
Visitors' BP	10:00-11:00 a.m.
Grounds Crew	11:00 a.m.-noon

### 10:30 A.M. GAMES

Curve BP	7:30-8:30 a.m.
Visitors' BP	8:30-9:30 a.m.
Grounds Crew	9:30-10:30 a.m.

# NEWS TALK 1240 WRTA



**CURVE RADIO NETWORK**

After a successful new partnership in 2017, News Talk 1240 WRTA returns as the flagship home of the Curve Radio Network in 2018.

The Curve and Sounds Good Media continue their relationship this year with 112 regular-season games airing on News Talk 1240 WRTA in the Altoona area, plus the station's simulcast on 98.5 FM. The 28 day games in 2018 will be carried on 1370 AM WKMC and its FM simulcast on 96.1 FM.

1440 AM WWGE in Ebensburg/Loretto, Pa. has returned for a third season as an affiliate on the Curve Radio Network and will carry select broadcasts. WPHB 1260 AM in Centre County, Pa. has joined as a new affiliate this season.

All 140 games will also be available to out-of-market listeners via AltoonaCurve.com and on mobile devices (iPhone/Android/Windows Phone/BlackBerry/Amazon Kindle) with the TuneIn Radio App. Curve fans can also watch all 70 home games and all 70 road games with a subscription to MiLB.tv. For more information on subscribing to MiLB.tv, visit MiLB.tv on the web.

The Curve and Sounds Good Media will also continue their cross-promotional and marketing relationships from past seasons in 2018. Popular on-air personalities from the Sounds Good Media family of stations (Q94, Mix 94.7, News Talk WRTA and 1370 WKMC) will be on hand throughout the season at Peoples Natural Gas Field to take part in contests and in-game events.



**WWGE  
1400**



## BEFORE THEY WERE MAJOR LEAGUE STARS THEY WERE ON **MiLB.COM**



★★★★★ FOLLOW THE STARS OF TOMORROW TODAY! ★★★★★

VISIT **MiLB.COM** WATCH **MiLB.TV** LISTEN **tunein** DOWNLOAD

© 2017 Minor League Baseball. All MLB copyrights and trademarks are used with permission. All rights reserved. Any other marks used herein are trademarks of their respective owners.

**Trey Wilson (Fourth Season)**


Trey Wilson is in his fourth season with the Curve and sixth overall on the airwaves in Minor League Baseball. Wilson joined the Curve prior to the 2015 season.

Prior to coming to Altoona, Wilson called games for the Lansing Lugnuts in Michigan, the Class-A affiliate of the Toronto Blue Jays, in the Midwest League during the 2014 season. He spent the previous year as the Director of Media Relations & Broadcasting with the Bluefield Blue jays, Toronto's Appalachian League affiliate in southern West Virginia.

Wilson held multiple positions in the athletic department at Bluefield College in Virginia from 2010 through 2015, spending parts of six years as the school's lead broadcaster for football, basketball, baseball and volleyball while helping launch the Rams Digital Sports Network and serving as the Assistant Director of New Media & Sports Information.

In 2011 and 2012, Wilson wrote for Fox Sports-affiliated Scout.com, covering minor league prospects in the Appalachian League. He also spent parts of those two years as an intern in the sports department at WVVA, an NBC-affiliate television station, where he covered Virginia Tech, Marshall and West Virginia University among other collegiate and high school programs. He has done freelance work voicing collegiate national championship events across the United States and high school state championship events in Virginia, Maryland and Washington, D.C. He also currently serves as the public address announcer for Saint Francis University men's and women's basketball.

A native of Portsmouth, Va., Wilson enjoys traveling, U.S. history, photography and playing music. He earned a bachelor's degree in communication and journalism from Bluefield College.




**Nate Bowen (Sixth Season)**

Nate Bowen enters his sixth season with the Curve and his seventh season overall on the air in minor league baseball. He has also held broadcasting and media relations roles with the Northwest Arkansas Naturals (AA - Texas League), Durham Bulls (AAA - International League), and the Princeton Rays (Rookie - Appalachian League).

Bowen's notable broadcasts while in Altoona include the 2014 Eastern League All-Star game as well as the Pirates vs. Altoona Curve exhibition game at PNG Field in 2013. He began his broadcasting career at Baldwin-Wallace University in 2005 and served as the broadcaster for the Division III school's football, basketball, and baseball teams through the 2009 season. In addition to being a play-by-play broadcaster, he co-founded The Morning Buzz, a daily morning show on the campus radio station WBWC 88.3 FM the Sting. Following graduation, Bowen served as the lead broadcaster for AM 1330 WELW in the Cleveland, Ohio area for local high school and college sports. During the offseason he serves as the play-by-play voice of Division III Carnegie Mellon University, and broadcasts games for several Altoona area high schools on 107.7 WMES and 1400 WWGE.

A native of Fremont, Ohio, Bowen enjoys rooting for Buffalo and Ohio sports teams, traveling, and running. He earned a bachelor's degree in Broadcasting/Mass Communications/Public Relations from Baldwin-Wallace University in 2009.




**Garett Mansfield (First Season)**

Garett Mansfield joins the Curve broadcast team in 2018 for his third season in Minor League Baseball. He spent the 2017 season with the Beloit Snappers, the Class-A affiliate of the Oakland Athletics, where he called Midwest League games as the Media Relations & Marketing Manager. Mansfield also spent time in the booth with the El Paso Chihuahuas, the Triple-A affiliate of the San Diego Padres, in 2016 as their Broadcast & Media Relations Assistant. Before working in professional baseball, he spent two summers broadcasting baseball in the Alaska Baseball League for the Chugiak-Eagle River Chinoooks.

Between stops in baseball, he has served as a television play-by-play broadcaster for the West Ohio Sports Network headquartered in Lima, Ohio. He has called high school football, basketball, volleyball, soccer and hockey on the regional network.

Mansfield began his broadcasting career in college at Bowling Green State University where he joined the Bowling Green Radio Sports Organization. Over his four years at BGSU, he called numerous athletic events for the Falcons on each of the two campus radio stations - 88.1 WBGU-FM and WFAL FalconRadio.org. He traveled frequently with the women's basketball team while BGRSO carried their games exclusively on 88.1 WBGU-FM. Mansfield also voiced the 2014 Mid-American Conference Championship at Ford Field in Detroit between Bowling Green and Northern Illinois.

The Defiance, Ohio native cheers for the Cleveland Browns and Cavaliers as well as Notre Dame. He enjoys traveling, movies, history and being outdoors. Mansfield married his wife, Carlina, on March 17, 2018 and lives in Altoona. He earned a bachelor's degree in Telecommunications from Bowling Green State University in 2015.



**ALL-TIME CURVE RADIO BROADCAST TEAMS**

<b>1999</b>	Rob Egan & Jason Dambach	<b>2009</b>	Ron Potesta & Dan Zangrilli
<b>2000</b>	Rob Egan & Jason Dambach	<b>2010</b>	Dan Zangrilli & Mike Passanisi
<b>2001</b>	Rob Egan & Jason Dambach	<b>2011</b>	Mike Passanisi & Josh Ellis
<b>2002</b>	Rob Egan & Jason Dambach	<b>2012</b>	Mike Passanisi & Tyler Maun
<b>2003</b>	Rob Egan & Jason Dambach	<b>2013</b>	Mike Passanisi & Nate Bowen
<b>2004</b>	Rob Egan & Jason Dambach	<b>2014</b>	Mike Passanisi & Mike Baggerman
<b>2005</b>	Paul Steigerwald & Jason Dambach	<b>2015</b>	Mike Passanisi, Trey Wilson & Nate Bowen
<b>2006</b>	Jason Dambach, Joe Moore & Paul Steigerwald	<b>2016</b>	Trey Wilson, Nate Bowen & Fletcher Keel
<b>2007</b>	Jason Dambach, Jon Laaser & Paul Steigerwald	<b>2017</b>	Trey Wilson, Nate Bowen & Max Gun
<b>2008</b>	Jason Dambach & Dan Zangrilli	<b>2018</b>	Trey Wilson, Nate Bowen & Garett Mansfield

## DIRECTIONS TO PEOPLES NATURAL GAS FIELD



**From PITTSBURGH and Points West:** Take I-76/I-376 East to U.S. 22 East. Drive on 22 East for approximately 80 miles. Merge onto I-99/US-220 North approximately six miles from Altoona. Stay on I-99 North and take the Frankstown Road exit (Exit #32). Go straight at the light at the top of the ramp (crossing over Frankstown Road). The ballpark is on the right.

**From STATE COLLEGE and Points North:** Take U.S. 322 West to I-99/U.S. 220 South. Take Frankstown Road exit (Exit #32). At the top of the ramp, turn right at the light onto Frankstown Road. Take a right at the next light onto Park Avenue. Ballpark is on the right.

**From BEDFORD, PA./CUMBERLAND, Md. and Points South:** Take I-99/U.S. 220 North toward Altoona. Take the Frankstown Road exit (Exit #32). Go straight at the light at the top of the ramp (crossing over Frankstown Road). The ballpark is on the right.

**From HARRISBURG/PHILADELPHIA and Points East:** Take Pennsylvania Turnpike West to Bedford exit. Following the toll booths, take a left at the light. Follow signs and get on I-99/U.S. 220 North. Take Frankstown Road exit (Exit #32). Go straight at the light at the top of the ramp (crossing over Frankstown Road). The ballpark is on the right.

**From I-80 Traveling East:** Take the Philipsburg/Woodland Exit to U.S. 322 East. After about 25 miles, take U.S. 220 South. 220 South merges with I-99 South. Drive on I-99 South for approximately 20 miles. Take the Frankstown Road exit (Exit #32). Turn right at the exit, the ballpark will be to your right.

**From I-80 Traveling West:** Take the Altoona/Milesburg exit and bear onto U.S. 220 South. After approximately 30 miles merge onto I-99 South. Drive on I-99 South for approximately 20 miles. Take the Frankstown Road exit (Exit #32). Turn right at the exit, the ballpark will be to your right.

## VISITING TEAM HOTEL | GYM INFORMATION

OFFICIAL VISITING  
HOTEL IN ALTOONA

**Altoona Grand Hotel**  
1 Sheraton Drive  
Altoona, PA 16601  
Phone: (814) 946-1631  
Fax: (814) 946-0785

UMPIRES HOTEL  
IN ALTOONA

**Quality Inn & Suites**  
3306 Pleasant Valley Boulevard  
Altoona, PA 16602  
Phone: (814) 944-9661  
Fax: (814) 944-9557

VISITING CLUB  
WORKOUT FACILITY

**The Summit Tennis & Athletic Club**  
2900 Plank Road, Suite 1  
Altoona, PA 16601  
PH: (814) 946-1668

**IMPORTANT NUMBERS**

**Peoples Natural Gas Field**

**Main Phone:** (814) 943-5400

**Toll-free:** 1-877-99-CURVE

**Main Fax:** (814) 943-9050

**Press Fax:** (814) 942-9097

**Press Phone:** (814) 283-3180

**Who to Contact**

Trey Wilson

Director of Communications & Broadcasting

**PH:** (814) 943-3180

**Cell:** (252) 626-4320

**E-mail:** twilson@altoonacurve.com

Garett Mansfield

Communications & Broadcasting Assistant

**PH:** (814) 943-5400

**Cell:** (419) 439-5039

**E-mail:** gmansfield@altoonacurve.com

**Best Time to Contact in Person**

**NIGHT GAME:** Before 1:00 p.m.

**DAY GAME:** Before 10:00 a.m.

**MORNING GAME:** Day before

**SEASON CREDENTIALS:** Season credentials for the 2018 season will only be issued to legitimate news gathering organizations that cover the Curve on a daily basis. The Curve will contact media outlets on an individual basis regarding season-long credentials. Other media organizations that would like to request a season credential can do so by sending that request on company letterhead via fax (814-283-3127) or as an e-mail attachment to twilson@altoonacurve.com.

**DAILY CREDENTIALS:** Daily credentials will be issued to those individuals or organizations who do not qualify for season credentials, including freelance writers and weekly and monthly publications. Daily credentials will also be issued to radio and TV stations when the need arises for extra pre/post-game personnel and to newspaper reporters providing extra coverage. **The Curve Media Relations Department should be notified at least 24 hours in advance of the game in which daily credentials are being requested.** Requests should be faxed or e-mailed. Once approved, the credentials can be picked up at the Media/Handicap Gate.

**CREDENTIAL PICKUPS:** Season Credentials can be picked up at the Curve's annual Media Day activities. Media can make other arrangements with the Curve Media Relations Department to pick up credentials after that date. Daily credentials will only be available for pickup on the day they are issued at the Media/Handicap Gate.

**MEDIA ENTRANCE TO PEOPLES NATURAL GAS FIELD:** All credentialed media should enter the ballpark through the Media/Handicap gate located at the top of the stairs halfway between the Front Office and the Upper Ticket Plaza on the third base side of the ballpark. No credentialed media are permitted to enter the ballpark through either the Curve front office or one of the ticket gates.

**OTHER ACCEPTABLE CREDENTIALS:** The Curve will also honor credentials

from the Pittsburgh Pirates, National and American Leagues, the Baseball Writers Association of America and Minor League Baseball.

**PRESS BOX SPACE:** Though Peoples Natural Gas Field's press box is spacious, the Curve still give preferred seating to those media outlets that cover the club most frequently. If your media organization has special space requirements, please contact the Curve Media Relations Department at least 24 hours prior to those dates.

**PHOTO WELLS:** Photo wells are located at the end of both dugouts. Photographers are welcome to use this space throughout the course of the game. Photographers are not permitted in the actual dugout area or on the field once the game begins. Please wait until the end of the inning to move to and from these areas.

**PARKING:** Media members holding season credentials are permitted to park their vehicles in the VIP parking lot by presenting their credentials to the attendant. Please be aware that parking is available on a first-come basis. Those holding daily credentials that need to be picked up at the Media/Handicap gate will have their name placed on a VIP parking list, as long as they give at least 24 hours notice.

**INTERVIEW POLICY:** The Curve Media Relations Department will be glad to assist members of the media in procuring interviews with Curve players and coaching staff members. Media members wishing to do an off-site interview or a feature story should contact the Curve at least 48 hours in advance to the scheduled interview time. The media is asked to be respectful of the players' pre-game schedule when requesting an interview with a player. **No one will be permitted to interview starting pitchers on the day of their start.**

**CLUBHOUSE POLICIES:** In accordance with the regulations designated by the Pittsburgh Pirates and Major League Baseball, both clubhouses will open to credentialed media from 3 1/2 hours prior to game time until 45 minutes before game time. Following the game, the clubhouses will be closed for a period of five minutes to allow the team ample time to return to the clubhouse. The clubhouse areas are also closed when the teams are on the field, unless previously approved by the Curve Media Relations Department. **Clubhouses are also closed between games of a doubleheader.**

**FIELD ACCESS:** Credentialed media are permitted access to the field and dugout areas, but are not permitted to cross the foul lines, particularly when the team is taking batting practice. Media must leave the field and dugout areas no later than 45 minutes prior to game time.

**LIVE VIDEO:** Live video is not permitted within 20 feet of the batting cages at PNG Field or on the road during Curve batting practice. Live video must be shot from a minimum of 10 feet away from the bullpen at PNG Field. Live video cannot exceed more than five minutes at a time during batting practice. Live video is not permitted inside the Curve clubhouse at any time. Live social media interviews will not be permitted at any time.



SPECIAL GAME TIMES

DATE	OPPONENT	TIME	DATE	OPPONENT	TIME
4/25	Erie	10:30 a.m.	5/31	Akron	10:30 a.m.
5/9	Bowie	10:30 a.m.	7/18	Bowie	Noon

2018 DAILY PROMOTIONS

FIREWORKS FRIDAYS

Enjoy a spectacular fireworks show presented by the Altoona Mirror after every Friday home game starting Friday, May 4

MISTUBISHI MONDAYS

Presented by Five Star Mitsubishi, fans can pick up free Grandstand tickets for every Monday home game at Five Star Mitsubishi.

TWO FOR TUESDAYS

Fans can take advantage of two-for-one offers on tickets, hot dogs and small popcorn for every Tuesday home game, presented by Atlantic Broadband

WINNING WEDNESDAYS

Presented by the Pennsylvania Lottery, fans have the chance to win prizes from the PA Lottery | The Curve will pay tribute the brave active duty military and veterans throughout the region by wearing Digital Camo jerseys every Wednesday at home, presented by the Altoona Mirror | 50-cent boneless wings every Wednesday

THIRSTDAYS | DOLLAR DOG DAYS

Presented by Q94, take advantage of select \$2 specials on draft beers and regular sodas | \$1 Juniata brand hot dogs

EASTERN LEAGUE OPPONENTS

AKR	AKRON RUBBERDUCKS CLEVELAND INDIANS	NHM	N.H. FISHER CATS TORONTO BLUE JAYS
BIN	BINGHAMTON RUMBLE PONIES NEW YORK METS	POR	PORTLAND SEA DOGS BOSTON RED SOX
BOW	BOWIE BAYSOX BALTIMORE ORIOLES	REA	READING FIGHTIN PHILS PHILADELPHIA PHILLIES
ERI	ERIE SEAWOLVES DETROIT TIGERS	RIC	RICHMOND FLYING SQUIRRELS SAN FRANCISCO GIANTS
HAR	HARRISBURG SENATORS WASHINGTON NATIONALS	TRN	TRENTON THUNDER NEW YORK YANKEES
HFD	HARTFORD YARD GOATS COLORADO ROCKIES		

SUN	MON	TUES	WED	THU	FRI	SAT
1	2	3	4	5 AKR 6PM*	6 AKR 6PM	7 AKR 4PM
8 AKR 2PM	9 HAR 6PM	10 HAR 6PM	11 HAR 6PM	12	13 @AKR 6:35PM	14 @ERI 1:35PM
15 @ERI 1:35PM	16 @AKR 6:35PM	17 @AKR 6:35PM	18 @AKR 6:35PM	19 @AKR 6:35PM	20 @AKR 6:35PM	21 @RIC 4PM
22 @RIC 2PM	23 @ERI 6PM	24 @ERI 6PM	25 @ERI 10:30AM	26	27 @HAR 7PM	28 @HAR 6PM
29 @HAR 1:30PM	30 @RIC 6:35PM	<b>APRIL</b>				

SUN	MON	TUES	WED	THU	FRI	SAT
1	2 @RIC 6:35PM	3 @RIC 10:35AM	4 @ERI 6PM	5 @ERI 6PM*	6 @ERI 4PM	
7 @ERI 2PM	8 @BOW 6PM	9 @BOW 6PM	10 @BOW 10:30AM	11 @REA 7:05PM	12 @REA 6:05PM	
13 @REA 2:05PM	14 @RIC 6PM	15 @RIC 6PM	16 @RIC 6PM	17 @POR 6PM	18 @POR 6PM	19 @POR 6PM
20 @POR 2PM	21	22 @BOW 6:35PM	23 @BOW 6:35PM	24 @BOW 11:05AM	25 @HAR 7PM	26 @HAR 6PM
27 @HAR 6:30PM	28 @HAR 12PM	29 @AKR 6PM	30 @AKR 6PM	31 @AKR 10:30AM	<b>MAY</b>	

SUN	MON	TUES	WED	THU	FRI	SAT
<b>JUNE</b>						
1 @HFD 1:05PM	2	3 @REA 7PM*	4 @REA 7PM*	5 @REA 7PM*	6 @HFD 7PM	7 @HFD 6:05PM
8 @HFD 2PM	9	10 @BIN 6:35PM	11 @BIN 6:35PM	12 @BIN 10:35AM	13 @NHM 7PM	14 @NHM 6PM
15 @NHM 6PM*	16	17 @RIC 6:35PM	18 @RIC 6:35PM	19 @RIC 6:35PM	20 @ERI 7:05PM	21 @ERI 7:05PM
22 @ERI 1:35PM	23 @HAR 7PM	24 @HAR 7PM	25 @HAR 7PM	26 @HAR 7PM	27 @AKR 7:05PM	28 @AKR 7:05PM

SUN	MON	TUES	WED	THU	FRI	SAT
1 @AKR 2:05PM	2 @AKR 7:05PM	3 @AKR 7:05PM	4 @TRN 7PM	5 @TRN 7PM	6 @TRN 7PM	7 @TRN 6PM
8 @TRN 2PM	9	10 ALL STAR BREAK	11	12 @ERI 7:05PM	13 @ERI 7:05PM	14 @ERI 7:05PM
15 @ERI 1:35PM	16 @BOW 7PM	17 @BOW 7PM	18 @BOW 12PM	19 @REA 7:05PM	20 @REA 7:05PM	21 @REA 6:35PM
22 @REA 5:05PM	23 @AKR 7:05PM	24 @AKR 7:05PM	25 @AKR 12:05PM	26 @BIN 7PM	27 @BIN 7PM*	28 @BIN 6PM
29 @BIN 2PM	30	31 @HAR 6:30PM	<b>JULY</b>			

SUN	MON	TUES	WED	THU	FRI	SAT
<b>AUGUST</b>						
1 @AKR 6PM*	2	3 @TRN 7PM	4 @TRN 12PM	5 @TRN 7PM	6 @ERI 7PM	7 @ERI 6PM
8 @ERI 6PM*	9	10 @NHM 7:05PM	11 @NHM 7:05PM	12 @NHM 7:05PM	13 @POR 7PM	14 @POR 6PM
15 @POR 1PM	16 @BIN 6:35PM	17 @BIN 6:35PM	18 @HAR 6PM	19 @HAR 6PM	20 @RIC 6PM	21 @RIC 6PM
22 @RIC 6PM*	23 @TRN 6PM	24 @TRN 6PM	25 @TRN 6PM	26 @TRN 6PM	27 @BOW 7:05PM	28 @BOW 6:35PM
29 @BOW 1:35PM	30 @BOW 1:35PM	<b>SEPTEMBER</b>				

HOME FIREWORKS GIVE AWAYS KIDS' CLUB CELEB AWAY \* Schedule & promotions subject to change

ORGANIZATION

2018 CURVE

HISTORY RECORDS

EASTERN LEAGUE

PIRATES ORGANIZATION

GENERAL INFORMATION

CATCH 112 LIVE CURVE BROADCASTS  
DURING THE 2018 SEASON ON  
NEWS TALK 1240 WRTA  
& 98.5 FM



**NEWS TALK 1240**

**WRTA** ★

THE FLAGSHIP HOME OF  
ALTOONA CURVE BASEBALL



LISTEN TO THE CURVE'S 28 DAY GAME  
BROADCASTS ON 1370 WKMC & 96.1 FM

# 2018 PROMOTIONAL SCHEDULE

## GIVEAWAYS

- April 5** **2018 Curve Magnet Schedule**  
First 5,000 fans presented by iQor
- April 7** **Michael Ryan bobblehead giveaway**  
First 1,000 fans presented by First Commonwealth Bank
- April 11** **Replica Championship Ring giveaway**  
First 500 fans presented by Stuckey Subaru
- April 21** **Andrew McCutchen bobblehead giveaway**  
First 1,000 fans presented by Nuts for You
- April 24** **2017 Championship Team Poster giveaway**  
First 500 fans
- May 3** **Replica Championship Ticket giveaway**  
First 500 fans presented by The Award Man & ARC
- May 5** **Starling Marte bobblehead giveaway**  
First 1,000 fans presented by M&T Bank
- May 19** **Gerrit Cole bobblehead giveaway**  
First 1,000 fans presented by Altoona Grand Hotel
- June 9** **Tony Watson bobblehead giveaway**  
First 1,000 fans presented by Sheetz
- June 16** **Adam Hyzdu bobblehead giveaway**  
First 1,000 fans presented by US Foods
- June 28** **Championship Ring in Jell-O giveaway**  
First 1,000 fans presented Stuckey Subaru for "The Office" Night
- July 7** **Josh Harrison bobblehead giveaway**  
First 1,000 fans presented by Home Helpers
- July 8** **Loco Birthday Cup giveaway**  
First 500 fans 12 & under presented by Allied Milk Producers
- July 28** **Elias Diaz bobblehead giveaway**  
First 1,000 fans presented by Thrivent Financial & Hines Equipment
- July 29** **Curve Toothbrush Giveaway**  
Presented by Hollidaysburg Family Dental
- August 3** **Curve 20th Season Slinky giveaway**  
First 1,000 fans presented by Alex Brands
- August 4** **Josh Bell bobblehead giveaway**  
First 1,000 fans presented by Peoples
- August 10** **Curve Tote Bag giveaway**  
First 500 fans presented by Home Helpers
- August 11** **Jack Wilson bobblehead giveaway**  
First 1,000 fans presented by Altoona Grand Hotel
- August 25** **Neil Walker bobblehead giveaway**  
First 1,000 fans presented by UniFirst

## APPEARANCES

- April 10** **Andy Van Slyke appearance**  
Presented by Peoples
- June 16** **Adam Hyzdu appearance**  
Presented by US Foods
- August 23** **Diamond Dallas Page appearance**  
Presented by Stuckey Subaru

## SPECIALTY JERSEYS

- Every Wednesday home game - Digital Camo jerseys presented by the Altoona Mirror
- May 4** **Han Solo jersey for Star Wars Night**  
presented by AirCon Engineering, Inc.
- May 17** **Scrubs-style jersey for Medical Professionals Night**  
presented by FirstEnergy
- August 3** **Three Deer Moon jersey for PA Heritage Night**  
presented by Alex Brands

## 21 FIREWORKS SHOWS



877.99.CURVE | ALTOONACURVE.COM

